



Guar Weekly Research Report

Table of Contents

- ❖ **Executive Summary**
- ❖ **Outlook**
- ❖ **Domestic Market Fundamentals**
- ❖ **Processing Margins**
- ❖ **Guar Gum Weekly Exports**
- ❖ **Technical Analysis (Guar Seed)**
- ❖ **Technical Analysis (Guar Gum)**
- ❖ **Guar Seed & Gum Prices at Key Spot Markets**
- ❖ **Guar Seed Arrivals at Key Centers**



Executive Summary

Domestic Guar Seed Market Summary

Guar seed weekly average prices at Jodhpur (delivery prices) remained sideways and went marginally up by 0.20% to INR. 5,275/qtl. Guar gum prices also remained weak and went up by 2.15% at INR. 9968/Qtl amid above average rainfall in western and higher acreage as compared to last year.

As on 15th July'2022, as per data released by Baker Hughes, the number of oilrigs in USA increased by 2 to 599 as compared to previous week at 597.

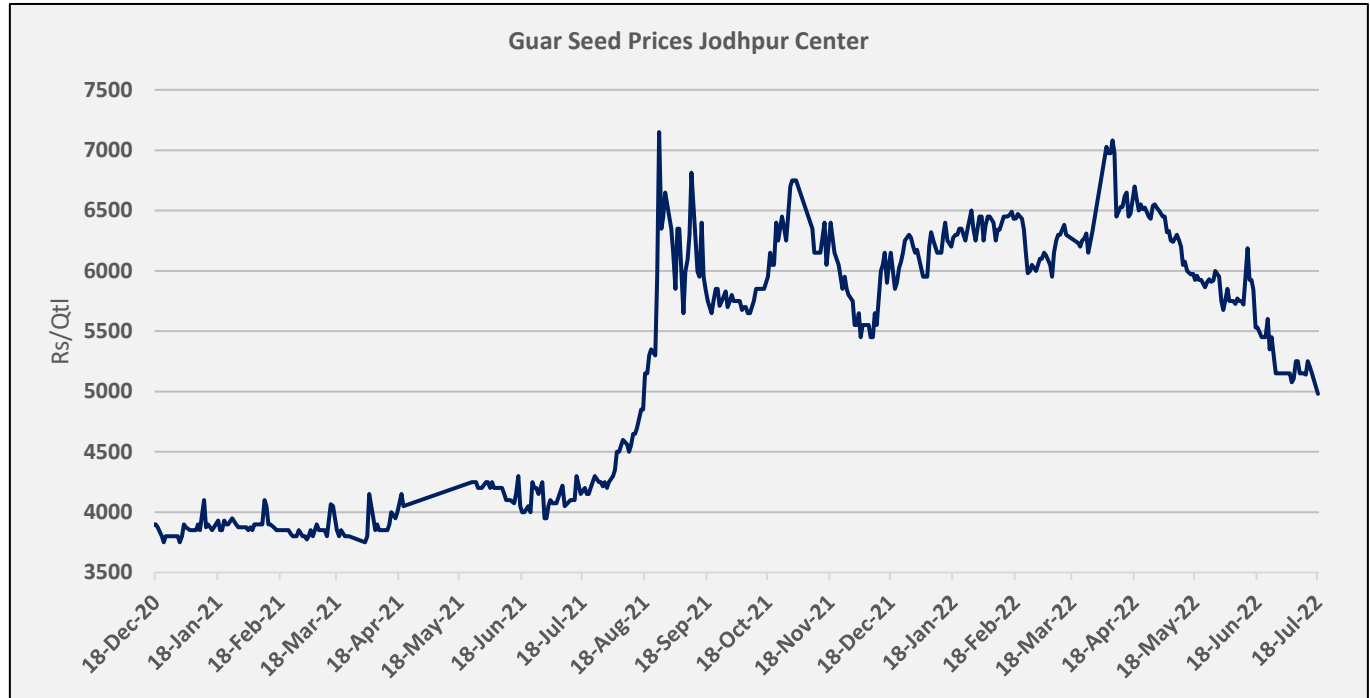
As of 15th July'22, According to Department of Agriculture, Rajasthan, Guar sowing is up by 231% at 14.65 Lakh hectare sowing has been completed as compared to 4.43 lakh hectare previous year same period

Outlook – Guar seed (Spot, Jodhpur basis):

Guar seed - prices are expected to remain weak amid higher acreage. The Jodhpur Guar seed delivery prices are likely to trade in the range between INR 5,000 –5,500/Qtl. in the short-run. And Guar gum is expected to trade in the range of 9,500-10,000/qtl in near term.

Domestic Market Fundamentals

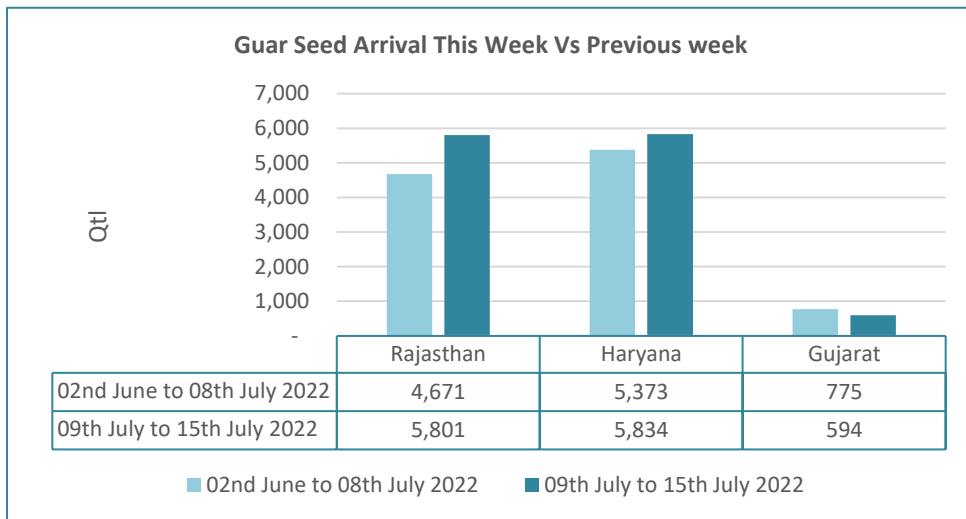
Guar seed Jodhpur delivery weekly average prices remained sideways and went marginally down by 0.20% to INR 5,275/qrtl as compared to previous week's at INR 5,264/qrtl. amid above average rainfall in western Rajasthan districts and higher acreage this year as compared to previous year.



During the week under review weekly average prices of guar gum went up by 2.15% at INR 9968/qtl.

As on 15th July'2022, as per data released by Baker Hughes, the number of oilrigs in USA increased by 2 to 599 as compared to previous week at 597.

Overall Guar seed arrivals recorded up during the week under review by 13% as compared to previous week. Arrivals recorded up in Rajasthan by 24%, while in Haryana arrivals went up by 8% and down by 23% in Gujarat as compared to previous week.



Weather and sowing Updates

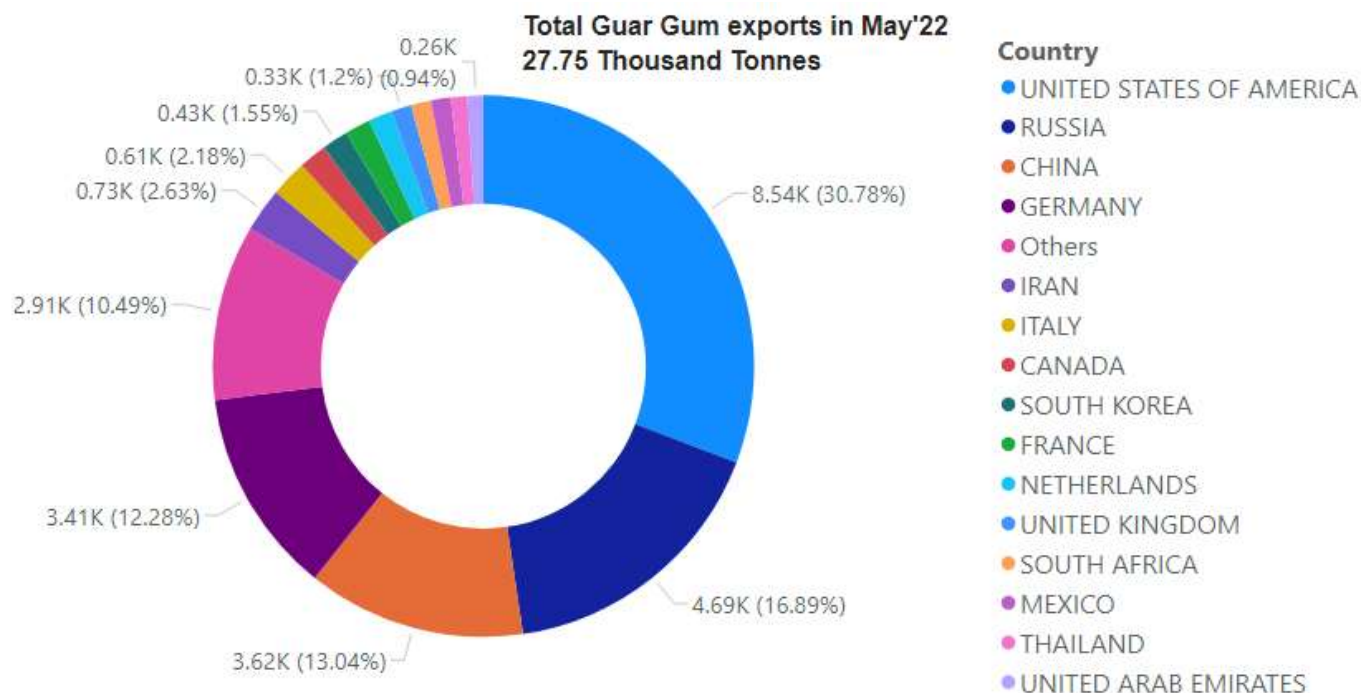
As of 15th July'22, According to Department of Agriculture, Rajasthan, Guar sowing is up by 231% at 14.65 Lakh hectare sowing has been completed as compared to 4.43 lakh hectare previous year same period.

In western Rajasthan, from 1st June to 15th July'2022 Cumulative rainfall is at 52%. Higher acreage amid good rainfall kept Guar seed and gum prices under pressure. The prices have corrected by more than 20% since April due to forecast of normal rains and improved area under Guar seed.

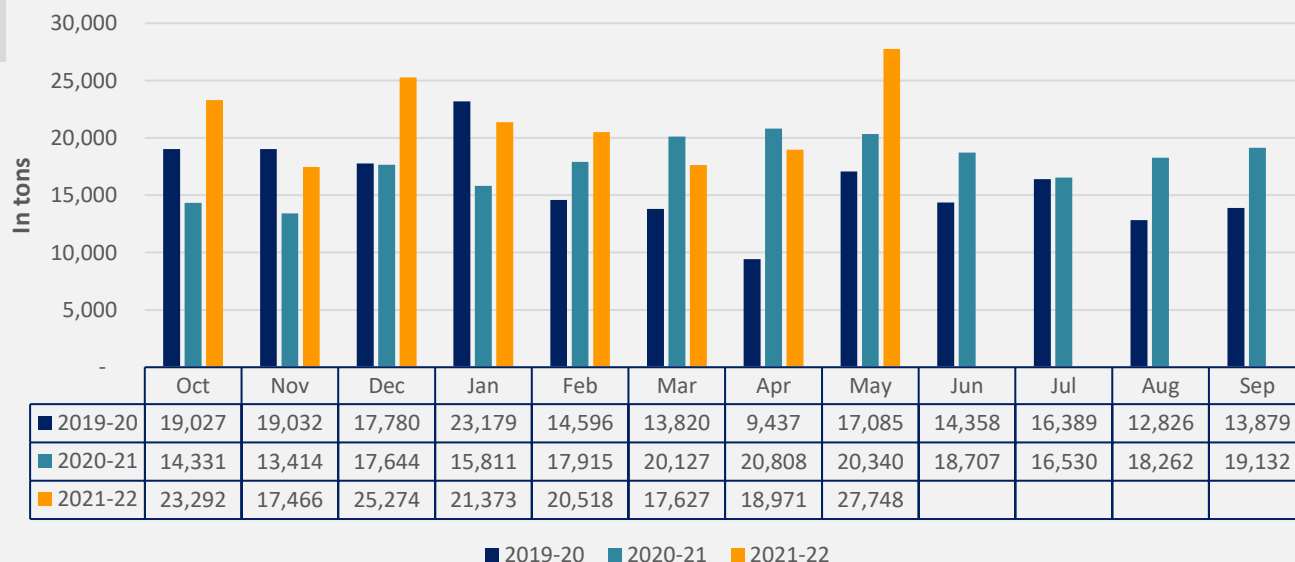
Western Rajasthan Districts	Cumulative Rainfall Departure (%) 1st June to 15th July'22 In Western Rajasthan Districts
Bikaner	200%
Ganganagar	178%
Jaisalmer	132%
Churu	90%
Nagaur	83%
Barmer	56%
Jodhpur	24%
Jalor	14%
Pali	5%
Hanumangarh	1%
West Rajasthan	52%
Rajasthan	83%

Export Scenario

Guar Gum Exports:

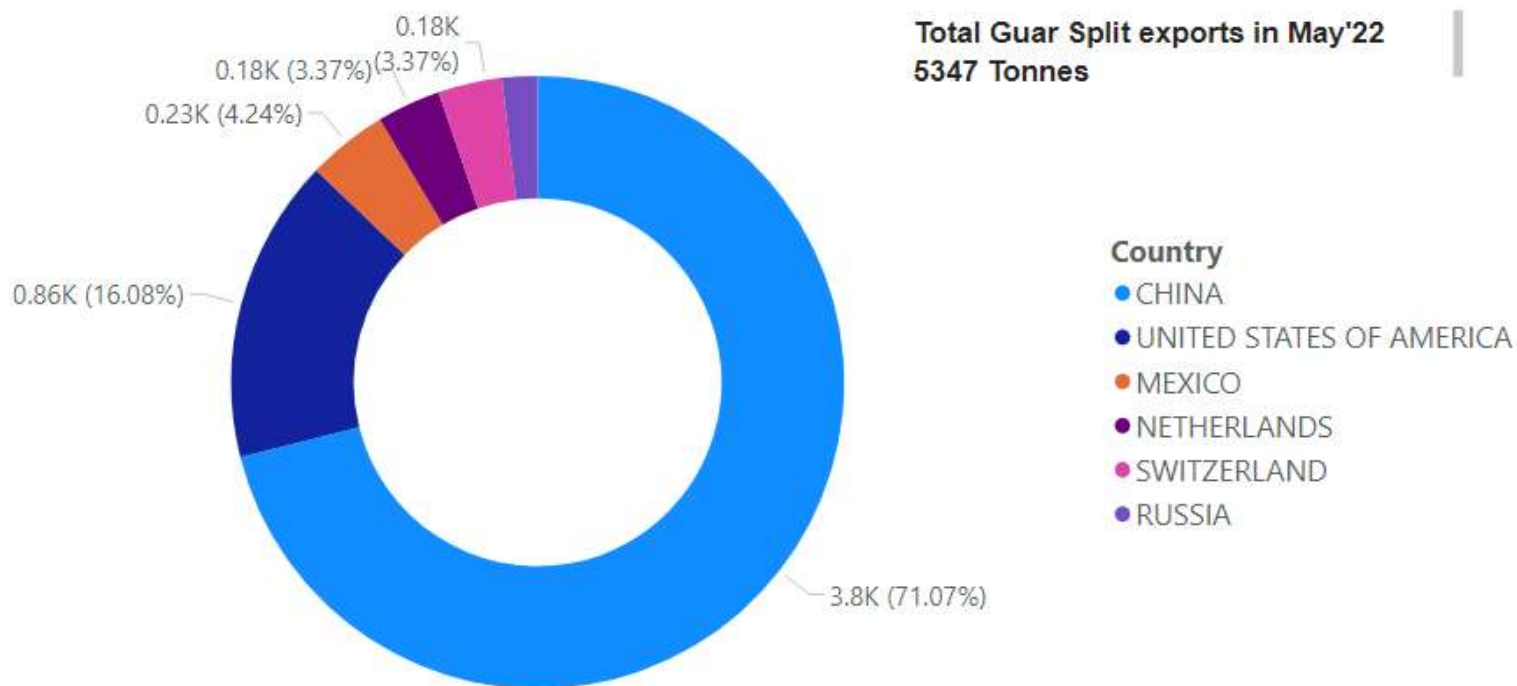


MONTHLY GUAR GUM POWDER EXPORT

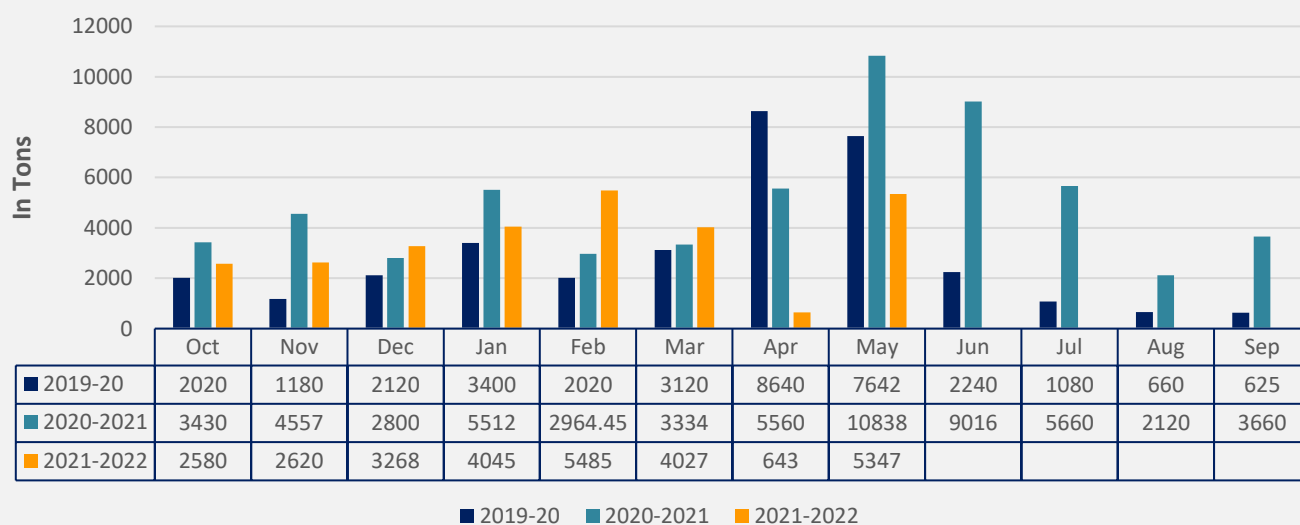


India's guar gum exports increased in the month of May'2022 by 36.42% to 27,748 MT compared to 18,971 MT during previous month. However, the gum shipments were up by 46.27 % in May'2022 compared to the same period last year. Out of the total exported quantity, around 8541 MT (30.78%) bought by US, Russia bought 4,686 MT (16.89%), China 3,618 MT (13.04%), Germany 3,408 MT (12.28%). Export demand was driven by bullish crude oil prices. We expect Guar export in June'22 at 25,000-28,000 tonnes.

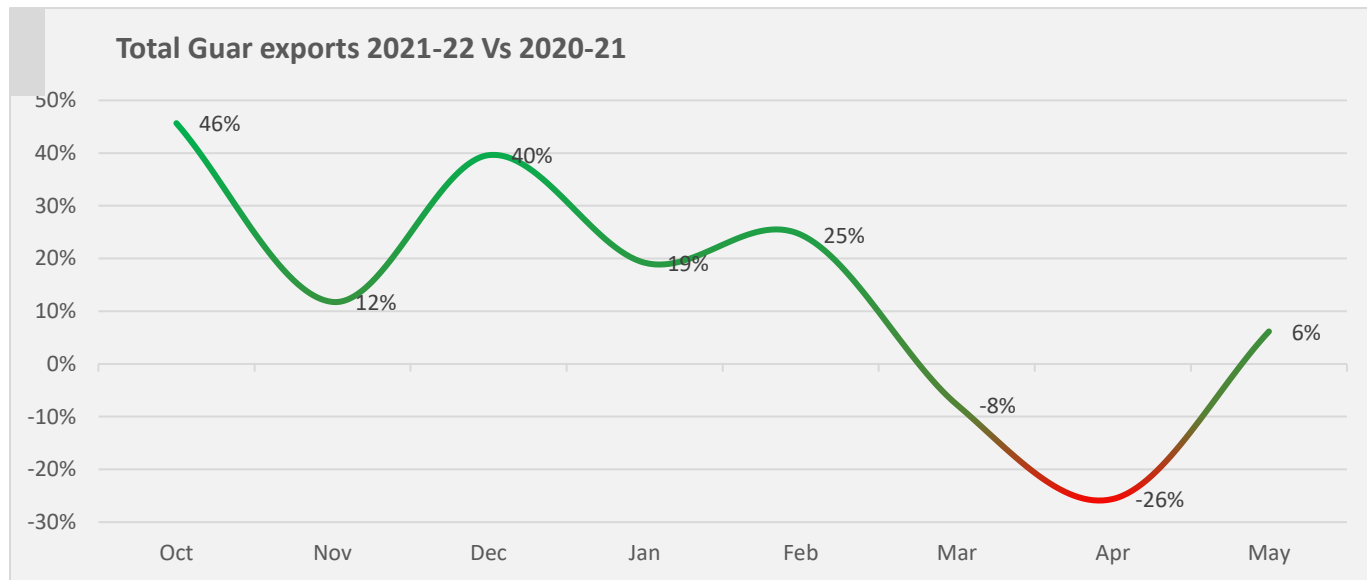
Guar Split Exports



MONTHLY GUAR SPLIT EXPORT

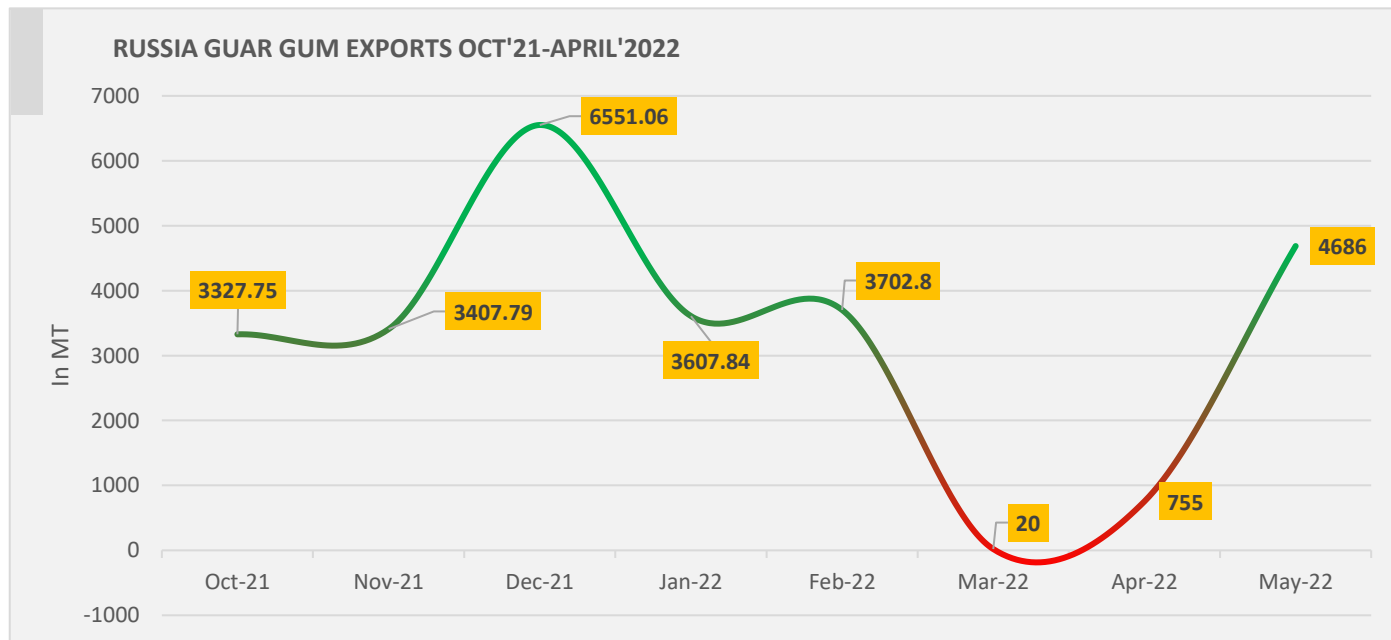


India's Guar split exports increased in the month of May'2022 by 731% to 5,347 MT as compared to 643 MT previous month. However, the guar split shipments down by 50.66% in May'22 compared to the same period last year at 10,838 MT. Out of the total exports, around 3,800 MT (71.07%) bought by China, US 860 MT (16.08%), We expect guar split export in June at 4,000-5,000 tonnes.



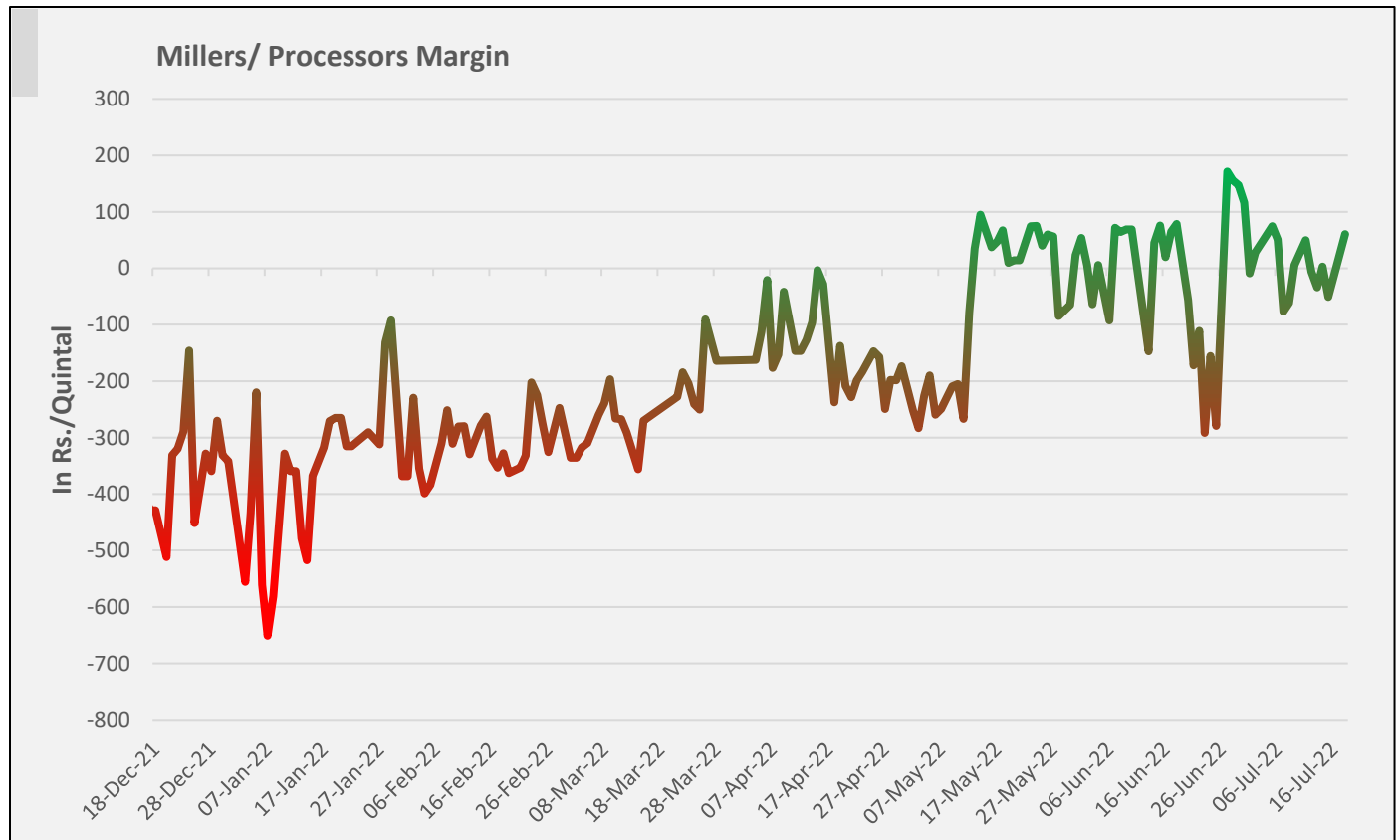
Total guar exports in May'22 recorded up by 6% to 33,095 MT as compared to 31,178 MT previous year same period amid bullish crude oil prices and increase in oil rig count. However, cumulative exports till May'22 still up by 12% to 200284 MT as compared to previous year same period at 179386.

Russia Guar Gum exports Oct'21-May'22



Russian Guar gum imports went down in Feb-March amid Russia-Ukraine war, however export demand has rebounded in May.

Millers/Processors Margin- Average net crush margin remained negative on weakness in churi korma prices. During the week under review, the average net crush margin of Guar seed remained at INR. -5/qtl as compared to INR. 12/qtl. previous week.



Technical Analysis (Guar seed)

Commodity: Guar seed
Contract: August

Exchange: NCDEX
Expiry: August 20, 2022

Guar seed (August, Daily Chart)



Blue histogram Indicates WTI crude oil daily price movement.

Technical Commentary:

- As seen in above chart market is making lower lows and moving in a down trend currently trading below 9,18,50 and 100 DMA indicating weak bias.
- During the week, Guar seed went down by 3.38% and closed at 4988 , during the week Guar seed made low of 4988 and a high of 5430.
- MACD cross over and DIF indicating weak momentum.
- RSI is in oversold zone, indicating weak buying strength

Weekly Supports & Resistances			S1	S2	PCP	R1	R2
Guar seed	NCDEX	August	5000	4800	4988	5500	5600
			Call	Entry	T1	T2	SL
Guar seed	NCDEX	August	Sell	5200	5100	5000	5250

Technical Analysis (Guar gum)

Commodity: Guar gum
Contract: August

Exchange: NCDEX
Expiry: August 20, 2022

Guar gum (August, Daily Chart)



Voilet histogram Indicates WTI crude oil price movement.

Technical Commentary:

- As seen in above chart market is currently in down trend and making lower lows and trading below 9,18,50 and 100 DMA indicating weak sentiments.
- During the week Guar gum went down by 3.11%, market made low at 9165, high at 10136 and closed at 9339.
- Currently trading below 9,18, 50 and 100 DMA, indicating weak sentiments.
- MACD cross over and DIF indicating a weak momentum.
- RSI is in oversold zone indicating weak buying strength.

Weekly Supports & Resistances			S1	S2	PCP	R1	R2
Guar gum	NCDEX	August	9200	9000	9339	9800	10200
Weekly Trade Call			Call	Entry	T1	T2	SL
Guar gum	NCDEX	August	Sell	9500	9400	9300	9600

Guar by – Products Weekly Average Prices:				
Commodity	Centre	09th July to 15th July 2022	02nd June to 08th July 2022	Change
Churi	Jodhpur	2138	2250	-113
Korma	Jodhpur	3197	3234	-38
Prices in Rs/75 kg				

Guar Seed Weekly Average Prices:					
Commodity	District	Centre	Weekly Prices (Average) (Rs/Qtl)		Change
Guar Seed			09th July to 15th July 2022	02nd June to 08th July 2022	
Rajasthan	Jodhpur	Jodhpur (Loose)	5023	5013	10
		Jodhpur(Delivery)	5275	5264	11
	Sri-Ganganagar	Sri-Ganganagar(Loose)	5300	-	-
		Sri-Ganganagar (Delivery)	5450	-	-
		Rawla (Loose)	-	-	-
		Gharsana (Loose)	4838	4934	-97
		Raisinghnagar (Loose)	-	4831	-
	Bikaner	Bikaner (Loose)	4950	4892	58
		Bikaner (Delivery)	5198	5136	61
		Nokha(Loose)	5008	4955	53
		Nokha (Delivery)	5259	5203	56
		Khajuwala (Loose)	4920	4817	103
		Khajuwala (Delivery)	5166	5058	109
		Lunkaransar (Loose)	5008	4888	121
	Hanumangarh	Hanumangarh (Loose)	4738	4656	81
		Hanumangarh (Delivery)	4974	4889	85
		Nohar (Loose)	5309	5015	294
		Pilibanga (Loose)	-	-	-
	Nagaur	Nagaur (Loose)	-	-	-
	Churu	Churu (Delivery)	5233	5200	33
	Alwar	Alwar (Loose)	4883	4800	83
Haryana	Hisar	Adampur (Loose)	4993	4942	51
		Adampur (Delivery)	5242	5189	53
	Bhiwani	Bhiwani (Delivery)	2533	-	-
		Siwani (Loose)	5167	5120	47
	Sirsa	Sirsa (Loose)	4925	4900	25

		Dhabwali (Loose)	4852	-	-
		Dhabwali (Delivery)	5094	-	-
		Ellanabad (Loose)	-	4675	-
	Fatehabad	Fatehabad (Loose)	4950	4820	130
Gujarat	Banaskantha	Deesa (Loose)	-	-	-
	Patan	Patan (Loose)	-	5040	-
	Rajkot	Rajkot (Loose)	5219	4967	253
	Jamnagar	Dhrol (Loose)	-	-	-
Madhya Pradesh	Gwalior	Dabra (Loose)	-	-	-
Guar Gum					
Rajasthan	Jodhpur	Jodhpur	9968	9758	210
	Alwar	Alwar	9917	9840	77
	Hanumangarh	Nohar	9951	9774	177
Haryana	Bhiwani	Bhiwani	-	9630	-
	Sirsa	Sirsa	9917	9850	67
		Dhabwali	-	-	-
		Ellanabad	-	-	-
	Fatehabad	Fatehabad	9945	9789	155

Guar Cumulative Arrivals in Key Centers:					
Commodity	District	Centre	Weekly Arrivals (Quintals)		Change
Guar Seed			09th July to 15th July 2022	02nd June to 08th July 2022	
Rajasthan	Jodhpur	Jodhpur	0	0	Unch
	Sri-Ganganagar	Sri-Ganganagar	500	650	-150
		Rawla	42	0	42
		Gharsana	353	349	4
		Raisinghnagar	47	280	-233
	Bikaner	Bikaner	800	800	Unch
		Nokha	1075	450	625
		Khajuwala	110	150	-40
		Lunkaransar	2400	750	1650
	Hanumangarh	Hanumangarh	115	130	-15
		Nohar	290	706	-416
		Pilibanga	34	406	-372
	Nagaur	Nagaur	35	0	35
	Churu	Churu	0	0	Unch
	Alwar	Alwar	0	0	Unch



Haryana	Hisar	Adampur	2900	2800	100
	Bhiwani	Bhiwani	0	0	Unch
		Siwani	1650	725	925
	Sirsa	Sirsa	645	850	-205
		Dhabwali	494	921	-427
		Ellanabad	118	77	41
	Fatehabad	Fatehabad	27	0	27
Gujarat	Banaskantha	Deesa	0	0	Unch
	Patan	Patan	23	22	1
	Rajkot	Rajkot	565	730	-165
	Jamnagar	Dhrol	6	23	-17
Madhya Pradesh	Gwalior	Dabra	0	0	Unch
Total Arrivals/Above Markets			12229	10819	1410

Disclaimer

The information and opinions contained in the document have been compiled from sources believed to be reliable. The company does not warrant its accuracy, completeness and correctness. Use of data and information contained in this report is at your own risk. This document is not, and should not be construed as, an offer to sell or solicitation to buy any commodities. This document may not be reproduced, distributed or published, in whole or in part, by any recipient hereof for any purpose without prior permission from the Company. IASL and its affiliates and/or their officers, directors and employees may have positions in any commodities mentioned in this document (or in any related investment) and may from time to time add to or dispose of any such commodities (or investment). Please see the detailed disclaimer at <http://www.agriwatch.com/disclaimer.php> © 2022 Indian Agribusiness Systems Limited