



Guar Weekly Research Report

Table of Contents

- ❖ **Executive Summary**
- ❖ **Outlook**
- ❖ **Domestic Market Fundamentals**
- ❖ **Processing Margins**
- ❖ **Guar Gum Weekly Exports**
- ❖ **Technical Analysis (Guar Seed)**
- ❖ **Technical Analysis (Guar Gum)**
- ❖ **Guar Seed & Gum Prices at Key Spot Markets**
- ❖ **Guar Seed Arrivals at Key Centers**



Executive Summary

Domestic Guar Seed Market Summary

Guar seed weekly average prices at Jodhpur (delivery prices) went down by 2.98% to INR. 4,994/qtl. However, Guar gum prices corrected by 2.71% at INR. 9,333/Qtl amid above average rainfall in western and higher acreage as compared to last year and correction in crude oil prices.

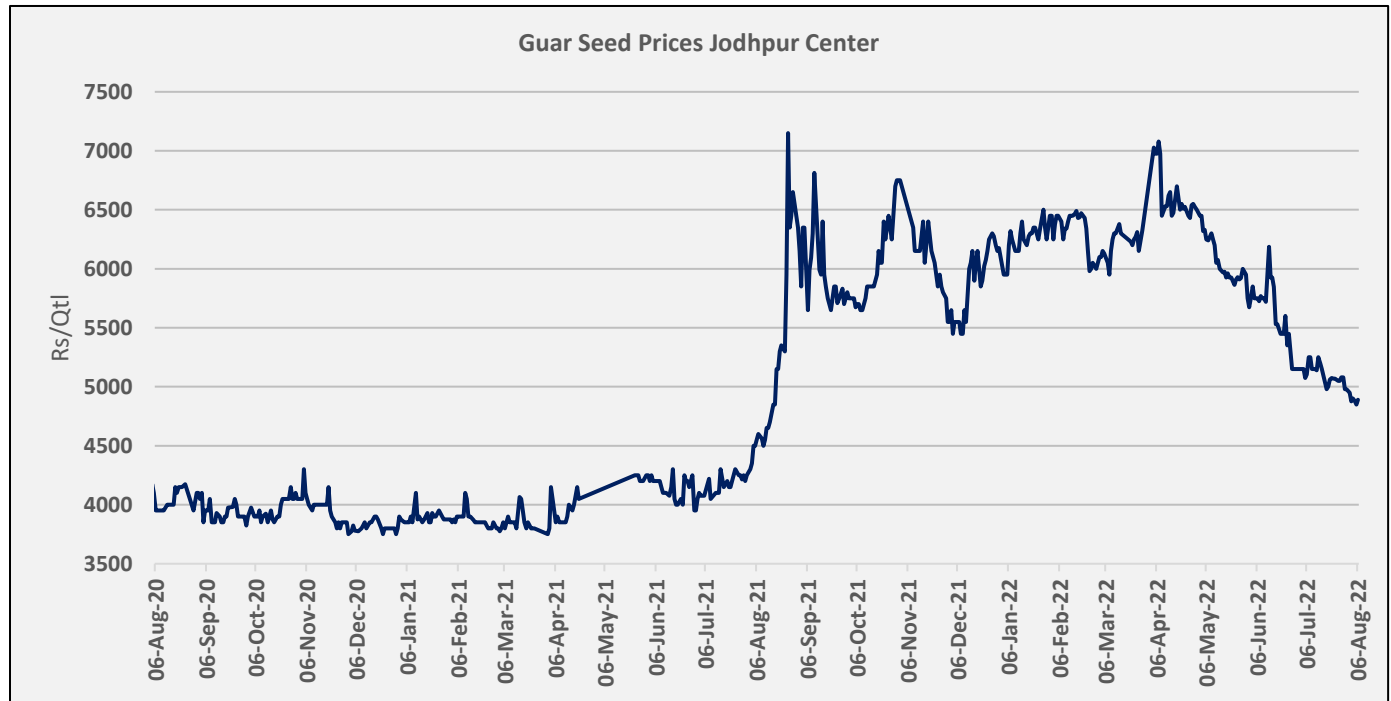
As on 05th Aug'2022, as per data released by Baker Hughes, the number of oilrigs in USA decreased by 7 to 598 as compared to previous week at 605.

Outlook – Guar seed (Spot, Jodhpur basis):

Guar seed - prices are expected to remain weak amid higher acreage. The Jodhpur Guar seed delivery prices are likely to trade in the range between INR 4,800 –5,300/Qtl. in the short-run. And Guar gum is expected to trade in the range of 8,800-9,500/qtl in near term.

Domestic Market Fundamentals

Guar seed Jodhpur delivery weekly average prices continued to trade lower and went down by 2.98% to INR 4,994/qtl as compared to previous week's at INR 5,147/qtl. amid correction in crude oil prices and above average rainfall in western Rajasthan districts and higher acreage this year as compared to previous year.

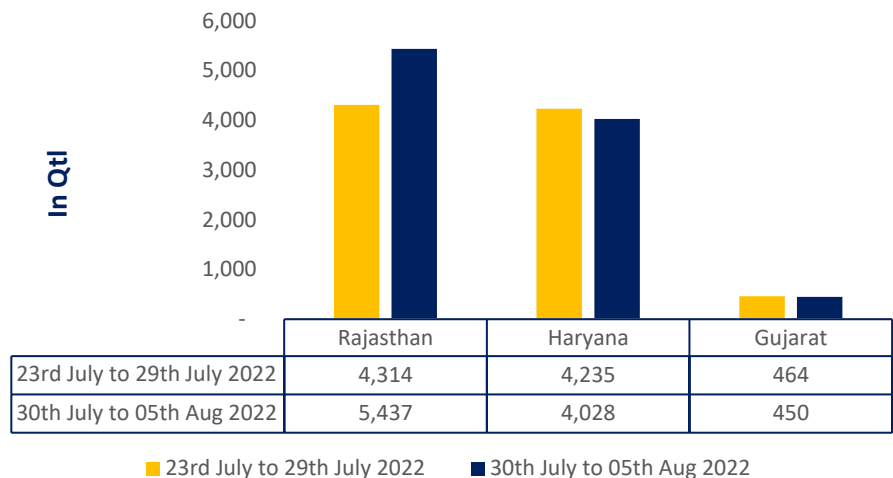


During the week under review weekly average prices of guar gum extended previous week loss and went down by 2.71% at INR 9080/qtl. vs previous week at INR 9333/qtl.



Overall Guar seed arrivals recorded up during the week under review by 10% as compared to previous week. Arrivals recorded up in Rajasthan by 26%, while in Haryana arrivals went down by 5% and down by 3% in Haryana as compared to previous week.

Guar Seed Arrival This Week Vs Previous week



Weather and sowing Updates

As of 08th Aug'22, According to the Department of Agriculture, Rajasthan, Guar sowing is up by 73% at 29.71 Lakh hectare as compared to 17.13 Lakh hectare previous year same period. This season sowing area is high due to early rains and better returns.

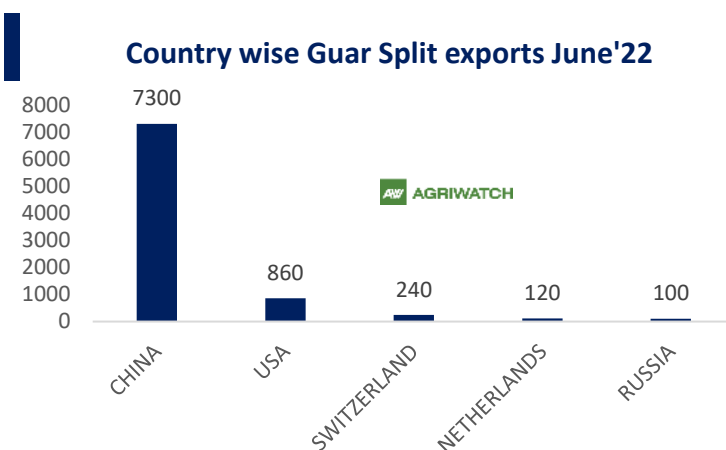
In western Rajasthan, from 1st June to 08th Aug'2022 Cumulative rainfall is at 72%. Higher acreage amid good rainfall kept Guar seed and gum prices under pressure. The prices have corrected by more than 20% since April due to forecast of normal rains and improved area under Guar seed.

Western Rajasthan Districts	Cumulative Rainfall Departure (%) 1st June to 08th Aug'22 In Western Rajasthan Districts
Ganganagar	173%
Bikaner	132%
Jaisalmer	108%
Churu	93%
Jodhpur	85%
Hanumangarh	73%
Nagaur	73%
Barmer	15%
Jalor	15%
Pali	8%
West Rajasthan	72%
Rajasthan	40%

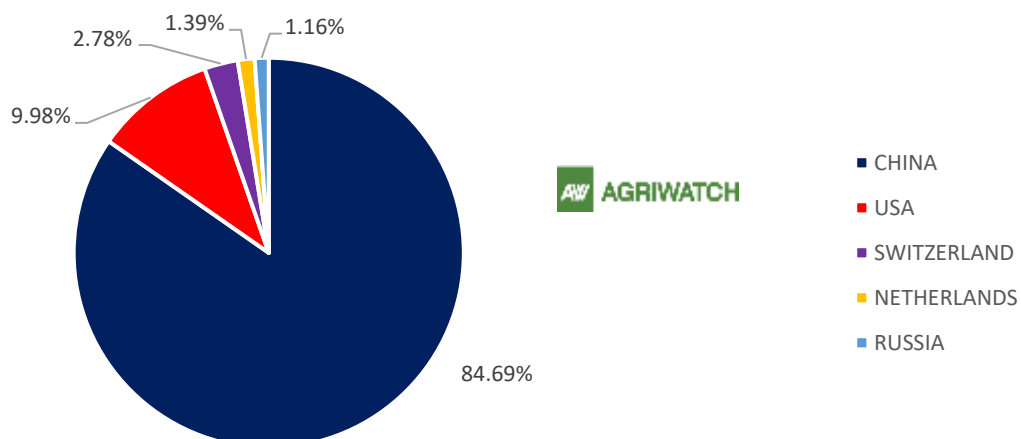
Export Scenario

Guar Split Exports

India's Guar split exports increased in the month of June'2022 by 61% to 8,620 MT as compared to 5,347 MT previous month. However, the Guar split shipments down by 4.39% in June'22 compared to the same period last year. Out of the total exports, around 7,300 MT (84.69%) bought by China, US 860 MT (9.98%).

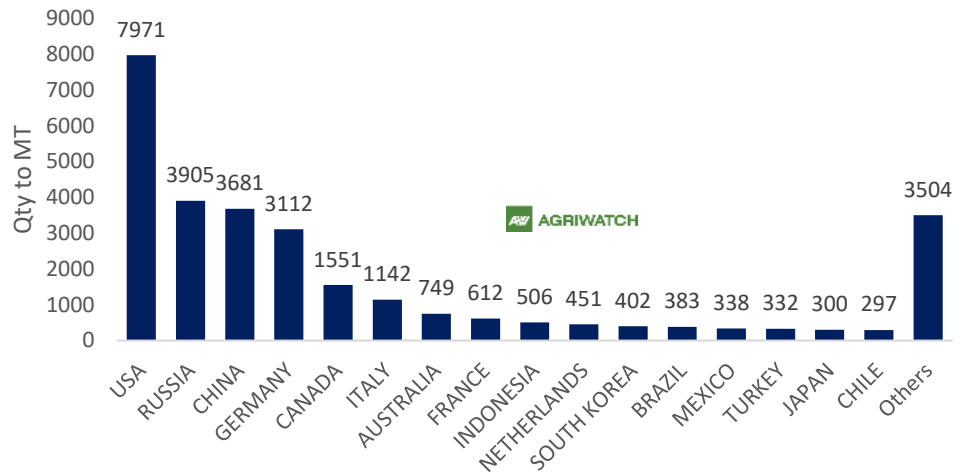


Country wise % Share of Guar split exports in June'22

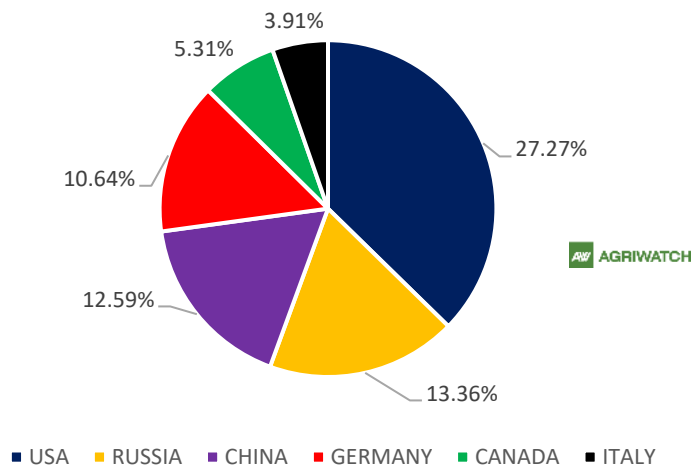


Guar Gum Exports: India's Guar gum exports increased in the month of June'2022 by 5.36% to 29,236 MT compared to 27,748 MT during previous month. However, the gum shipments were up by 56.28% in June'2022 compared to the same period last year. Out of the total exported quantity, around 7971 MT (27.27%) bought by US, Russia bought 3,905 MT (13.36%), China 3,681 MT (12.59%), Germany 3,112 MT (10.64%). Export demand was driven by bullish crude oil prices. We expect Guar export in July'22 at 25,000-28,000 tonnes.

Country wise Guar Gum export June'22

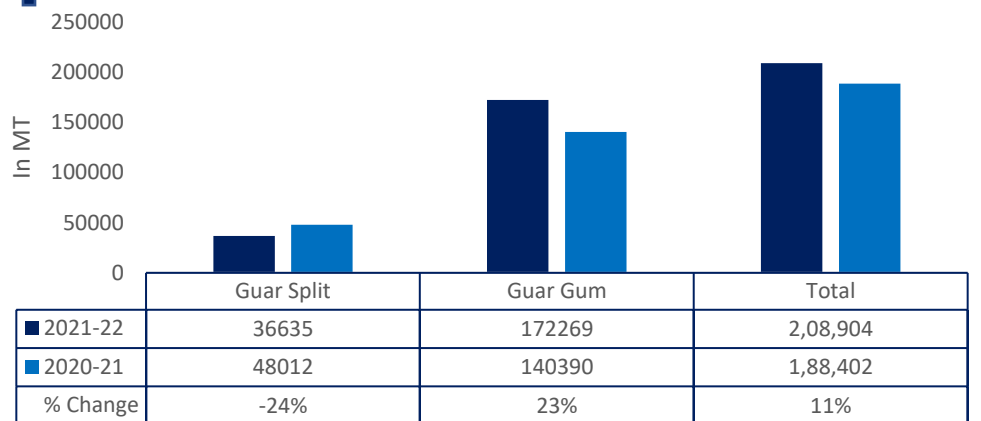


Country wise % Share of Guar gum export June'2022



Total Cumulative Guar exports Oct-June'22 recorded up by 11% to 2.08 Lakh tonnes as compared to 1.88 Lakh tonnes previous year same period amid bullish crude oil prices and increase in oil rig count.

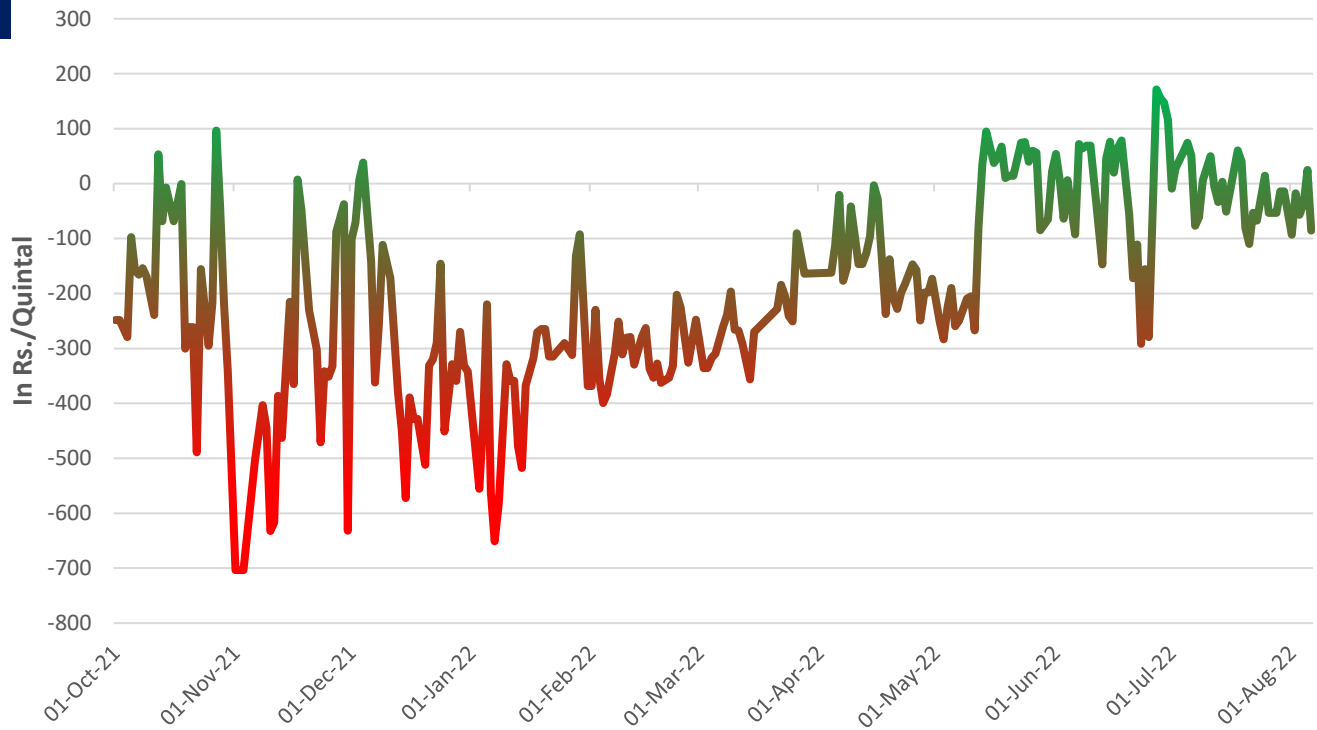
Cumulative guar exports Oct-June'2022



■ 2021-22 ■ 2020-21

Millers/Processors Margin- Average net crush margin remained negative amid weakness in churi korma prices. During the week under review, the average net crush margin of Guar seed remained at INR. -32/ql as compared to INR. -37/ql. previous week. In upcoming week too, guar crush margin likely to remain squeezed.

Millers/ Processors Margin





Technical Analysis (Guar seed)

Commodity: Guar seed
Contract: August

Exchange: NCDEX
Expiry: August 20, 2022

Guar seed (August, Daily Chart)



Violet histogram Indicates WTI crude oil daily price movement.

Technical Commentary:

- As seen in above chart market is making lower lows and moving in a down trend currently trading below 9,18,50 and 100 DMA indicating weak bias.
- During the week, Guar seed went down by 1.62% and closed at 4851 , during the week Guar seed made low at 4791 and a high of 4958.
- MACD cross over and DIF indicating weak momentum.
- RSI is near 40 ,indicating weak buying strength.

Weekly Supports & Resistances			S1	S2	PCP	R1	R2
Guar seed	NCDEX	August	4600	4500	4851	5200	5500
			Call	Entry	T1	T2	SL
Guar seed	NCDEX	August	Sell	5000	4800	4700	5100

Technical Analysis (Guar gum)

Commodity: Guar gum
Contract: August

Exchange: NCDEX
Expiry: August 20, 2022

Guar gum (August, Daily Chart)



Violet histogram Indicates WTI crude oil daily price movement.

Technical Commentary:

- As seen in above chart market is currently in down trend and making lower lows and trading below 9,18,50 and 100 DMA indicating weak sentiments.
- During the week Guar gum went down by 2%, market made low at 8,623, high at 9,077 and closed at 8739.
- MACD cross over and DIF indicating a weak momentum.
- RSI is near 40 indicating weak buying strength.

Weekly Supports & Resistances			S1	S2	PCP	R1	R2
Guar gum	NCDEX	August	8600	8500	8739	9500	10000
Weekly Trade Call			Call	Entry	T1	T2	SL
Guar gum	NCDEX	August	Sell	9000	8800	8700	9100



Guar by – Products Weekly Average Prices:

Commodity	Centre	30th July to 05th Aug 2022	23rd July to 29th July 2022	Change
Churi	Jodhpur	2083	2150	-67
Korma	Jodhpur	3175	3194	-19
Prices in Rs/75 kg				

Guar Export Weekly Average Prices:

Commodity	Variety	30th July to 05th Aug 2022	23rd July to 29th July 2022	Change
Guar Gum (FOB Cochin)		1122	1171	-49 (4.2%)
Prices in \$/MT				

Guar Seed Weekly Average Prices:

Commodity	District	Centre	Weekly Prices (Average) (Rs/Qtl)		Change
Guar Seed			30th July to 05th Aug 2022	23rd July to 29th July 2022	
Rajasthan	Jodhpur	Jodhpur (Loose)	4756	4902	-146
		Jodhpur(Delivery)	4994	5147	-153
	Sri-Ganganagar	Sri-Ganganagar(Loose)	4480	4763	-283
		Sri-Ganganagar (Delivery)	4630	4913	-283
		Rawla (Loose)	4615	4648	-33
		Gharsana (Loose)	4708	4787	-79
		Raisinghnagar (Loose)	4555	4760	-205
	Bikaner	Bikaner (Loose)	4638	4925	-287
		Bikaner (Delivery)	4870	5171	-301
		Nokha(Loose)	4642	4871	-229
		Nokha (Delivery)	4874	5114	-241
		Khajuwala (Loose)	4600	4700	-100
		Khajuwala (Delivery)	4830	4935	-105
		Lunkaransar (Loose)	4718	4892	-173
	Hanumangarh	Hanumangarh (Loose)	4490	4524	-34
		Hanumangarh (Delivery)	4715	4750	-36
		Nohar (Loose)	4497	4668	-171
		Pilibanga (Loose)	4325	4411	-86
	Nagaur	Nagaur (Loose)	4818	4788	31



	Churu	Churu (Delivery)	5000	5100	-100
	Alwar	Alwar (Loose)	4540	4700	-160
Haryana	Hisar	Adampur (Loose)	4775	4878	-103
		Adampur (Delivery)	5014	5122	-109
	Bhiwani	Bhiwani (Delivery)	-	5000	-
		Siwani (Loose)	4909	5074	-165
	Sirsa	Sirsa (Loose)	4646	4833	-187
		Dhabwali (Loose)	4653	4624	30
		Dhabwali (Delivery)	4886	4855	31
		Ellanabad (Loose)	4617	4532	85
	Fatehabad	Fatehabad (Loose)	4450	-	-
Gujarat	Banaskantha	Deesa (Loose)			Unch
	Patan	Patan (Loose)	4643	4678	-35
	Rajkot	Rajkot (Loose)	4824	4965	-141
	Jamnagar	Dhrol (Loose)	4725	-	-
Madhya Pradesh	Gwalior	Dabra (Loose)			Unch
Guar Gum					
Rajasthan	Jodhpur	Jodhpur	9117	9450	-333
	Alwar	Alwar	9080	9333	-253
	Hanumangarh	Nohar	-	-	-
Haryana	Bhiwani	Bhiwani	-	9467	-
	Sirsa	Sirsa	9150	9558	-408
		Dhabwali	-	-	-
		Ellanabad	-	-	-
	Fatehabad	Fatehabad	9200	9420	-220

Guar Cumulative Arrivals in Key Centers:

Commodity	District	Centre	Weekly Arrivals (Quintals)		Change
Guar Seed			30th July to 05th Aug 2022	23rd July to 29th July 2022	
Rajasthan	Jodhpur	Jodhpur	-	-	-
	Sri-Ganganagar	Sri-Ganganagar	360	450	-90
		Rawla	139	23	116
		Gharsana	85	407	-322
		Raisinghnagar	185	118	67
	Bikaner	Bikaner	825	650	175
		Nokha	340	540	-200
		Khajuwala	400	100	300



		Lunkaransar	2500	1200	1300
	Hanumangarh	Hanumangarh	105	250	-145
		Nohar	90	178	-88
		Pilibanga	50	262	-212
	Nagaur	Nagaur	358	136	222
	Churu	Churu	-	-	-
	Alwar	Alwar	-	-	-
Haryana	Hisar	Adampur	1150	1700	-550
	Bhiwani	Bhiwani	-	-	-
		Siwani	1500	1550	-50
	Sirsa	Sirsa	1171	-	-
		Dhabwali	123	85	38
		Ellanabad	84	900	-816
	Fatehabad	Fatehabad	-	-	-
Gujarat	Banaskantha	Deesa	-	-	-
	Patan	Patan	28	60	-32
	Rajkot	Rajkot	410	376	34
	Jamnagar	Dhrol	12	28	-16
Madhya Pradesh	Gwalior	Dabra	-	-	-
Total Arrivals/Above Markets			9915	9013	902

Disclaimer

The information and opinions contained in the document have been compiled from sources believed to be reliable. The company does not warrant its accuracy, completeness and correctness. Use of data and information contained in this report is at your own risk. This document is not, and should not be construed as, an offer to sell or solicitation to buy any commodities. This document may not be reproduced, distributed or published, in whole or in part, by any recipient hereof for any purpose without prior permission from the Company. IASL and its affiliates and/or their officers, directors and employees may have positions in any commodities mentioned in this document (or in any related investment) and may from time to time add to or dispose of any such commodities (or investment). Please see the detailed disclaimer at <http://www.agriwatch.com/disclaimer.php> © 2022 Indian Agribusiness Systems Limited