



Guar Weekly Research Report

Table of Contents

- ❖ **Executive Summary**
- ❖ **Outlook**
- ❖ **Domestic Market Fundamentals**
- ❖ **Processing Margins**
- ❖ **Guar Gum Weekly Exports**
- ❖ **Technical Analysis (Guar Seed)**
- ❖ **Technical Analysis (Guar Gum)**
- ❖ **Guar Seed & Gum Prices at Key Spot Markets**
- ❖ **Guar Seed Arrivals at Key Centers**



Executive Summary

Domestic Guar Seed Market Summary

Guar seed weekly average prices at Jodhpur (delivery prices) extended previous week loss and went down by 1.64% to INR. 4,912/qtl. And Guar gum prices corrected by 3.58% at INR. 8,790/Qtl amid higher production expectation and correction in crude oil prices.

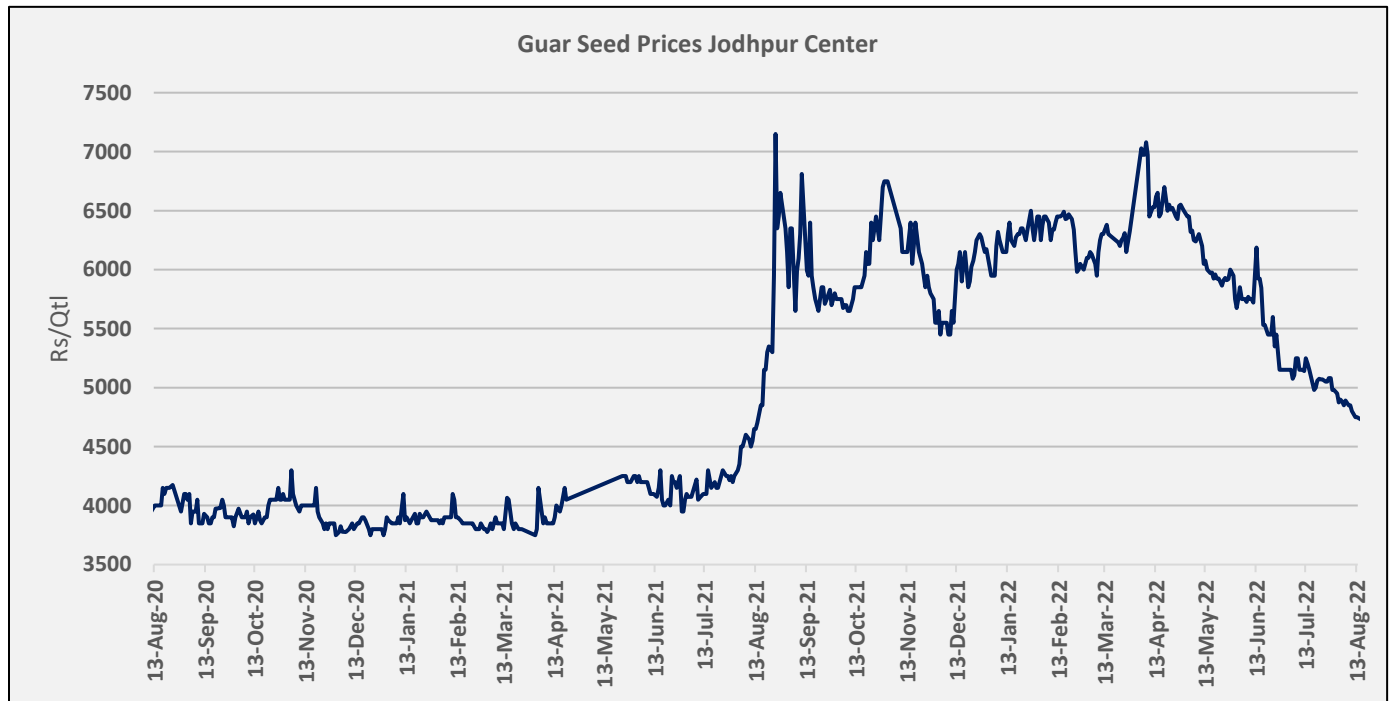
As per latest data released by Baker Hughes, the number of oilrigs in USA increased by 3 to 601 as compared to previous week at 598.

Outlook – Guar seed (Spot, Jodhpur basis):

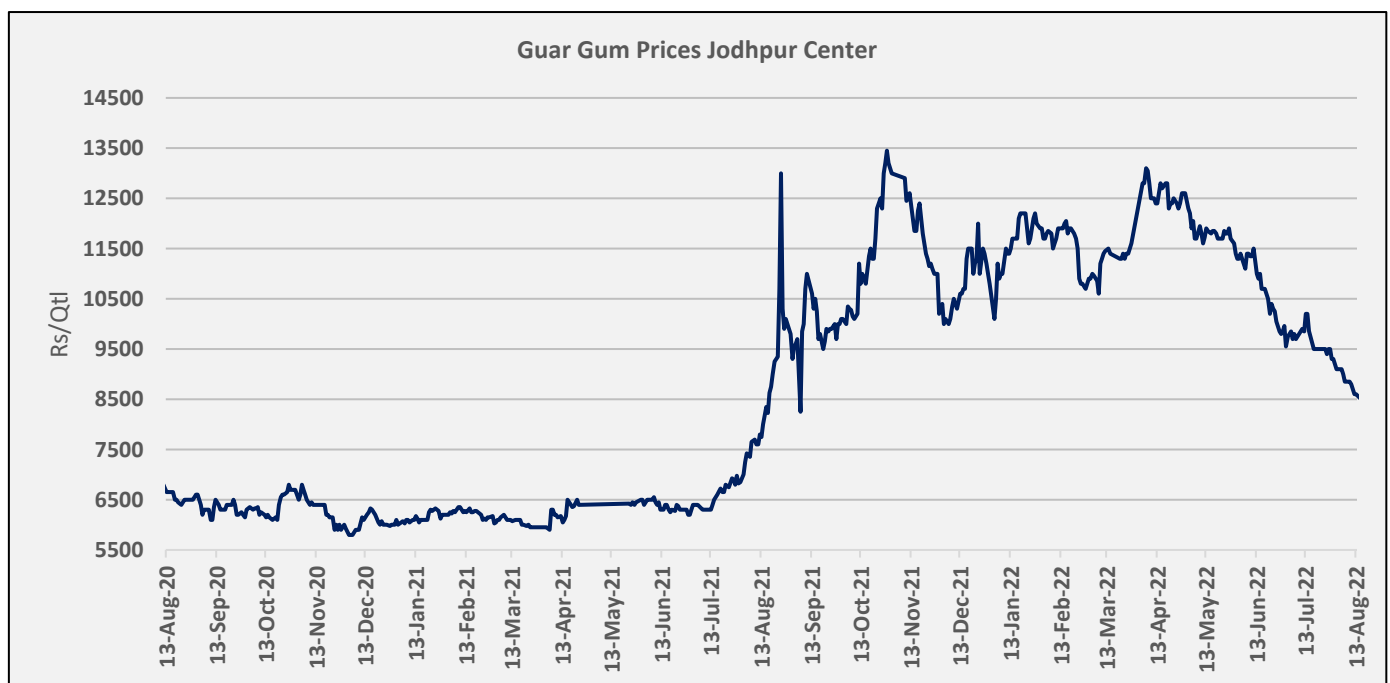
Guar seed - prices are expected to remain weak amid higher production expectation. The Jodhpur Guar seed delivery prices are likely to trade in the range between INR 4,800 –5,300/Qtl. in the short-run. And Guar gum is expected to trade in the range of 8,500-9,500/qtl in near term.

Domestic Market Fundamentals

Guar seed Jodhpur delivery weekly average prices extended previous week loss and went down by 1.64% to INR 4,912/qtl as compared to previous week's at INR 4,994/qtl. amid correction in crude oil prices, above average rainfall in western Rajasthan districts and higher acreage this year as compared to previous year.

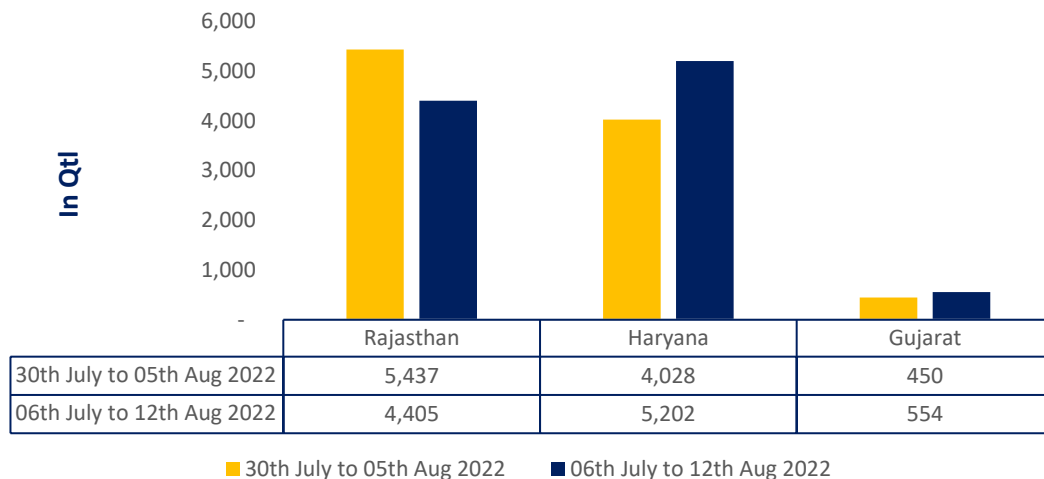


During the week under review weekly average prices of guar gum extended previous week loss and went down by 3.58% at INR 8790/qtl. vs previous week at INR 9117/qtl. in tandem with guar gum prices.



Overall Guar seed arrivals recorded unchanged during the week under review as compared to previous week. Arrivals recorded low in Rajasthan by 19%, while in Haryana arrivals went up by 29% and up by 23% in Haryana as compared to previous week.

Guar Seed Arrival This Week Vs Previous week



Weather and sowing Updates

As of 16th Aug'22, According to the Department of Agriculture, Rajasthan, Guar sowing is up by 53% at 30.14 Lakh hectare as compared to 19.69 Lakh hectare previous year same period. This season sowing area is high due to early rains and better returns.

In western Rajasthan, from 1st June to 17th Aug'2022 Cumulative rainfall is at 72%. Higher acreage amid good rainfall kept Guar seed and gum prices under pressure.

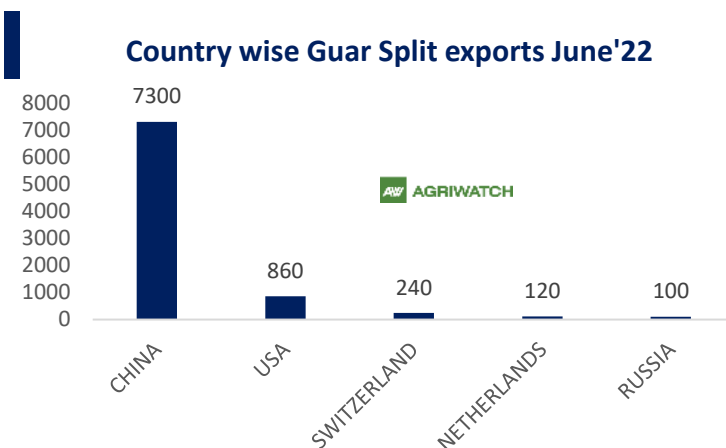
The prices have corrected by more than 20% since April due to forecast of normal rains and improved area under Guar seed.

Western Rajasthan Districts	Cumulative Rainfall Departure (%) 1st June to 17th Aug'22 In Western Rajasthan Districts
Ganganagar	146%
Bikaner	119%
Jaisalmer	92%
Jodhpur	82%
Churu	78%
Barmer	63%
Nagaur	59%
Hanumangarh	56%
Jalor	43%
Pali	10%
West Rajasthan	72%
Rajasthan	42%

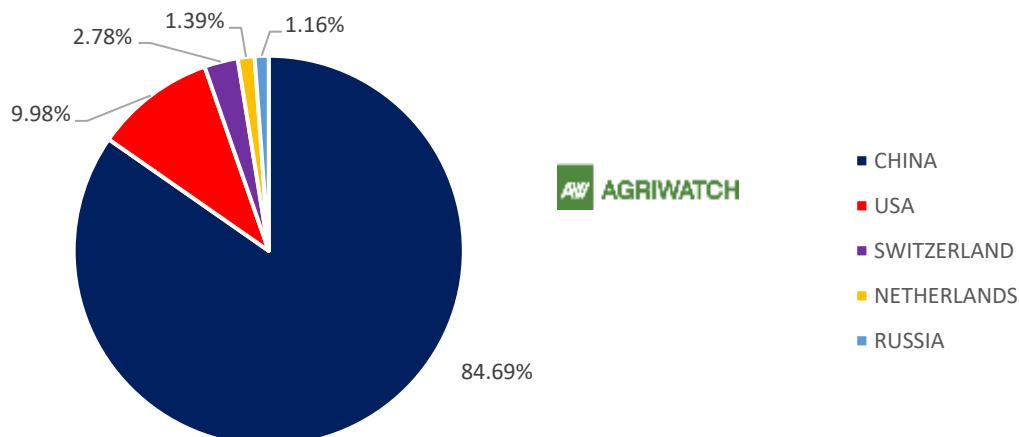
Export Scenario

Guar Split Exports

India's Guar split exports increased in the month of June'2022 by 61% to 8,620 MT as compared to 5,347 MT previous month. However, the Guar split shipments down by 4.39% in June'22 compared to the same period last year. Out of the total exports, around 7,300 MT (84.69%) bought by China, US 860 MT (9.98%).



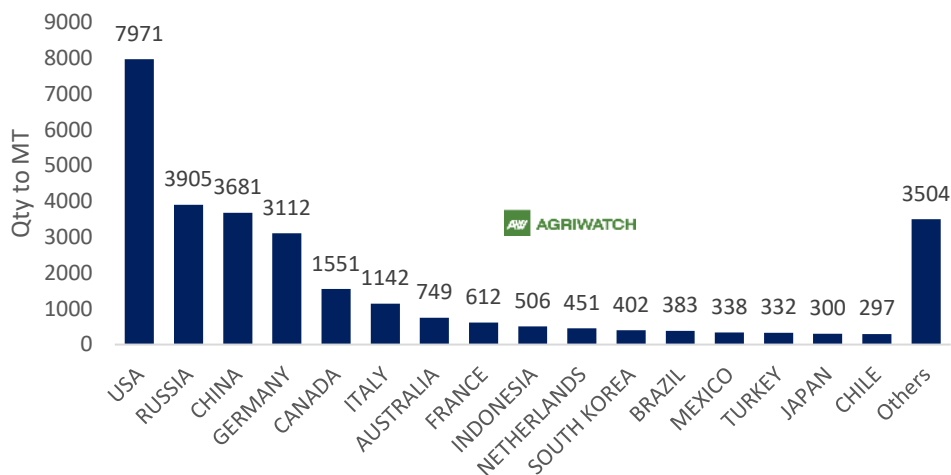
Country wise % Share of Guar split exports in June'22



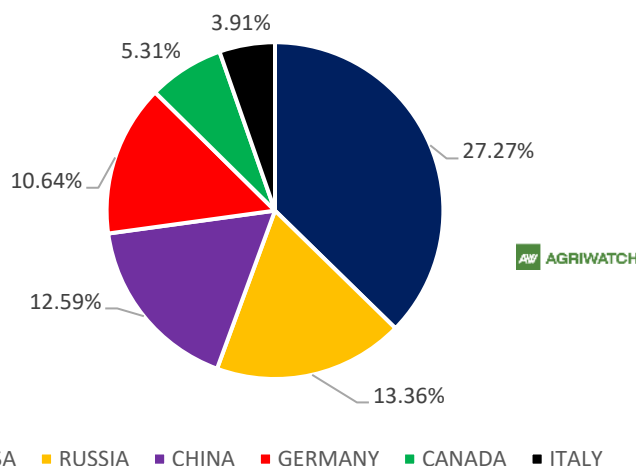
Guar Gum Exports: India's

Guar gum exports increased in the month of June'2022 by 5.36% to 29,236 MT compared to 27,748 MT during previous month. However, the gum shipments were up by 56.28% in June'2022 compared to the same period last year. Out of the total exported quantity, around 7971 MT (27.27%) bought by US, Russia bought 3,905 MT (13.36%), China 3,681 MT (12.59%), Germany 3,112 MT (10.64%). Export demand was driven by bullish crude oil prices. We expect Guar export in July'22 at 25,000-28,000 tonnes.

Country wise Guar Gum export June'22



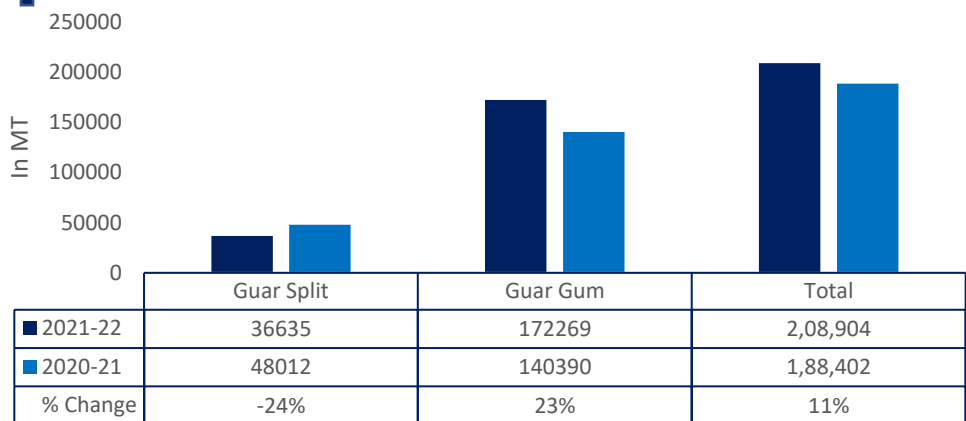
Country wise % Share of Guar gum export June'2022



Total Cumulative Guar exports

Oct-June'22 recorded up by 11% to 2.08 Lakh tonnes as compared to 1.88 Lakh tonnes previous year same period amid bullish crude oil prices and increase in oil rig count.

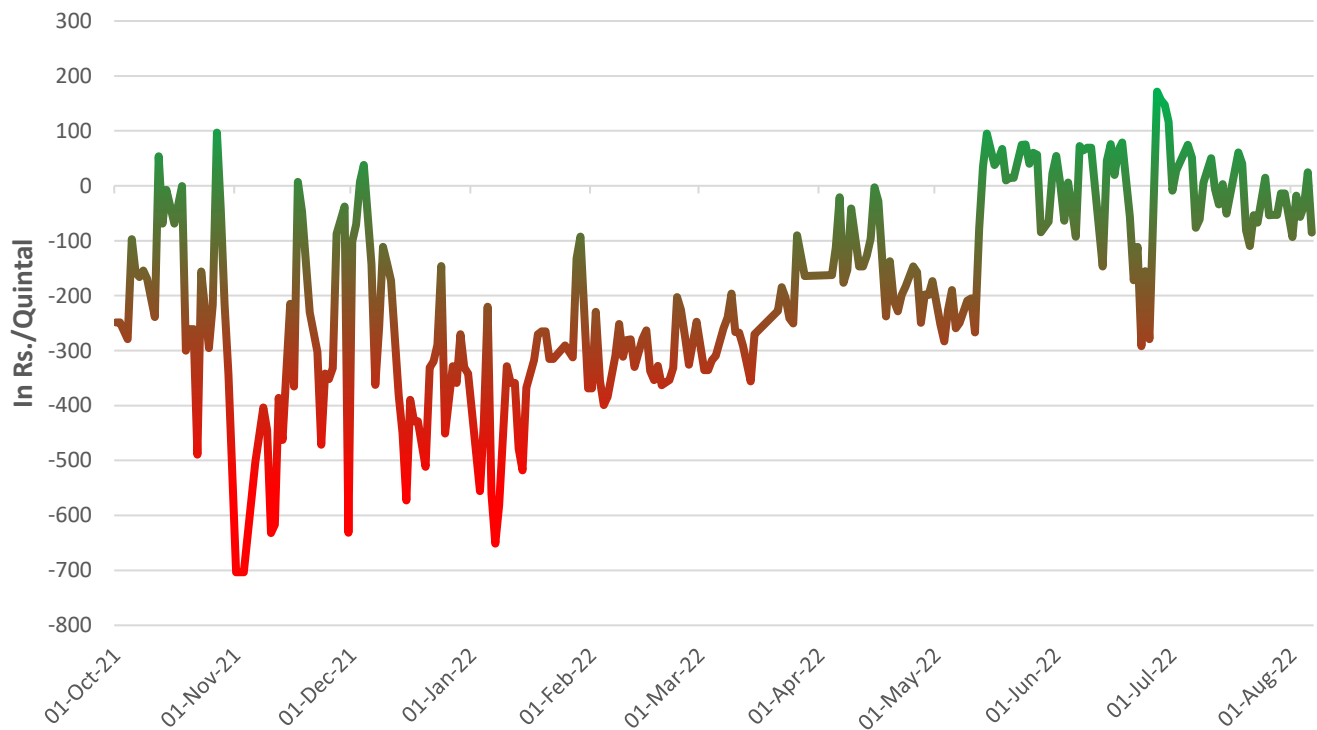
Cumulative guar exports Oct-June'2022



■ 2021-22 ■ 2020-21

Millers/Processors Margin- Average net crush margin remained negative amid weakness in churi korma prices. During the week under review, the average net crush margin of Guar seed remained at INR. -38/qlt as compared to INR. -32/qlt. previous week. In upcoming week too, guar crush margin likely to remain squeezed.

Millers/ Processors Margin



Commodity: Guar seed
Contract: Sept

Exchange: NCDEX
Expiry: Sept 20, 2022

[illegible]

Violet histogram Indicates WTI crude oil daily price movement.

- As seen in above chart market is making lower lows and moving in a down trend currently trading below 9,18,50 and 100 DMA indicating weak bias.
- During the week, Guar seed went down by 1.39% and closed at 4819, during the week Guar seed made low at 4730 and a high of 4915.
- MACD cross over and DIF indicating weak momentum.
- RSI is near 30, indicating weak buying strength.

Weekly Supports & Resistances			S1	S2	PCP	R1	R2
Guar seed	NCDEX	Sept	4600	4500	4819	5200	5500
			Call	Entry	T1	T2	SL
Guar seed	NCDEX	Sept	Sell	4900	4800	4700	5000

Technical Analysis (Guar gum)

Commodity: Guar gum
Contract: Sept

Exchange: NCDEX
Expiry: Sept 20, 2022

Guar gum (Sept, Daily Chart)



Voilet histogram Indicates WTI crude oil daily price movement.

Technical Commentary:

- As seen in above chart market is currently in down trend and making lower lows and trading below 9,18,50 and 100 DMA indicating weak sentiments.
- During the week Guar gum went down by 3.32%, market made low at 8,280, high at 8,900 and closed at 8545.
- MACD and DIF indicating a weak momentum.
- RSI is near 40 indicating weak buying strength.

Weekly Supports & Resistances			S1	S2	PCP	R1	R2
Guar gum	NCDEX	Sept	8500	8300	8545	9500	10000
Weekly Trade Call			Call	Entry	T1	T2	SL
Guar gum	NCDEX	Sept	Sell	8900	8700	8500	9000

Guar by – Products Weekly Average Prices:				
Commodity	Centre	06th July to 12th Aug 2022	30th July to 05th Aug 2022	Change
Churi	Jodhpur	2100	2083	17
Korma	Jodhpur	3188	3175	13
Prices in Rs/75 kg				

Guar Export Weekly Average Prices:				
Commodity	06th July to 12th Aug 2022	30th July to 05th Aug 2022	Change %	
Guargum (FOB Cochin)	1124.8	1080.28	4%	
Prices in \$/MT				

Guar Seed Weekly Average Prices:					
Commodity	District	Centre	Weekly Prices (Average) (Rs/Qtl)		Change
Guar Seed			06th July to 12th Aug 2022	30th July to 05th Aug 2022	
Rajasthan	Jodhpur	Jodhpur (Loose)	4678	4756	-78
		Jodhpur(Delivery)	4912	4994	-82
	Sri-Ganganagar	Sri-Ganganagar(Loose)	4450	4480	-30
		Sri-Ganganagar (Delivery)	4600	4630	-30
		Rawla (Loose)	4505	4615	-110
		Gharsana (Loose)	4472	4708	-237
		Raisinghnagar (Loose)	4429	4555	-126
	Bikaner	Bikaner (Loose)	4550	4638	-88
		Bikaner (Delivery)	4778	4870	-93
		Nokha(Loose)	4565	4642	-77
		Nokha (Delivery)	4793	4874	-81
		Khajuwala (Loose)	4570	4600	-30
		Khajuwala (Delivery)	4799	4830	-32
		Lunkaransar (Loose)	4620	4718	-98
	Hanumangarh	Hanumangarh (Loose)	4478	4490	-12
		Hanumangarh (Delivery)	4702	4715	-13
		Nohar (Loose)	-	4497	-
		Pilibanga (Loose)	-	4325	-
	Nagaur	Nagaur (Loose)	4635	4818	-183

	Churu	Churu (Delivery)	4933	5000	-67
	Alwar	Alwar (Loose)	4467	4540	-73
Haryana	Hisar	Adampur (Loose)	4612	4775	-163
		Adampur (Delivery)	4843	5014	-171
	Bhiwani	Bhiwani (Delivery)	-	-	-
		Siwani (Loose)	4822	4909	-87
	Sirsa	Sirsa (Loose)	4442	4646	-204
		Dhabwali (Loose)	4459	4653	-195
		Dhabwali (Delivery)	4682	4886	-204
		Ellanabad (Loose)	4351	4617	-266
	Fatehabad	Fatehabad (Loose)	4500	4450	50
Gujarat	Banaskantha	Deesa (Loose)	-	-	-
	Patan	Patan (Loose)	-	4643	-
	Rajkot	Rajkot (Loose)	4749	4824	-75
	Jamnagar	Dhrol (Loose)	4583	4725	-143
Madhya Pradesh	Gwalior	Dabra (Loose)	-	-	-
Guar Gum					
Rajasthan	Jodhpur	Jodhpur	8790	9117	-327
	Alwar	Alwar	8933	9080	-147
	Hanumangarh	Nohar	-	-	-
Haryana	Bhiwani	Bhiwani	-	-	-
	Sirsa	Sirsa	8833	9150	-317
		Dhabwali	-	-	-
		Ellanabad	-	-	-
	Fatehabad	Fatehabad	8825	9200	-375

Guar Cumulative Arrivals in Key Centers:					
Commodity	District	Centre	Weekly Arrivals (Quintals)		Change
Guar Seed			06th July to 12th Aug 2022	30th July to 05th Aug 2022	
Rajasthan	Jodhpur	Jodhpur	0	0	Unch
	Sri-Ganganagar	Sri-Ganganagar	475	360	115
		Rawla	16	139	-123
		Gharsana	56	85	-29
		Raisinghnagar	55	185	-130
	Bikaner	Bikaner	850	825	25
		Nokha	190	340	-150



		Khajuwala	230	400	-170
		Lunkaransar	1700	2500	-800
	Hanumangarh	Hanumangarh	208	105	103
		Nohar	0	90	-90
		Pilibanga	0	50	-50
	Nagaur	Nagaur	625	358	267
	Churu	Churu	0	0	Unch
	Alwar	Alwar	0	0	Unch
Haryana	Hisar	Adampur	2350	1150	1200
	Bhiwani	Bhiwani	0	0	Unch
		Siwani	1550	1500	50
	Sirsa	Sirsa	525	1171	-646
		Dhabwali	49	123	-74
		Ellanabad	718	84	634
	Fatehabad	Fatehabad	10	0	10
Gujarat	Banaskantha	Deesa	0	0	Unch
	Patan	Patan	16	28	-12
	Rajkot	Rajkot	520	410	110
	Jamnagar	Dhrol	18	12	6
Madhya Pradesh	Gwalior	Dabra	0	0	Unch
Total Arrivals/Above Markets			9915	9915	Unch

Disclaimer

The information and opinions contained in the document have been compiled from sources believed to be reliable. The company does not warrant its accuracy, completeness and correctness. Use of data and information contained in this report is at your own risk. This document is not, and should not be construed as, an offer to sell or solicitation to buy any commodities. This document may not be reproduced, distributed or published, in whole or in part, by any recipient hereof for any purpose without prior permission from the Company. IASL and its affiliates and/or their officers, directors and employees may have positions in any commodities mentioned in this document (or in any related investment) and may from time to time add to or dispose of any such commodities (or investment). Please see the detailed disclaimer at <http://www.agriwatch.com/disclaimer.php> © 2022 Indian Agribusiness Systems Limited