



Guar Weekly Research Report

Table of Contents

- ❖ **Executive Summary**
- ❖ **Outlook**
- ❖ **Domestic Market Fundamentals**
- ❖ **Processing Margins**
- ❖ **Guar Gum Weekly Exports**
- ❖ **Technical Analysis (Guar Seed)**
- ❖ **Technical Analysis (Guar Gum)**
- ❖ **Guar Seed & Gum Prices at Key Spot Markets**
- ❖ **Guar Seed Arrivals at Key Centers**



Executive Summary

Domestic Guar Seed Market Summary

Guar seed weekly average prices at Jodhpur (delivery prices) extended previous week loss and went down by 1.77% to INR. 4,825/qtl. And Guar gum prices corrected by 3.01% at INR. 8,525/Qtl amid higher production expectation and correction in crude oil prices.

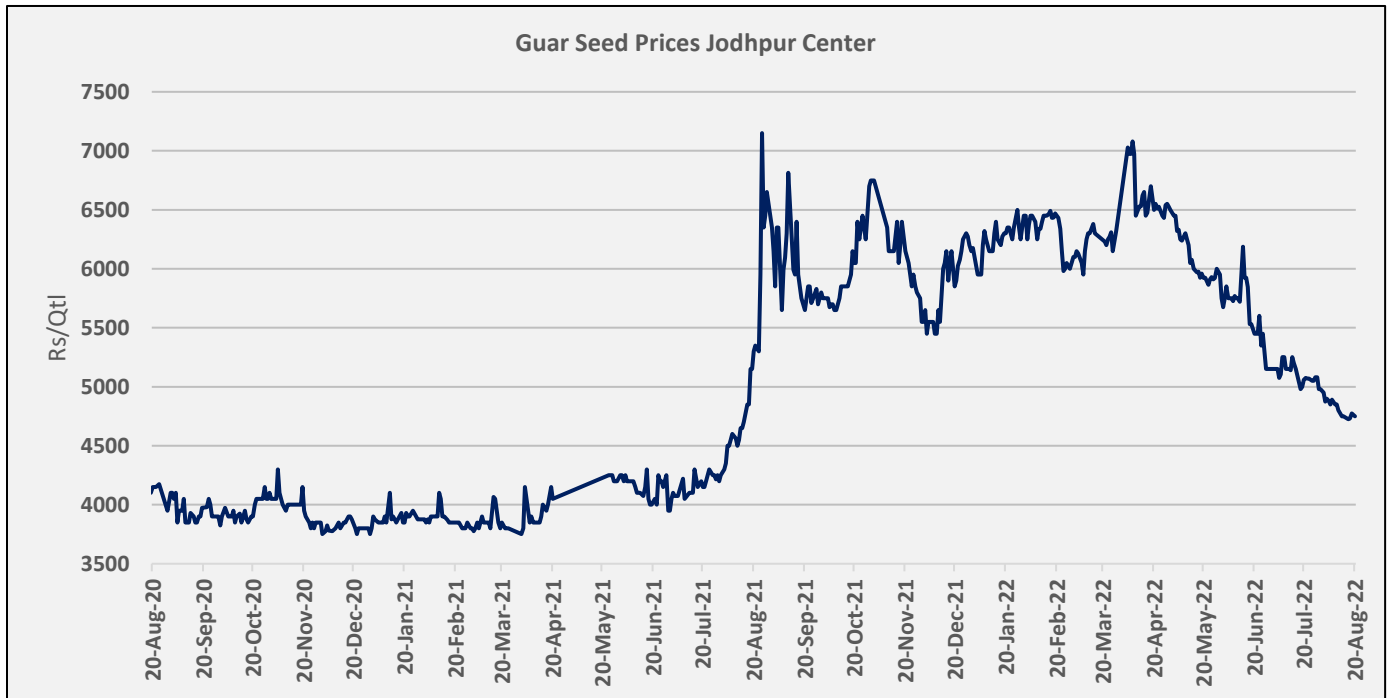
As on 19th Aug'2022, as per data released by Baker Hughes, the number of oilrigs in USA remained unchanged at 601 as compared to previous week.

Outlook – Guar seed (Spot, Jodhpur basis):

Guar seed - prices are expected to remain weak amid higher production expectation. The Jodhpur Guar seed delivery prices are likely to trade in the range between INR 4,600 –5,000/Qtl. in the short-run. And Guar gum is expected to trade in the range of 8,400-9,000/qtl in near term.

Domestic Market Fundamentals

Guar seed Jodhpur delivery weekly average prices extended previous week loss and went down by 1.77% to INR 4,825/qtl as compared to previous week's at INR 4,912/qtl. amid correction in crude oil prices, expectation of higher production.

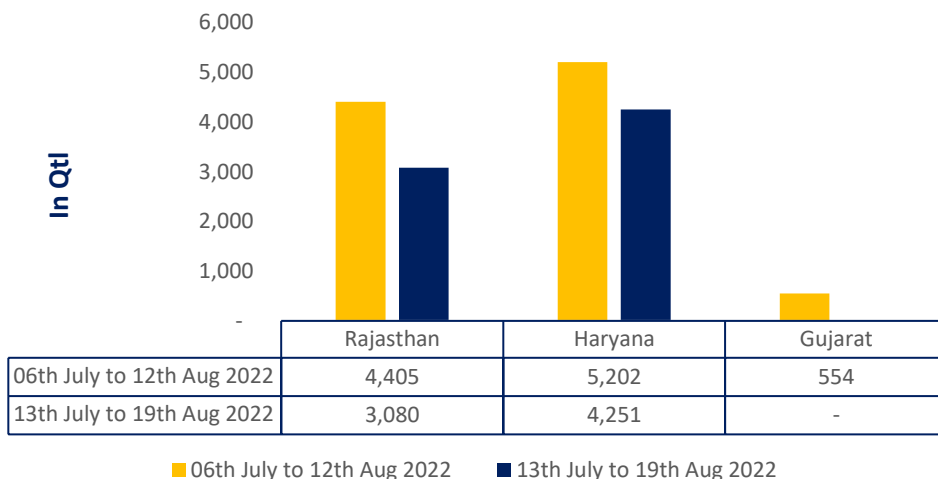


During the week under review weekly average prices of guar gum extended previous week loss and went down by 3.01% at INR 8,525/qtl. vs previous week at INR 8,790/qtl. in tandem with guar seed prices.



Overall Guar seed arrivals recorded low by 27% during the week under review as compared to previous week. Arrivals recorded low in Rajasthan by 30%, while in Haryana arrivals went down by 18% as compared to previous week.

Guar Seed Arrival This Week Vs Previous week



Weather and sowing Updates

As of 18th Aug '22, According to the Department of Agriculture, Rajasthan, Guar sowing is up by 52.4% at 30.67 Lakh hectare as compared to 20.12 Lakh hectare previous year same period. This season sowing area is high due to early rains and better returns.

In western Rajasthan, from 1st June to 17th Aug'2022 Cumulative rainfall is at 72%. Higher acreage amid good rainfall kept Guar seed and gum prices under pressure. The prices have corrected by more than 20% since April due to forecast of normal rains and improved area under Guar seed.

Western Rajasthan Districts	Cumulative Rainfall Departure (%) 1st June to 17th Aug'22 In Western Rajasthan Districts
Ganganagar	146%
Bikaner	119%
Jaisalmer	92%
Jodhpur	82%
Churu	78%
Barmer	63%
Nagaur	59%
Hanumangarh	56%
Jalor	43%
Pali	10%
West Rajasthan	72%
Rajasthan	42%

Guar Split Exports

India's Guar split exports decreased in the month of July'2022 by 32% to 5,882 MT as compared to 8,620 MT previous month. However, the Guar split shipments up by 3.92% in July'22 compared to the same period last year. Out of the total exports, around 4,220 MT (71.74%) bought by China, 302 MT (9.98%) bought by USA.

Country	Qty in MT	% Share
CHINA	4220	71.74%
USA	960	16.32%
MEXICO	302.4	5.14%
RUSSIA	200	3.40%
SWITZERLAND	120	2.04%
NETHERLANDS	80	1.36%
Grand Total	5882.4	100.00%

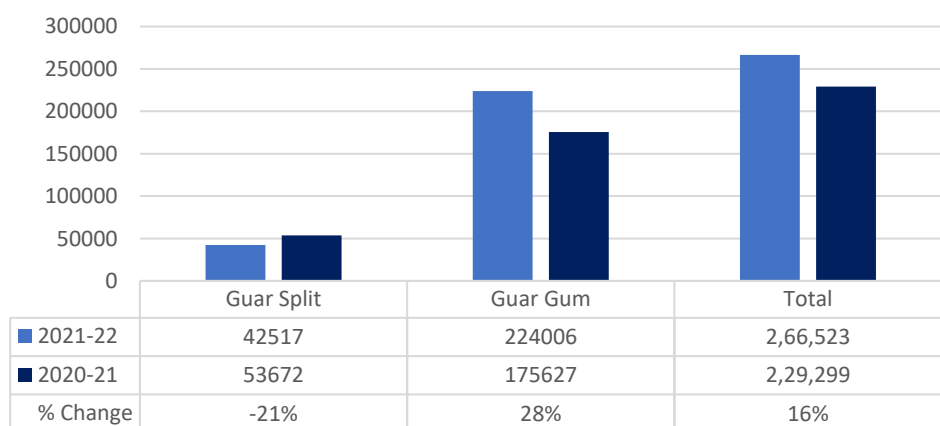
Guar Gum Exports: India's Guar gum exports decreased in the month of July 2022 by 23% to 22,501 MT compared to 29,236 MT during previous month. However, the gum shipments were up by 36.12% in July 2022 compared to the same period last year. Out of the total exported quantity, around 5737 MT (25.50%) was bought by the US, Russia bought 4077 MT (18.12%), China 1,884 MT (8.37%), Germany 2,270 MT (10.09%). Export demand declined amid correction in crude oil prices. We expect Guar gum export in Aug'22 around 22,000-25,000 tonnes, as WTI crude oil corrected by 9.72% in Aug'22.

Country	Quantity in (MT)	% Share
USA	5737	25.50%
RUSSIA	4077	18.12%
GERMANY	2270	10.09%
CHINA	1884	8.37%
BRAZIL	1055	4.69%
CANADA	906	4.03%
NETHERLANDS	746	3.32%
AUSTRALIA	618	2.74%
UAE	475	2.11%
ITALY	387	1.72%
Others	4347	19%
Total	22501	100%

Total Cumulative Guar exports

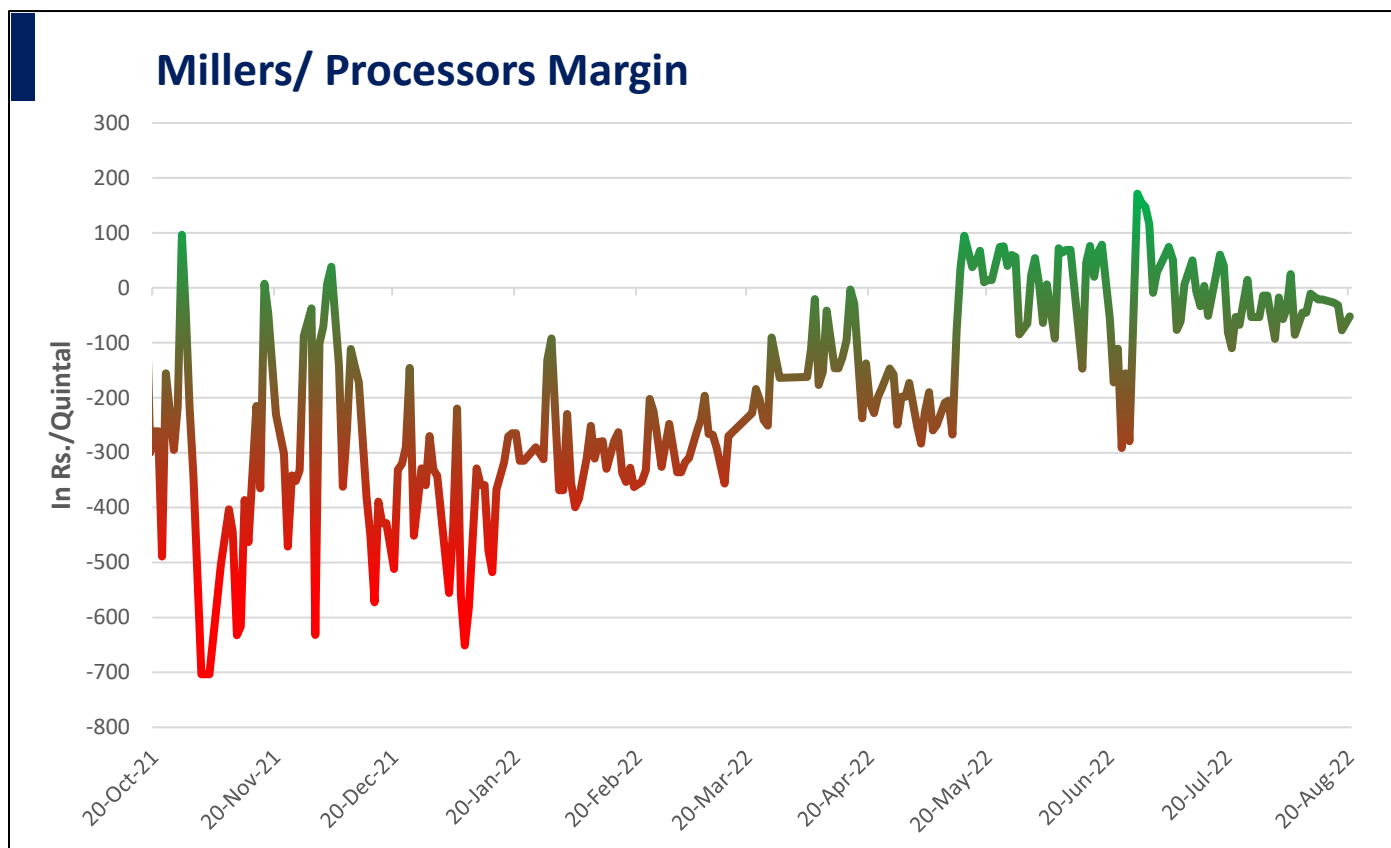
Oct-July'22 recorded up by 16% to 2.66 Lakh tonnes as compared to 2.29 Lakh tonnes previous year same period amid bullish crude oil prices and increase in oil rig count

Cumulative guar exports 2020-21 Vs 2021-22 (Oct-July)



■ 2021-22 ■ 2020-21

Millers/Processors Margin- Average net crush margin remained negative amid weakness in churi korma prices. During the week under review, the average net crush margin of Guar seed remained at INR. -45/qlt as compared to INR. -38/qlt. previous week. In upcoming week too, guar crush margin likely to remain squeezed.



Technical Analysis (Guar seed)

Commodity: Guar seed
 Contract: Sept

Exchange: NCDEX
 Expiry: Sept 20, 2022

Guar seed (Sept, Daily Chart)



Technical Commentary:

- As seen in above chart market is making lower lows and moving in a down trend currently trading below 9,18,50 and 100 DMA indicating weak sentiments.
- During the week, Guar seed went down by 1.48% and closed at 4730, during the week Guar seed made low at 4678 and a high of 4988.
- MACD cross over and DIF indicating weak momentum.
- RSI is near 34, indicating weak buying strength.

Weekly Supports & Resistances			S1	S2	PCP	R1	R2
Guar seed	NCDEX	Sept	4600	4500	4730	5000	5200
			Call	Entry	T1	T2	SL
Guar seed	NCDEX	Sept	Sell	4800	4700	4650	4850

Commodity: Guar gum
Contract: Sept

Exchange: NCDEX
Expiry: Sept 20, 2022

Technical Commentary:

- As seen in above chart market is currently in down trend and making lower lows and trading below 9,18,50 and 100 DMA indicating weak sentiments.
- During the week Guar gum went up by 5.19%, market made low at 8,420, high at 8,920 and closed at 8818.
- MACD and DIF indicating a weak momentum.
- RSI is near 44 indicating weak buying strength.

Weekly Supports & Resistances			S1	S2	PCP	R1	R2
Guar gum	NCDEX	Sept	8500	8300	8818	9500	10000
Weekly Trade Call			Call	Entry	T1	T2	SL
Guar gum	NCDEX	Sept	Sell	8900	8600	8500	9000

Guar by – Products Weekly Average Prices:				
Commodity	Centre	13th July to 19th Aug 2022	06th July to 12th Aug 2022	Change
Churi	Jodhpur	2100	2100	Unch
Korma	Jodhpur	3188	3188	Unch
Prices in Rs/75 kg				

Guar Seed Weekly Average Prices:					
Commodity	District	Centre	Weekly Prices (Average) (Rs/Qtl)		Change
Guar Seed			13th July to 19th Aug 2022	06th July to 12th Aug 2022	
Rajasthan	Jodhpur	Jodhpur (Loose)	4595	4678	-83
		Jodhpur(Delivery)	4825	4912	-87
	Sri-Ganganagar	Sri-Ganganagar(Loose)	4500	4450	50
		Sri-Ganganagar (Delivery)	4650	4600	50
		Rawla (Loose)	4460	4505	-45
		Gharsana (Loose)	-	4472	-
		Raisinghnagar (Loose)	4431	4429	2
	Bikaner	Bikaner (Loose)	4517	4550	-33
		Bikaner (Delivery)	4751	4778	-26
		Nokha(Loose)	4563	4565	-3
		Nokha (Delivery)	4791	4793	-3
		Khajuwala (Loose)	4500	4570	-70
		Khajuwala (Delivery)	4725	4799	-74
		Lunkaransar (Loose)	4575	4620	-45
	Hanumangarh	Hanumangarh (Loose)	4500	4478	22
		Hanumangarh (Delivery)	4725	4702	23
		Nohar (Loose)	-	-	-
		Pilibanga (Loose)	-	-	-
	Nagaur	Nagaur (Loose)	4527	4635	-108
	Churu	Churu (Delivery)	-	4933	-
	Alwar	Alwar (Loose)	-	4467	-
Haryana	Hisar	Adampur (Loose)	4588	4612	-25
		Adampur (Delivery)	4817	4843	-26
	Bhiwani	Bhiwani (Delivery)	-	-	-
		Siwani (Loose)	4734	4822	-88
	Sirsa	Sirsa (Loose)	4461	4442	19

		Dhabwali (Loose)	4457	4459	-2
		Dhabwali (Delivery)	4680	4682	-2
		Ellanabad (Loose)	4315	4351	-36
	Fatehabad	Fatehabad (Loose)	-	4500	-
Gujarat	Banaskantha	Deesa (Loose)	-	-	-
	Patan	Patan (Loose)	-	-	-
	Rajkot	Rajkot (Loose)	-	4749	-
	Jamnagar	Dhrol (Loose)	-	4583	-
Madhya Pradesh	Gwalior	Dabra (Loose)	-	-	-
Guar Gum					
Rajasthan	Jodhpur	Jodhpur	8525	8790	-265
	Alwar	Alwar	-	8933	-
	Hanumangarh	Nohar	-	-	-
Haryana	Bhiwani	Bhiwani	-	-	-
	Sirsa	Sirsa	8533	8833	-300
		Dhabwali	-	-	-
		Ellanabad	-	-	-
	Fatehabad	Fatehabad	-	8825	-

Guar Cumulative Arrivals in Key Centers:					
Commodity	District	Centre	Weekly Arrivals (Quintals)		Change
Guar Seed			13th July to 19th Aug 2022	06th July to 12th Aug 2022	
Rajasthan	Jodhpur	Jodhpur	0	0	Unch
	Sri-Ganganagar	Sri-Ganganagar	180	475	-295
		Rawla	125	16	109
		Gharsana	159	56	103
		Raisinghnagar	365	55	310
	Bikaner	Bikaner	450	850	-400
		Nokha	150	190	-40
		Khajuwala	300	230	70
		Lunkaransar	1200	1700	-500
	Hanumangarh	Hanumangarh	75	208	-133
		Nohar	0	0	Unch
		Pilibanga	0	0	Unch
	Nagaur	Nagaur	76	625	-549
	Churu	Churu	0	0	Unch
	Alwar	Alwar	0	0	Unch



Haryana	Hisar	Adampur	1500	2350	-850
	Bhiwani	Bhiwani	0	0	Unch
		Siwani	1200	1550	-350
	Sirsa	Sirsa	461	525	-64
		Dhabwali	81	49	32
		Ellanabad	1009	718	291
	Fatehabad	Fatehabad	0	10	-10
Gujarat	Banaskantha	Deesa	0	0	Unch
	Patan	Patan	0	16	-16
	Rajkot	Rajkot	0	520	-520
	Jamnagar	Dhrol	0	18	-18
Madhya Pradesh	Gwalior	Dabra	0	0	Unch
Total Arrivals/Above Markets			9915	10161	-246

Disclaimer

The information and opinions contained in the document have been compiled from sources believed to be reliable. The company does not warrant its accuracy, completeness and correctness. Use of data and information contained in this report is at your own risk. This document is not, and should not be construed as, an offer to sell or solicitation to buy any commodities. This document may not be reproduced, distributed or published, in whole or in part, by any recipient hereof for any purpose without prior permission from the Company. IASL and its affiliates and/or their officers, directors and employees may have positions in any commodities mentioned in this document (or in any related investment) and may from time to time add to or dispose of any such commodities (or investment). Please see the detailed disclaimer at <http://www.agriwatch.com/disclaimer.php> © 2022 Indian Agribusiness Systems Limited