



Guar Weekly Research Report

Table of Contents

- ❖ **Executive Summary**
- ❖ **Outlook**
- ❖ **Domestic Market Fundamentals**
- ❖ **Processing Margins**
- ❖ **Guar Gum Weekly Exports**
- ❖ **Technical Analysis (Guar Seed)**
- ❖ **Technical Analysis (Guar Gum)**
- ❖ **Guar Seed & Gum Prices at Key Spot Markets**
- ❖ **Guar Seed Arrivals at Key Centers**



Executive Summary

Domestic Guar Seed Market Summary

Guar seed weekly average prices at Jodhpur (delivery prices) extended previous week gains and went up by 4.89% to INR. 5,297/qtl. and Guar gum prices went up by 4.57% at INR. 10,300/Qtl amid crop loss in growing areas.

As on 23rd Sep'2022, as per data released by Baker Hughes, the number of oilrigs in USA increased by 3 from 599 in the previous week to 602 this week.

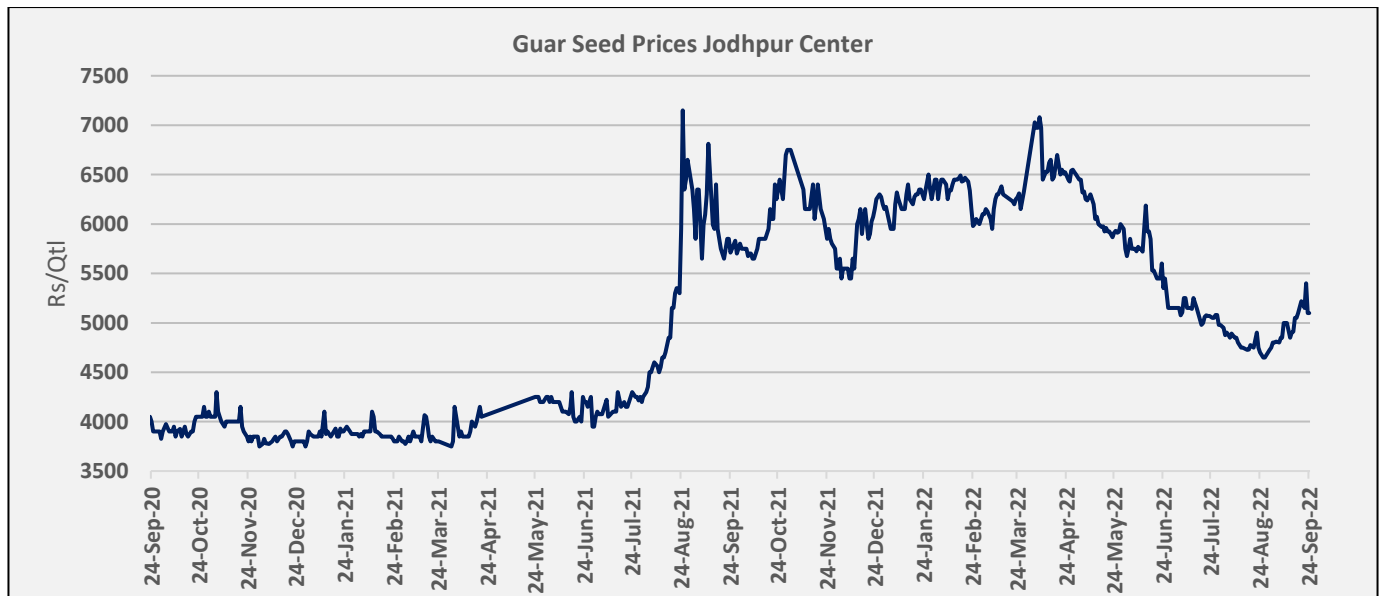
Outlook – Guar seed (Spot, Jodhpur basis):

Guar seed - prices are expected to extend rebound from previous week amid weather concerns in key growing districts of Rajasthan and Haryana. The Jodhpur Guar seed delivery prices are likely to trade in the range between INR 4,900–5,300/Qtl. in the short-run. And Guar gum is expected to trade in the range of 9,800-10,300/qtl in near term.

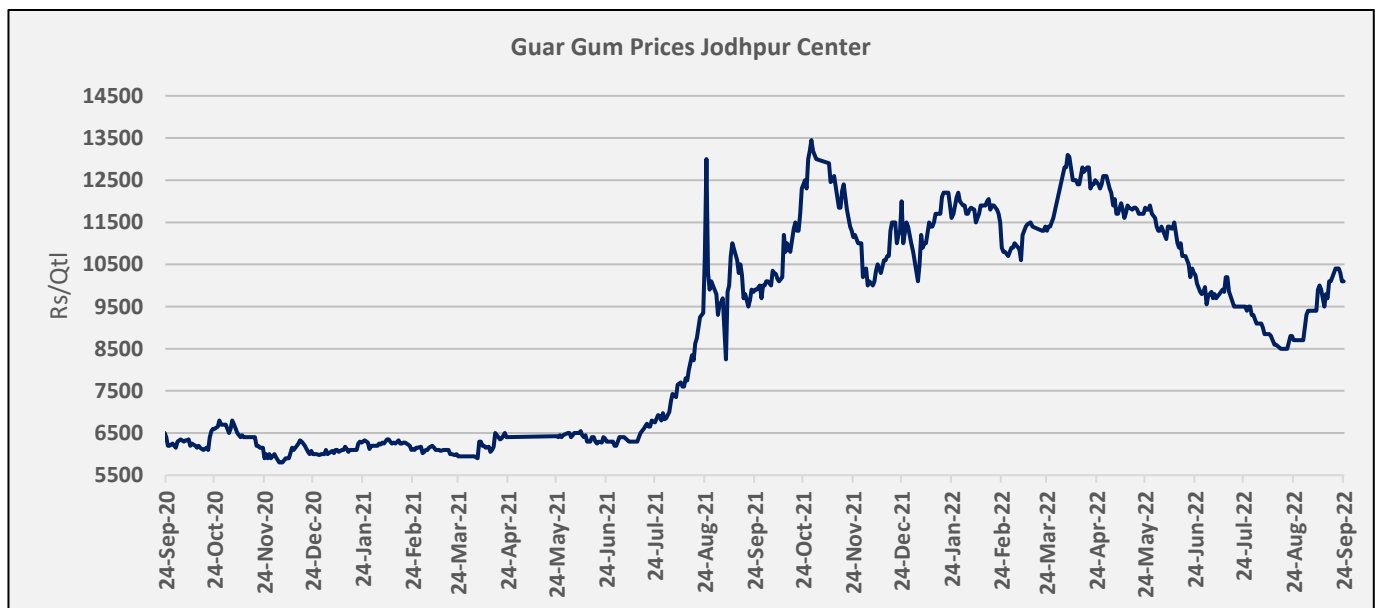
Domestic Market Fundamentals

Guar seed Jodhpur delivery weekly average prices during the week under review witnessed gain and went up by 4% at INR 5,181/qtl as compared to previous weeks at INR 4,960/qtl. amid crop loss in key growing regions.

The market made high in April'22 above 6800 and then corrected from there by almost more than 30% till the last week of August and made low near 4500 and since then rebounded by more than 15% to above 5100 over the last 16 trading days on non-conducive weather condition and expected yield loss in key guar growing districts of Rajasthan and Haryana. In the upcoming weeks or days weather condition will set the tone of the further movement of the market.

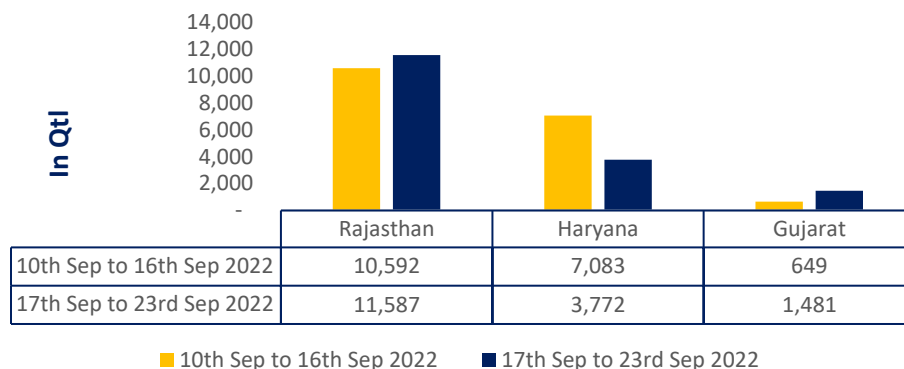


During the week under review weekly average prices of guar gum too witnessed gains and went up by 3% at INR 9,850/qtl. vs previous week at INR 9,583/qtl. in tandem with guar seed prices.



Overall Guar seed arrivals went down by 8% during the week under review as compared to previous week. Arrivals in Rajasthan went up by 9.39% and in Haryana arrivals went down by 46.75%.

Guar Seed Arrival This Week Vs Previous week



Weather and sowing Updates

As of 24th Aug '22, According to the Department of Agriculture, Rajasthan, Guar sowing is up by 50% at 30.79 Lakh hectare as compared to 20.48 Lakh hectare previous year same period. This season sowing area is high due to early rains and better returns.

Guar seed sowing progress 2022-23			
State	Area of Kharif-2021 During Corresponding Period	Progressive Area of Kharif 2022	% change over previous year
Rajasthan (As on 24 Aug'22)	20.48	30.79	50%
Gujarat (As on 12 Sep'22)	1.11	1.03	-7%
Source: State government		Area in Lakh Ha	

In western Rajasthan, from 1st June to 26th Sep'2022 Cumulative rainfall recorded up by 58%. Higher acreage amid good rainfall kept Guar seed and gum prices under pressure. The prices have corrected by more than 20% since April due to forecast of normal rains and improved area under Guar seed.

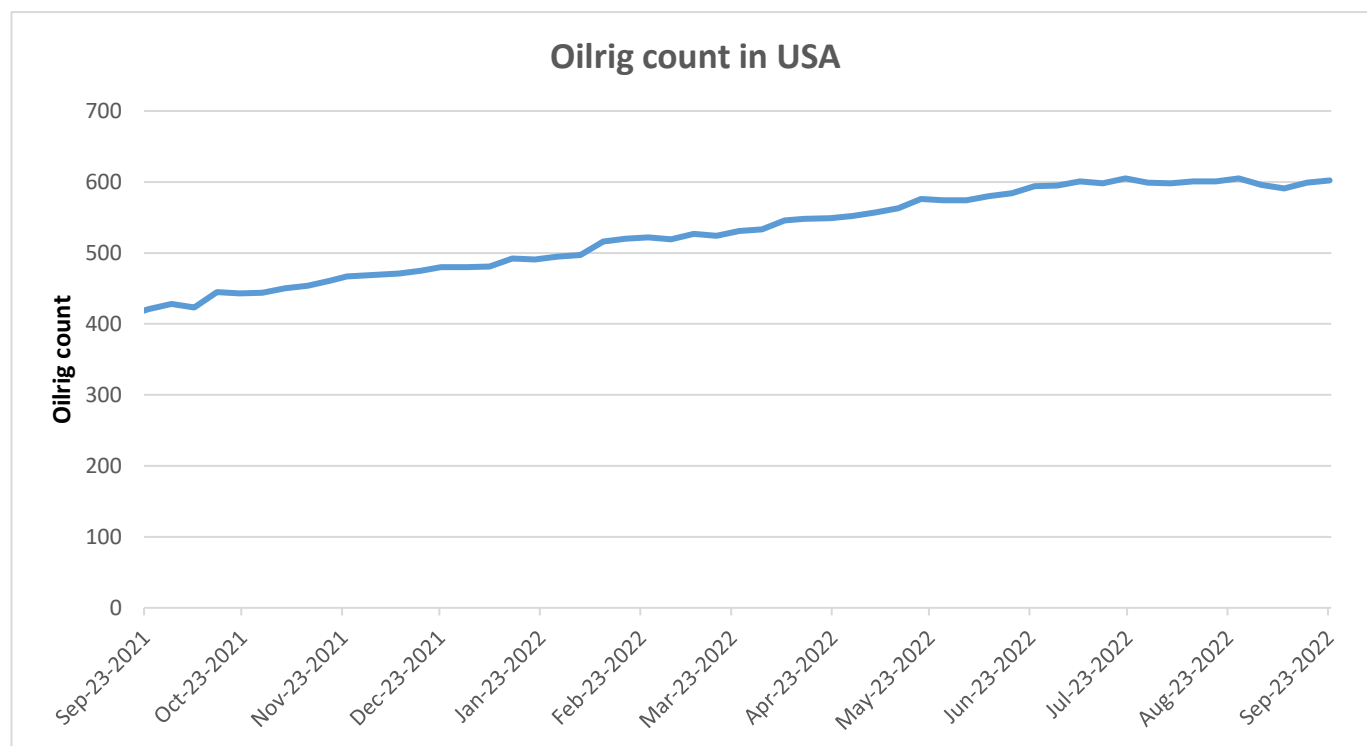
Western Rajasthan Districts	Cumulative Rainfall Departure (%) 1st June to 26th Sep '22 In Western Rajasthan Districts
Ganganagar	96%
Jaisalmer	97%
Bikaner	78%
Barmer	70%
Jodhpur	57%
Jalor	51%
Churu	51%
Nagaur	39%
Hanumangarh	25%
Pali	9%
West Rajasthan	58%
Rajasthan	37%

As per the sources, there has been significant yield loss in Guar crop in the key districts of Haryana. The major factor behind yield loss is said to be anomalies in the temperature and sudden heat ahead of harvesting period.

Haryana Districts	Cumulative Rainfall Departure (%) 1st June to 26th Sep '22 In Haryana Districts	
Bhiwani		-14%
Hisar		41%
Sirsa		43%
Haryana		9%

Oil Rig count

As on 23rd Sep'2022, as per data released by Baker Hughes, the number of oilrigs in USA increased by 3 from 599 in the previous week to 602 this week.



Guar Split Exports

India's Guar split exports increased in the month of Aug'2022 by 10% to 6,465 MT as compared to 5,882 MT previous month. However, the Guar split shipments up by 205% in Aug'22 compared to the same period last year. Out of the total exports, around 5,280 MT (81.7%) bought by China, 500 MT (7.7%) bought by USA.

Countries	Guar Split exported in MT	Guar Split Export % Share
CHINA	5280	81.7%
USA	500	7.7%
SWITZERLAND	360	5.6%
NETHERLANDS	300	4.6%
MEXICO	25.2	0.4%
Total	6465.2	100%

Guar Gum Exports

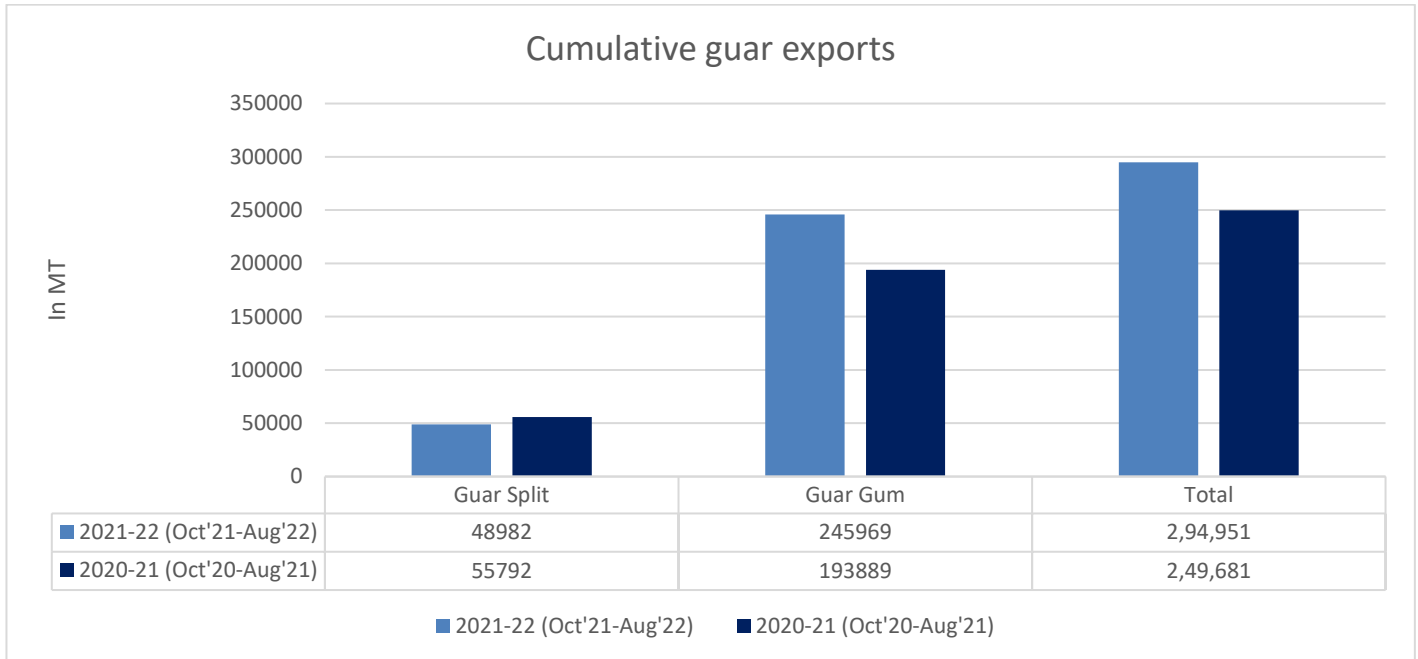
India's Guar gum exports decreased in the month of August 2022 by 2.39% to 21,963 MT compared to 22,501 MT during previous month. However, the gum shipments were up by 20.27% in August 2022 compared to the same period last year. Out of the total exported quantity, around 4,875 MT (23.66%) was bought by the US, Russia bought 5,196 MT (23.66%), China 1,476 MT (6.72%), and Germany 2,483 MT (11.31%). We expect Guar gum export in Sept'22 around 24,000-25,000 tonnes.

Countries	Quantity in MT	% Share
RUSSIA	5196	23.66%
USA	4875	22.20%
GERMANY	2483	11.31%
CHINA	1476	6.72%
CANADA	768	3.50%
ITALY	704	3.20%
NETHERLANDS	689	3.14%
FRANCE	475	2.16%
INDONESIA	409	1.86%
AUSTRALIA	399	1.82%
BRAZIL	358	1.63%
UNITED KINGDOM	357	1.62%
UAE	350	1.59%
THAILAND	318	1.45%
SOUTH KOREA	298	1.36%
JAPAN	284	1.29%
DENMARK	256	1.17%
SOUTH AFRICA	251	1.14%
OTHERS	2017	9.18%
TOTAL	21963	100%

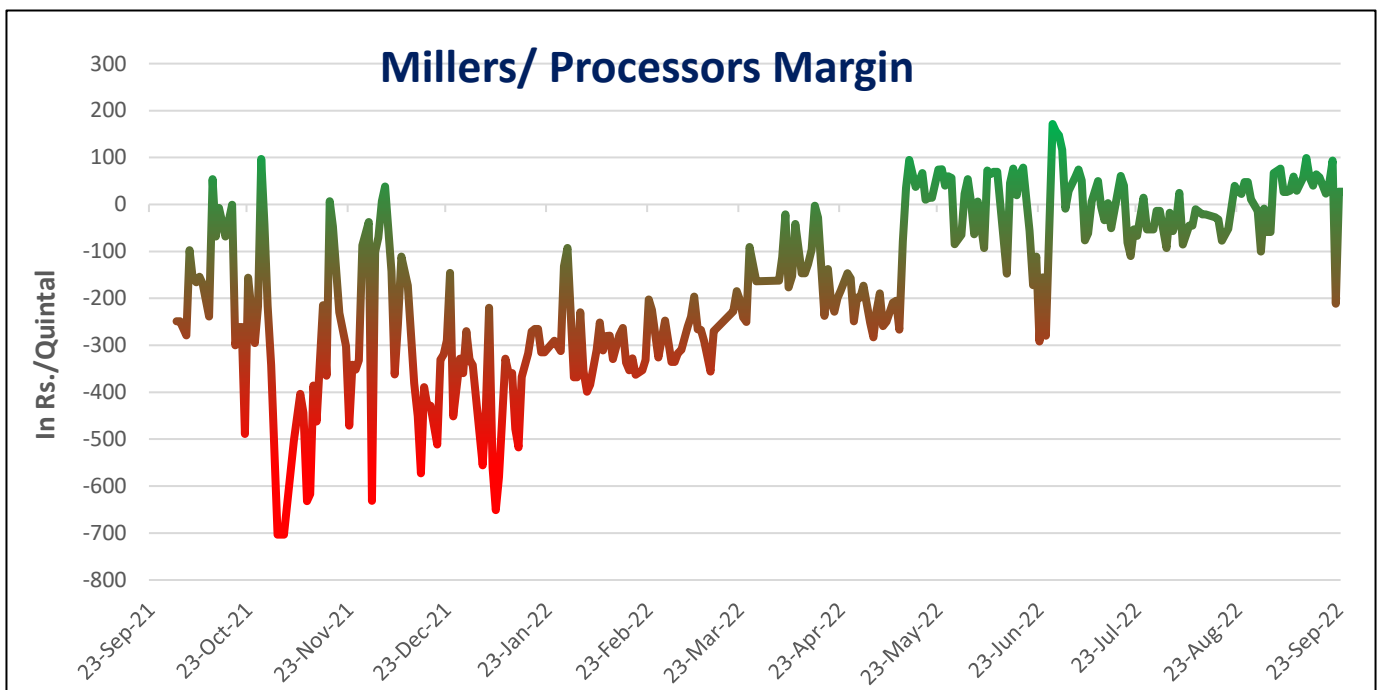
Total Cumulative Guar exports

Oct-Aug'22 recorded up by 18% to 2.94 Lakh tonnes as compared to 2.49 Lakh tonnes previous year same period amid bullish crude oil prices and increase in oil rig count.

Attributes	2021-22 (Oct'21-Aug'22)	2020-21 (Oct'20-Aug'21)	% Change
Guar Split	48982	55792	-12%
Guar Gum	245969	193889	27%
Total	294,951	249,681	18%



Millers/Processors Margin- Average net crush margin decreased in this week. During the week under review, the average net crush margin of Guar seed went down to INR. 5.5/qtl as compared to INR. 57.7/qtl. previous week.





Technical Analysis (Guar seed)

Commodity: Guar seed
Contract: Sept

Exchange: NCDEX
Expiry: Sept 20, 2022

Guar seed (Sept, Daily Chart)



Violet histogram Indicates WTI crude oil daily price movement.

Technical Commentary:

- As seen in above chart during the week under review, market corrected from resistance zone of 5350
- During the week, Guar seed went marginally down by 1.87% and closed at 5099, during the week Guar seed made low at 5017 and a high of 5369.
- MACD cross over and DIF indicating weak momentum.
- RSI is near 42, steady to weak buying strength.

Weekly Supports & Resistances			S1	S2	PCP	R1	R2
Guar seed	NCDEX	Sept	4500	4400	5099	5300	5500
			Call	Entry	T1	T2	SL
Guar seed	NCDEX	Sept	Sell	5100	4900	4800	5200

Technical Analysis (Guar gum)

Commodity: Guar gum
Contract: Sept

Exchange: NCDEX
Expiry: Sept 20, 2022

Guar gum (Sept, Daily Chart)



Violet histogram Indicates WTI crude oil daily price movement.

Technical Commentary:

- As seen in above chart market is has corrected on profit booking.
- During the week Guar gum went marginally down by 0.12%, market made low at 9820, high at 10,540 and closed at 9995.
- MACD and DIF indicating a weak momentum.
- RSI is near 48 indicating steady to weak buying strength.

Weekly Supports & Resistances			S1	S2	PCP	R1	R2
Guar gum	NCDEX	Sept	9500	9400	9995	10200	10500
Weekly Trade Call			Call	Entry	T1	T2	SL
Guar gum	NCDEX	Sept	Sell	10000	9800	9600	10100

Guar by – Products Weekly Average Prices:				
Commodity	Centre	17th Sep to 23rd Sep 2022	10th Sep to 16th Sep 2022	Change
Churi	Jodhpur	1975	1908	67
Korma	Jodhpur	3225	3188	38
Prices in Rs/75 kg				

Guar Seed Weekly Average Prices:					
Commodity	District	Centre	Weekly Prices (Average) (Rs/Qtl)		Change
Guar Seed			17th Sep to 23rd Sep 2022	10th Sep to 16th Sep 2022	
Rajasthan	Jodhpur	Jodhpur (Loose)	5045	4810	235
		Jodhpur (Delivery)	5297	5051	247
	Sri-Ganganagar	Sri-Ganganagar (Loose)	4860	4558	302
		Sri-Ganganagar (Delivery)	5010	4708	302
		Rawla (Loose)	4819	4603	216
		Gharsana (Loose)	4912	4668	244
		Raisinghnagar (Loose)	4930	4713	218
	Bikaner	Bikaner (Loose)	4958	4733	225
		Bikaner (Delivery)	5206	4970	236
		Nokha (Loose)	4958	4783	175
		Nokha (Delivery)	5206	5023	184
		Khajuwala (Loose)	4942	4760	182
		Khajuwala (Delivery)	5189	4953	236
		Lunkaransar (Loose)	4967	4817	150
	Hanumangarh	Hanumangarh (Loose)	4892	4521	371
		Hanumangarh (Delivery)	5136	4747	389
		Nohar (Loose)	-	-	-
		Pilibanga (Loose)	4970	-	-
	Nagaur	Nagaur (Loose)	4953	4748	204
	Churu	Churu (Delivery)	5240	5008	232
	Alwar	Alwar (Loose)	-	4683	-
Haryana	Hisar	Adampur (Loose)	5033	4745	288
		Adampur (Delivery)	5285	4982	303
	Bhiwani	Bhiwani (Delivery)	5242	4983	258
		Siwani (Loose)	5198	5037	161

	Sirsa	Sirsa (Loose)	4945	4777	168
		Dhabwali (Loose)	4955	4950	5
		Dhabwali (Delivery)	4955	4950	5
		Ellanabad (Loose)	4610	4523	87
	Fatehabad	Fatehabad (Loose)	-	-	-
Gujarat	Banaskantha	Deesa (Loose)	6225	-	-
	Patan	Patan (Loose)	4579	3380	1199
	Rajkot	Rajkot (Loose)	4922	4786	136
	Jamnagar	Dhrol (Loose)	-	4600	-
Madhya Pradesh	Gwalior	Dabra (Loose)	-	-	-
Guar Gum					
Rajasthan	Jodhpur	Jodhpur	10300	9850	450
	Alwar	Alwar	10300	9917	383
	Hanumangarh	Nohar	-	-	-
Haryana	Bhiwani	Bhiwani	10200	9872	328
	Sirsa	Sirsa	10000	9850	150
		Dhabwali	-	-	-
		Ellanabad	-	-	-
	Fatehabad	Fatehabad	-	-	-

Guar Cumulative Arrivals in Key Centers:					
Commodity	District	Centre	Weekly Arrivals (Quintals)		Change
Guar Seed			17th Sep to 23rd Sep 2022	10th Sep to 16th Sep 2022	
Rajasthan	Jodhpur	Jodhpur	0	0	Unch
	Sri-Ganganagar	Sri-Ganganagar	950	950	Unch
		Rawla	458	380	78
		Gharsana	237	133	104
		Raisinghnagar	80	558	-478
	Bikaner	Bikaner	1400	1300	100
		Nokha	1550	750	800
		Khajuwala	1300	800	500
		Lunkaransar	2400	2500	-100
	Hanumangarh	Hanumangarh	560	155	405
		Nohar	0	0	Unch
		Pilibanga	325	0	325
	Nagaur	Nagaur	427	466	-39
	Churu	Churu	1900	2600	-700
	Alwar	Alwar	0	0	Unch
Haryana	Hisar	Adampur	1100	2250	-1150



	Bhiwani	Bhiwani	0	0	Unch
		Siwani	2300	2700	-400
	Sirsa	Sirsa	100	1275	-1175
		Dhabwali	69	260	-191
		Ellanabad	203	598	-395
	Fatehabad	Fatehabad	0	0	Unch
Gujarat	Banaskantha	Deesa	300	0	300
	Patan	Patan	36	1	35
	Rajkot	Rajkot	1145	645	500
	Jamnagar	Dhrol	0	3	-3
Madhya Pradesh	Gwalior	Dabra	0	0	Unch
Total Arrivals/Above Markets			16840	18324	-1484

Guar Cumulative Arrivals in Key Centers:					
Commodity	District	Centre	Weekly Arrivals (Quintals)		Change
Guar Seed			20th Aug to 26th Aug 2022	13th Aug to 19th Aug 2022	
Rajasthan	Jodhpur	Jodhpur	0	0	Unch
	Sri-Ganganagar	Sri-Ganganagar	500	180	320
		Rawla	288	125	163
		Gharsana	484	159	325
		Raisinghnagar	299	365	-66
	Bikaner	Bikaner	1150	450	700
		Nokha	480	150	330
		Khajuwala	1100	300	800
		Lunkaransar	3100	1200	1900
	Hanumangarh	Hanumangarh	220	75	145



		Nohar	0	0	Unch
		Pilibanga	0	0	Unch
	Nagaur	Nagaur	447	76	371
	Churu	Churu	0	0	Unch
	Alwar	Alwar	0	0	Unch
Haryana	Hisar	Adampur	2550	1500	1050
	Bhiwani	Bhiwani	0	0	Unch
		Siwani	2200	1200	1000
	Sirsa	Sirsa	1950	461	1489
		Dhabwali	200	81	119
		Ellanabad	1123	1009	114
	Fatehabad	Fatehabad	6	0	6
Gujarat	Banaskantha	Deesa	0	0	Unch
	Patan	Patan	10	0	10
	Rajkot	Rajkot	255	0	255
	Jamnagar	Dhrol	22	0	22
Madhya Pradesh	Gwalior	Dabra	0	0	Unch
Total Arrivals/Above Markets			16384	7331	9053

Disclaimer

The information and opinions contained in the document have been compiled from sources believed to be reliable. The company does not warrant its accuracy, completeness and correctness. Use of data and information contained in this report is at your own risk. This document is not, and should not be construed as, an offer to sell or solicitation to buy any commodities. This document may not be reproduced, distributed or published, in whole or in part, by any recipient hereof for any purpose without prior permission from the Company. IASL and its affiliates and/or their officers, directors and employees may have positions in any commodities mentioned in this document (or in any related investment) and may from time to time add to or dispose of any such commodities (or investment). Please see the detailed disclaimer at <http://www.agriwatch.com/disclaimer.php> © 2022 Indian Agribusiness Systems Limited