



# Guar Weekly Research Report

## Table of Contents

- ❖ **Executive Summary**
- ❖ **Outlook**
- ❖ **Domestic Market Fundamentals**
- ❖ **Processing Margins**
- ❖ **Guar Gum Weekly Exports**
- ❖ **Technical Analysis (Guar Seed)**
- ❖ **Technical Analysis (Guar Gum)**
- ❖ **Guar Seed & Gum Prices at Key Spot Markets**
- ❖ **Guar Seed Arrivals at Key Centers**



## *Executive Summary*

Guar seed weekly average prices at Jodhpur (delivery prices) extended previous week loss and went down by 2% to INR. 4,933/Qtl. and Guar gum prices went down by 4% at INR. 9,460/Qtl amid new crop arrivals.

As on 07th Oct '2022, as per data released by Baker Hughes, the number of oilrigs in USA decreased by 2 from 604 in the previous week to 602 this week.

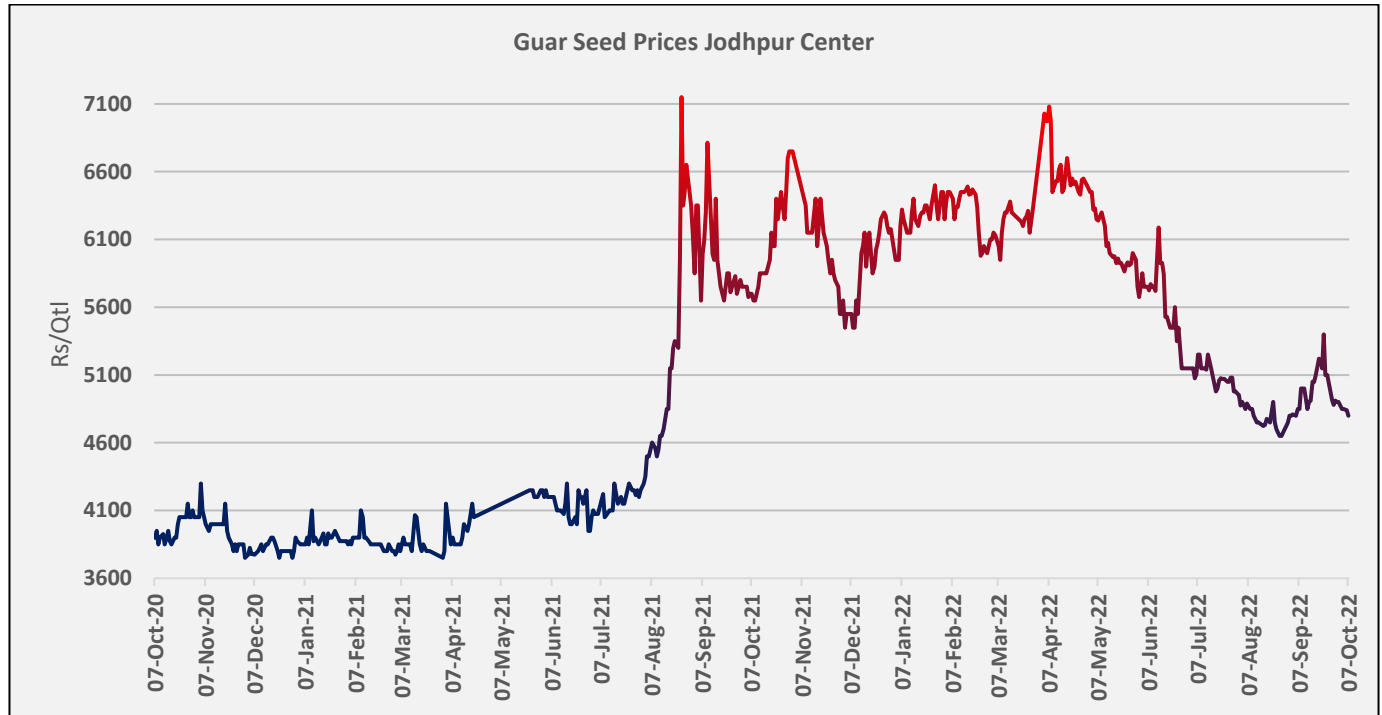
## **Outlook – Guar seed (Spot, Jodhpur basis):**

Guar seed - prices are expected to remain weak amid higher production expectation. The Jodhpur Guar seed delivery prices are likely to trade in the range between INR 4,600 –5,000/Qtl. in the short-run. And Guar gum is expected to trade in the range of 8,800-9,500/qtl in near term.

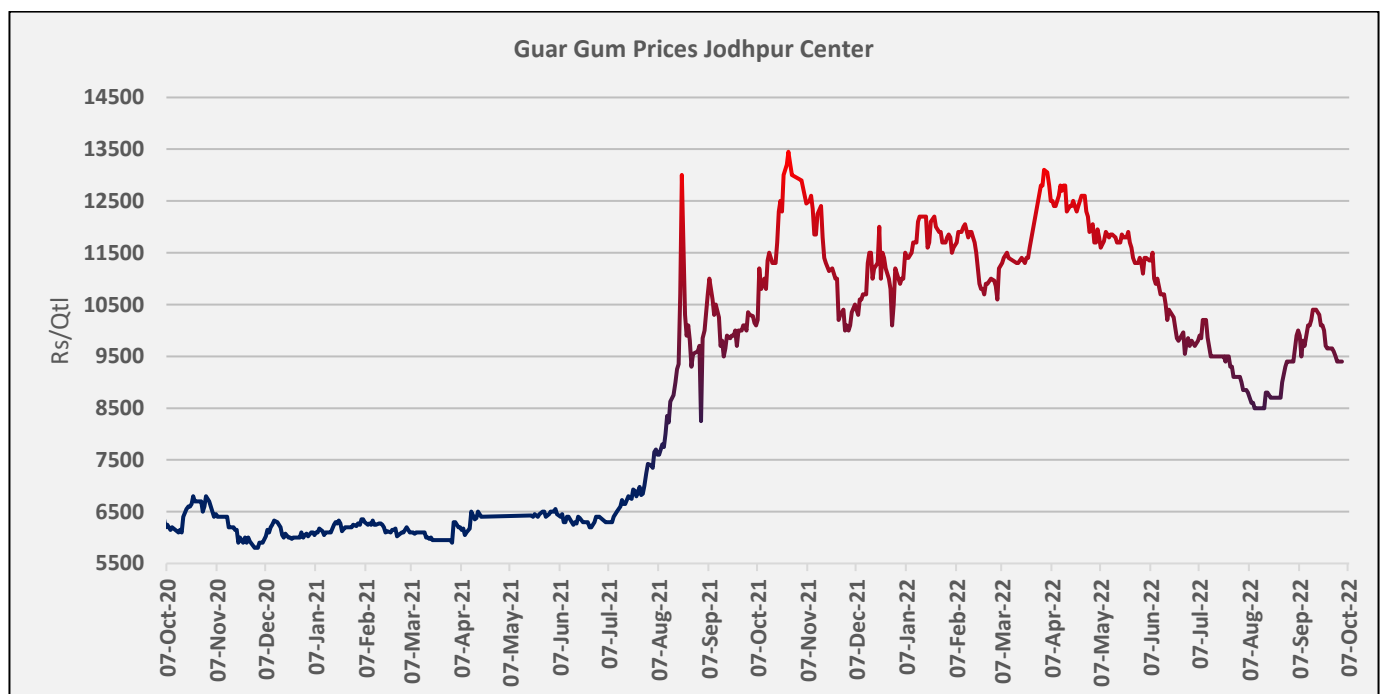
## *Domestic Guar Seed Market Summary*

### Domestic Market Fundamentals

Guar seed Jodhpur delivery weekly average prices extended previous week loss and went down by 2% to INR 4,848/qtl as compared to previous week's at INR 4,941/qtl amid new crop arrivals.



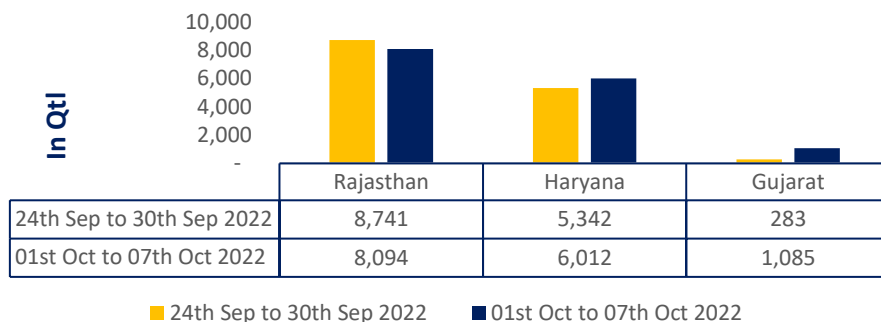
During the week under review weekly average prices of guar gum extended previous week loss and went down by 4% at INR 9,460/qtl. vs previous week at INR 9,820/qtl. in tandem with guar seed prices.



## Guar seed arrivals

Overall Guar seed arrivals recorded up by 5.74% during the week under review as compared to previous week. Arrivals went down in Rajasthan by 7.4%, while in Haryana arrivals went up by 12.54% as compared to previous week.

### Guar Seed Arrival This Week Vs Previous week



Gujarat state government has released the First advance estimate of area, production and yield for the year 2022-23 for all the major crops. For guar, area estimated at 95,000 ha, yield estimated at 636 kg/ Ha and production estimated at 60,000 tonnes.

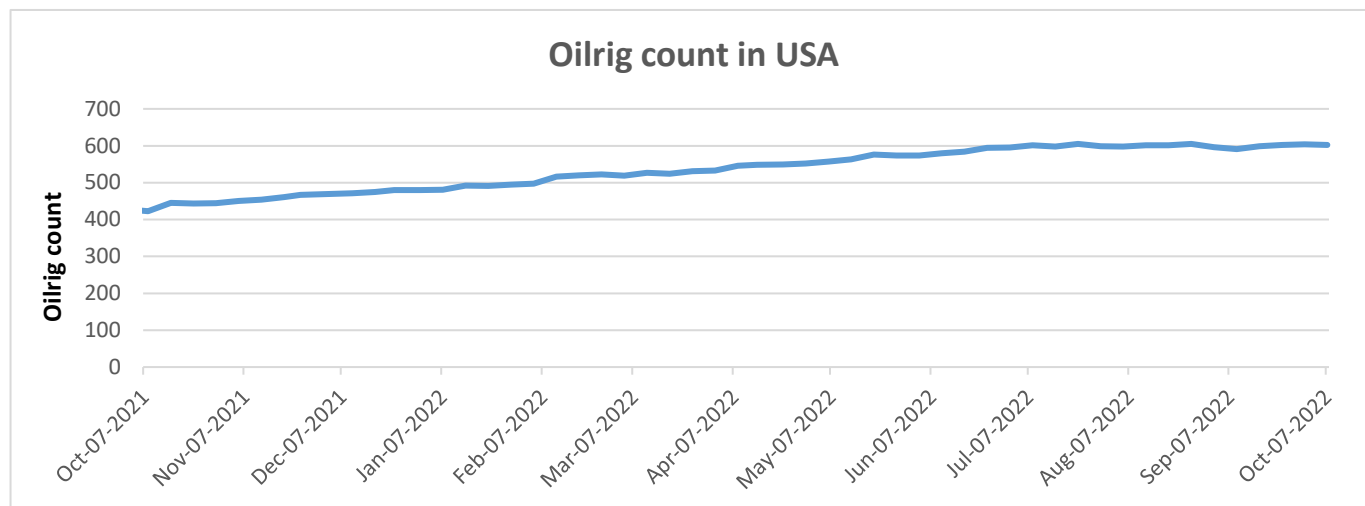
## Weather and sowing Updates

As of 24th Aug '22, According to the Department of Agriculture, Rajasthan, Guar sowing is up by 50% at 30.79 Lakh hectare as compared to 20.48 Lakh hectare previous year same period. This season sowing area is high due to early rains and better returns.

In Qtl	Rajasthan	Haryana	Gujarat
20th Aug to 26th Aug 2022	8,068	8,029	287
13th Aug to 19th Aug 2022	3,080	4,251	-
% Change	161.95%	88.87%	-

Guar seed sowing progress 2022-23			
State	Area of Kharif-2021 During Corrospoding Period	Progressive Area of Kharif 2022	% change over previous year
Rajasthan (As on 24 Aug'22)	20.48	30.79	50%
Gujarat (As on 29 Aug'22)	1.08	1.02	-6%
Source: State government		Area in Lakh Ha	

**Oil Rig count :** As on 07<sup>th</sup> Oct '2022, as per data released by Baker Hughes, the number of oilrigs in USA decreased by 2 from 604 in the previous week to 602 this week.



**Guar Split Exports:** India's Guar split exports decreased in the month of July'2022 by 32% to 5,882 MT as compared to 8,620 MT previous month. However, the Guar split shipments up by 3.92% in July'22 compared to the same period last year. Out of the total exports, around 4,220 MT (71.74%) bought by China, 302 MT (9.98%) bought by USA.

Country	Qty in MT	% Share
CHINA	4220	71.74%
USA	960	16.32%
MEXICO	302.4	5.14%
RUSSIA	200	3.40%
SWITZERLAND	120	2.04%
NETHERLANDS	80	1.36%
Grand Total	5882.4	100.00%

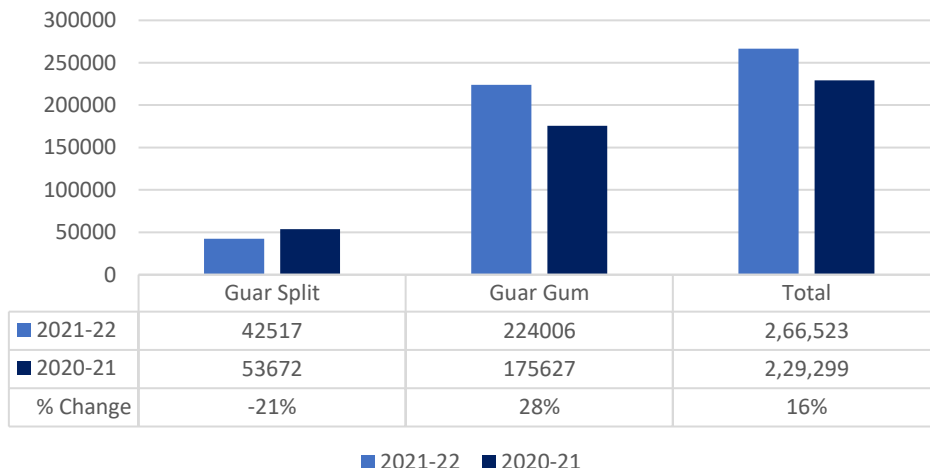
**Guar Gum Exports:** India's Guar gum exports decreased in the month of July 2022 by 23% to 22,501 MT compared to 29,236 MT during previous month. However, the gum shipments were up by 36.12% in July 2022 compared to the same period last year. Out of the total exported quantity, around 5737 MT (25.50%) was bought by the US, Russia bought 4077 MT (18.12%), China 1,884 MT (8.37%), Germany 2,270 MT (10.09%). Export demand declined amid correction in crude oil prices. We expect Guar gum export in Aug'22 around 22,000-25,000 tonnes, as WTI crude oil corrected by 9.72% in Aug'22.

Country	Quantity in (MT)	% Share
USA	5737	25.50%
RUSSIA	4077	18.12%
GERMANY	2270	10.09%
CHINA	1884	8.37%
BRAZIL	1055	4.69%
CANADA	906	4.03%
NETHERLANDS	746	3.32%
AUSTRALIA	618	2.74%
UAE	475	2.11%
ITALY	387	1.72%
Others	4347	19%
Total	22501	100%

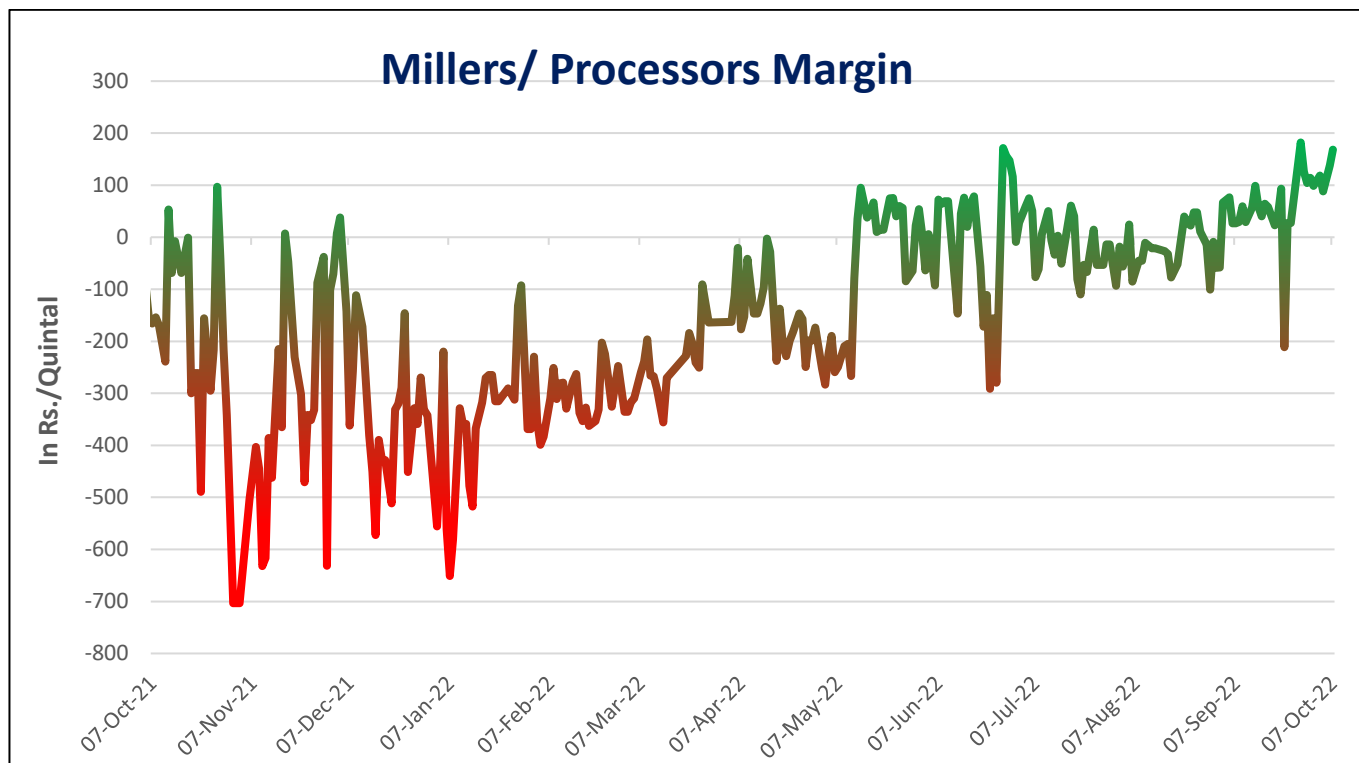
## Total Cumulative Guar exports:

Oct-July'22 recorded up by 16% to 2.66 Lakh tonnes as compared to 2.29 Lakh tonnes previous year same period amid bullish crude oil prices and increase in oil rig count

Cumulative guar exports 2020-21 Vs 2021-22 (Oct-July)



**Millers/Processors Margin-** During the week under review, weekly average net crush margin of Guar seed increased by 10% to INR. 122/qtl as compared to INR. 110/qtl previous week. In upcoming week too, guar crush margin likely to improve amid correction in seed prices.





## Technical Analysis (Guar seed)

Commodity: Guar seed  
Contract: Nov

Exchange: NCDEX  
Expiry: Nov 20, 2022

### Guar seed (Nov, Daily Chart)



Violet histogram Indicates WTI crude oil daily price movement.

### Technical Commentary:

- As seen in above chart during the week under review, market went above 9 and 18 DMA which might be indicative of trend reversal.
- During the week, Guar seed went marginally down by 3.24% and closed at 4804, during the week Guar seed made low at 4795 and a high of 4961.
- MACD cross over and DIF indicating weak momentum.
- RSI is below 40, indicating weak buying strength.

Weekly Supports & Resistances			S1	S2	PCP	R1	R2
Guar seed	NCDEX	Nov	4600	4500	4804	5200	5500
			Call	Entry	T1	T2	SL
Guar seed	NCDEX	Nov	Sell	5000	4850	4750	5100





## Technical Analysis (Guar gum)

Commodity: Guar gum  
Contract: Nov

Exchange: NCDEX  
Expiry: Nov 20, 2022

### Guar gum (Nov, Daily Chart)



Voilet histogram Indicates WTI crude oil daily price movement.

### Technical Commentary:

- As seen in above chart market is currently in down trend and making lower lows and trading below 9,18,50 and 100 DMA indicating weak sentiments.
- During the week Guar gum went down by 3.08%, market made low at 9,228, high at 9,539 and closed at 9259.
- MACD and DIF indicating a weak momentum.
- RSI is below 40 indicating weak buying strength.

Weekly Supports & Resistances			S1	S2	PCP	R1	R2
Guar gum	NCDEX	Nov	9000	8800	9259	9500	10000
Weekly Trade Call			Call	Entry	T1	T2	SL
Guar gum	NCDEX	Nov	Sell	9400	9200	9000	9500



Guar by – Products Weekly Average Prices:				
Commodity	Centre	01st Oct to 07th Oct 2022	24th Sep to 30th Sep 2022	Change
Churi	Jodhpur	1900	1900	Unch
Korma	Jodhpur	3180	3188	-8
Prices in Rs/75 kg				

Guar Seed Weekly Average Prices:					
Commodity	District	Centre	Weekly Prices (Average ) (Rs/Qtl)		Change
Guar Seed			01st Oct to 07th Oct 2022	24th Sep to 30th Sep 2022	
Rajasthan	Jodhpur	Jodhpur (Loose)	4672	4710	-38
		Jodhpur(Delivery)	4906	4946	-40
	Sri-Ganganagar	Sri-Ganganagar(Loose)	4390	4430	-40
		Sri-Ganganagar (Delivery)	4540	4580	-40
		Rawla (Loose)	4451	4475	-24
		Gharsana (Loose)	4544	4550	-6
		Raisinghnagar (Loose)	4498	4502	-4
	Bikaner	Bikaner (Loose)	4610	4660	-50
		Bikaner (Delivery)	4841	4893	-53
		Nokha(Loose)	4595	4665	-70
		Nokha (Delivery)	4825	4898	-74
		Khajuwala (Loose)	4575	4610	-35
		Khajuwala (Delivery)	4809	4841	-32
		Lunkaransar (Loose)	4610	4650	-40
	Hanumangarh	Hanumangarh (Loose)	4414	4454	-40
		Hanumangarh (Delivery)	4635	4677	-42
		Nohar (Loose)	-	-	-
		Pilibanga (Loose)	-	-	-
	Nagaur	Nagaur (Loose)	4629	4738	-109
	Churu	Churu (Delivery)	4880	4940	-60
	Alwar	Alwar (Loose)	4640	4660	-20
Haryana	Hisar	Adampur (Loose)	4642	4652	-10
		Adampur (Delivery)	4874	4885	-11
	Bhiwani	Bhiwani (Delivery)	4800	4820	-20
		Siwani (Loose)	4837	4875	-38

	Sirsa	Sirsa (Loose)	4485	4559	-74
		Dhabwali (Loose)	4460	4493	-33
		Dhabwali (Delivery)	4460	4493	-33
		Ellanabad (Loose)	4423	4395	28
	Fatehabad	Fatehabad (Loose)	-	-	-
Gujarat	Banaskantha	Deesa (Loose)	5980	-	-
	Patan	Patan (Loose)	-	4275	-4275
	Rajkot	Rajkot (Loose)	4681	4718	-37
	Jamnagar	Dhrol (Loose)	4420	4357.5	63
Madhya Pradesh	Gwalior	Dabra (Loose)	-	-	-
Guar Gum					
Rajasthan	Jodhpur	Jodhpur	9380	9500	-120
	Alwar	Alwar	9500	9600	-100
	Hanumangarh	Nohar	-	-	-
Haryana	Bhiwani	Bhiwani	9400	9500	-100
	Sirsa	Sirsa	9380	9520	-140
		Dhabwali	-	-	-
		Ellanabad	-	-	-
	Fatehabad	Fatehabad	-	-	-

Guar Cumulative Arrivals in Key Centers:					
Commodity	District	Centre	Weekly Arrivals (Quintals)		Change
Guar Seed			01st Oct to 07th Oct 2022	24th Sep to 30th Sep 2022	
Rajasthan	Jodhpur	Jodhpur	0	0	Unch
	Sri-Ganganagar	Sri-Ganganagar	650	750	-100
		Rawla	113	114	-1
		Gharsana	496	397	99
		Raisinghnagar	381	288	93
	Bikaner	Bikaner	800	1050	-250
		Nokha	550	650	-100
		Khajuwala	600	700	-100
		Lunkaransar	2000	1800	200
	Hanumangarh	Hanumangarh	165	150	15
		Nohar	0	0	Unch
		Pilibanga	0	0	Unch
	Nagaur	Nagaur	539	842	-303
	Churu	Churu	1800	2000	-200
	Alwar	Alwar	0	0	Unch
Haryana	Hisar	Adampur	1800	1500	300



	Bhiwani	Bhiwani	0	0	Unch
		Siwani	2100	2100	Unch
	Sirsa	Sirsa	1100	1150	-50
		Dhabwali	165	165	Unch
		Ellanabad	847	427	420
	Fatehabad	Fatehabad	0	0	Unch
Gujarat	Banaskantha	Deesa	720	0	720
	Patan	Patan	1	3	-2
	Rajkot	Rajkot	355	270	85
	Jamnagar	Dhrol	9	10	-1
Madhya Pradesh	Gwalior	Dabra	0	0	Unch
Total Arrivals/Above Markets			15191	14366	825

#### Disclaimer

The information and opinions contained in the document have been compiled from sources believed to be reliable. The company does not warrant its accuracy, completeness and correctness. Use of data and information contained in this report is at your own risk. This document is not, and should not be construed as, an offer to sell or solicitation to buy any commodities. This document may not be reproduced, distributed or published, in whole or in part, by any recipient hereof for any purpose without prior permission from the Company. IASL and its affiliates and/or their officers, directors and employees may have positions in any commodities mentioned in this document (or in any related investment) and may from time to time add to or dispose of any such commodities (or investment). Please see the detailed disclaimer at <http://www.agriwatch.com/disclaimer.php> © 2022 Indian Agribusiness Systems Limited