



## Guar Weekly Research Report

### Table of Contents

- ❖ **Executive Summary**
- ❖ **Outlook**
- ❖ **Domestic Market Fundamentals**
- ❖ **Processing Margins**
- ❖ **Guar Gum Weekly Exports**
- ❖ **Technical Analysis (Guar Seed)**
- ❖ **Technical Analysis (Guar Gum)**
- ❖ **Guar Seed & Gum Prices at Key Spot Markets**
- ❖ **Guar Seed Arrivals at Key Centers**

### ***Executive Summary***

#### ***Domestic Guar Seed Market Summary***

Guar seed Jodhpur delivery weekly average prices witnessed gain and went up by 13% to INR 5,544/qtl as compared to previous week's at INR 4,915/qtl amid shrink in arrivals coupled with increase in crude oil prices. Guar gum prices went up by 13% at INR 11,367/qtl. vs previous week INR 10,020/qtl. in tandem with guar seed prices.

Month till date, Guar seed prices went up by 35% at Rs. 6,300/qtl. as compared to previous month closing at Rs. 4,673/qtl. and guar gum prices went up by 37% at Rs. 12,600/qtl. as compared to Rs. 9,200/qtl. previous month. Currently, demand for guar is high but the farmers are reluctant to offload their stocks in anticipation of better prices in future, resulting in rising prices and currently guar seed prices are hovering near 4 months high while guar gum prices are at 5 months high.

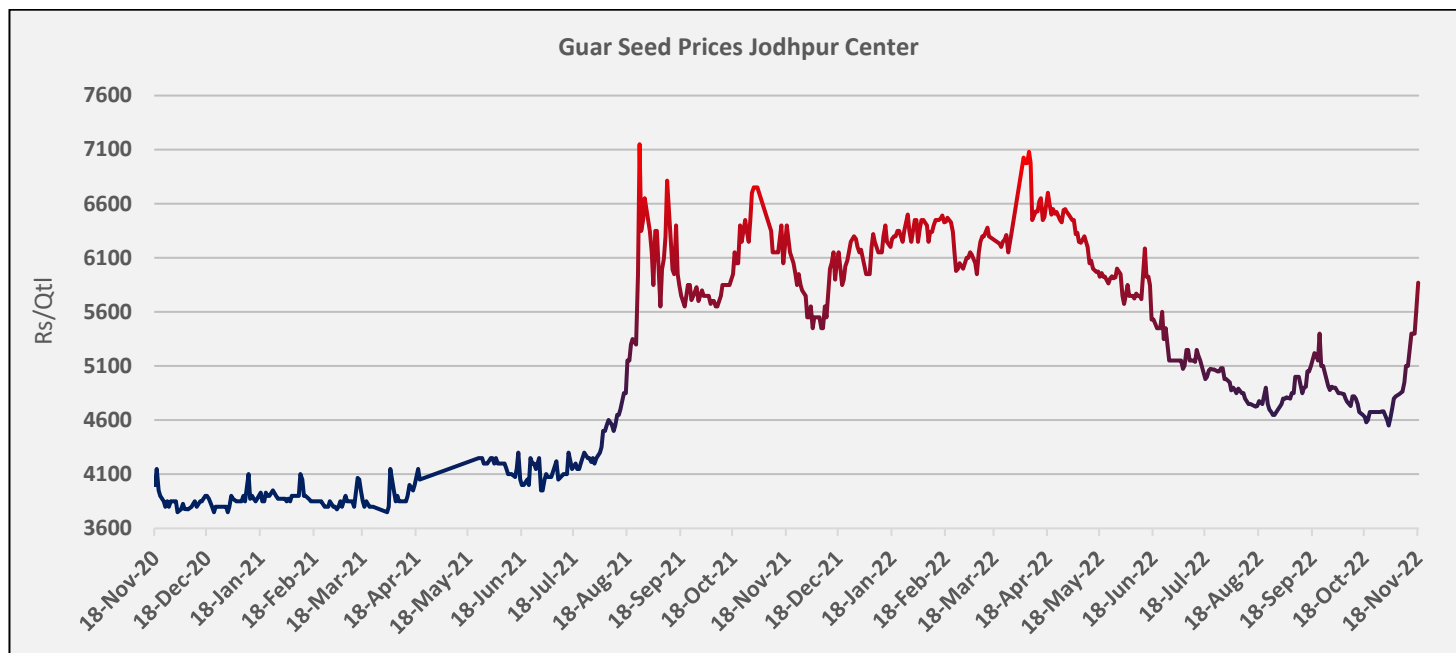
As on 18th Nov '2022, as per data released by Baker Hughes, the number of oilrigs in USA increased by 1 from 622 in the previous week to 623 this week.

#### **Outlook – Guar seed (Spot, Jodhpur basis):**

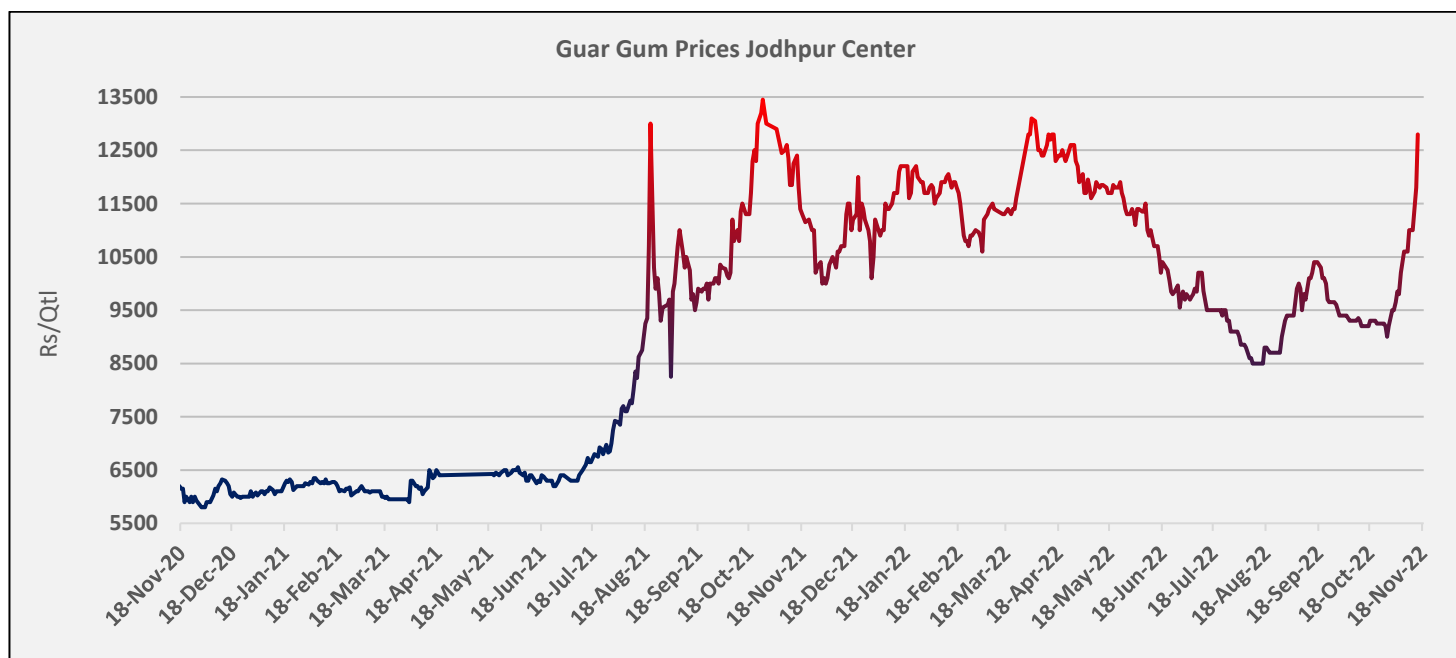
Guar seed - prices are expected to trade with bullish bias amid increase in demand and shrink in arrivals. The Jodhpur Guar seed delivery prices are likely to trade in the range between INR 6,000–6,500/Qtl. in the short-run. Guar gum is expected to trade in the range of 12,500-13,500/qtl in near term.

## Domestic Market Fundamentals

Guar seed Jodhpur delivery weekly average prices witnessed gain and went up by 13% to INR 5,544/qtl as compared to previous week's at INR 4,915/qtl due to high demand in the market, while the farmers are reluctant to offload their stocks.



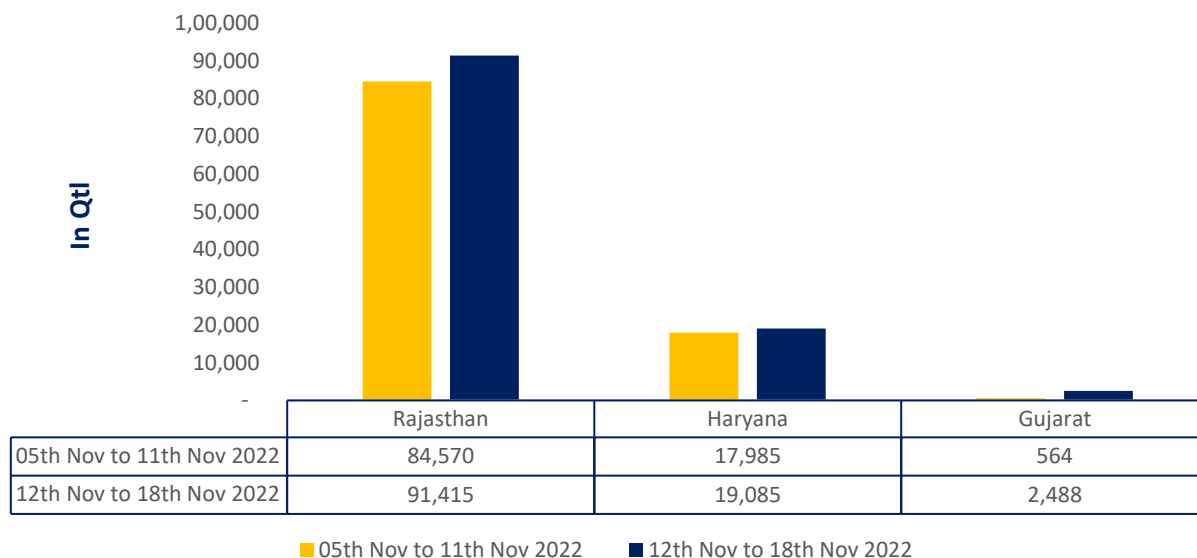
During the week under review weekly average prices of guar gum went up by 13% at INR 11,367/qtl. vs previous week at INR 10,020/qtl. in tandem with guar seed prices.



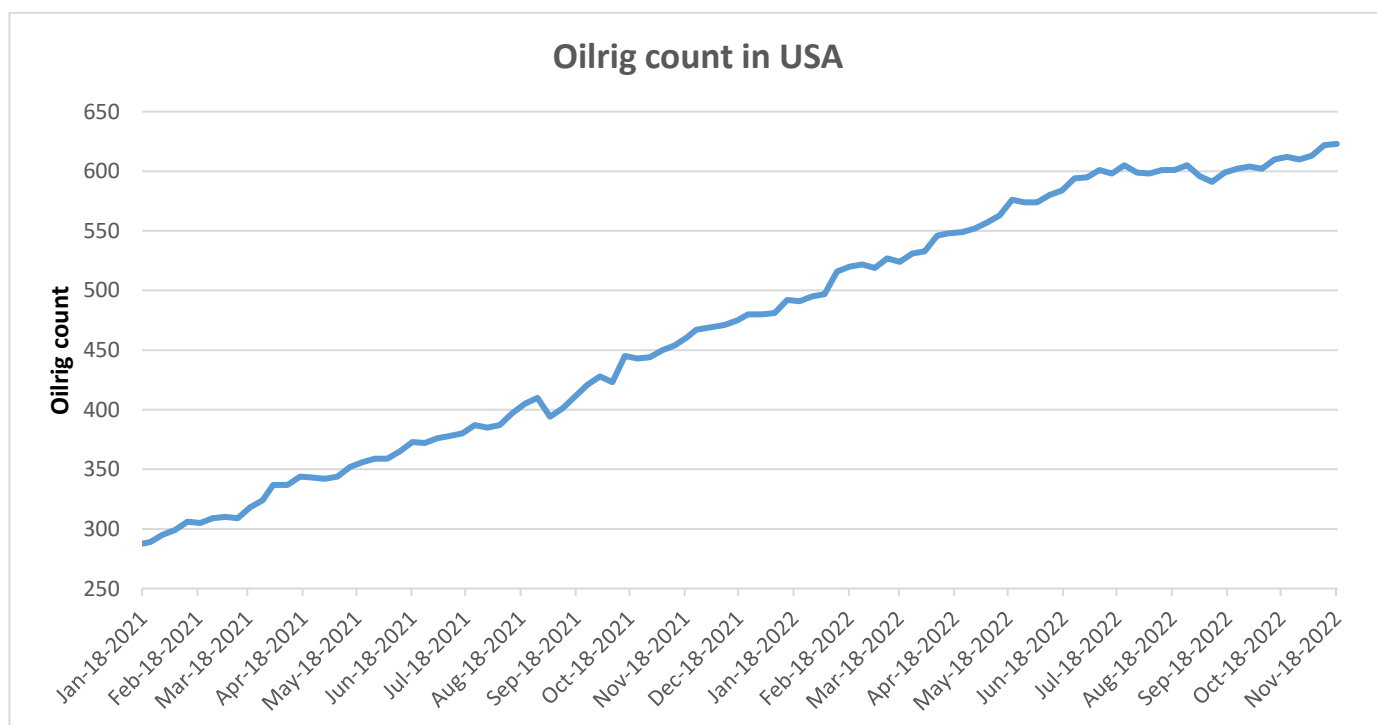
## Guar seed arrivals

Overall Guar seed arrivals went up by 9.6% during the week under review as compared to previous week. Arrivals went up in Rajasthan by 8%, while in Haryana arrivals went up by 6% as compared to previous week.

### Guar Seed Arrival This Week Vs Previous week



**Oil Rig count** : As on 18th Nov '2022, as per data released by Baker Hughes, the number of oilrigs in USA increased by 1 from 622 in the previous week to 623 this week.



**Guar Split Exports:** India's Guar split exports increased in the month of October '2022 by 2% to 3,800 MT as compared to 3,720 MT previous month. However, the

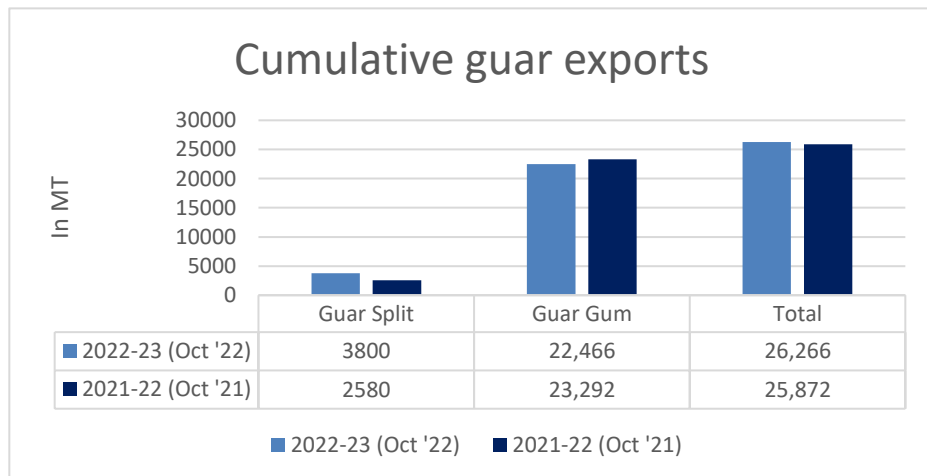
Guar split shipments up by 47% in October '22 compared to the same period last year. Out of the total exports, around 3,120 MT (82.11%) bought by China, 420 MT (11.05%) bought by USA and 260 MT (6.84%) bought by Russia.

Country	Guar Split exported in MT	% Share
CHINA	3120	82.11%
USA	420	11.05%
RUSSIA	260	6.84%
<b>Grand Total</b>	<b>3800</b>	<b>100%</b>

**Guar Gum Exports:** India's Guar gum exports decreased in the month of October '2022 by 0.16% to 22,466 MT compared to 22,503 MT during previous month. The gum shipments were also down by 4% in October 2022 compared to the same period last year. Out of the total exported quantity, around 7008 MT (31.19%) was bought by the US, Russia bought 4,404 MT (19.60%), Germany 2,794 MT (12.43%), China 1,610 MT (7.17%) and Canada 1,483 MT (6.60%). We expect Guar gum export in Nov '22 around 22,000-25,000 tonnes.

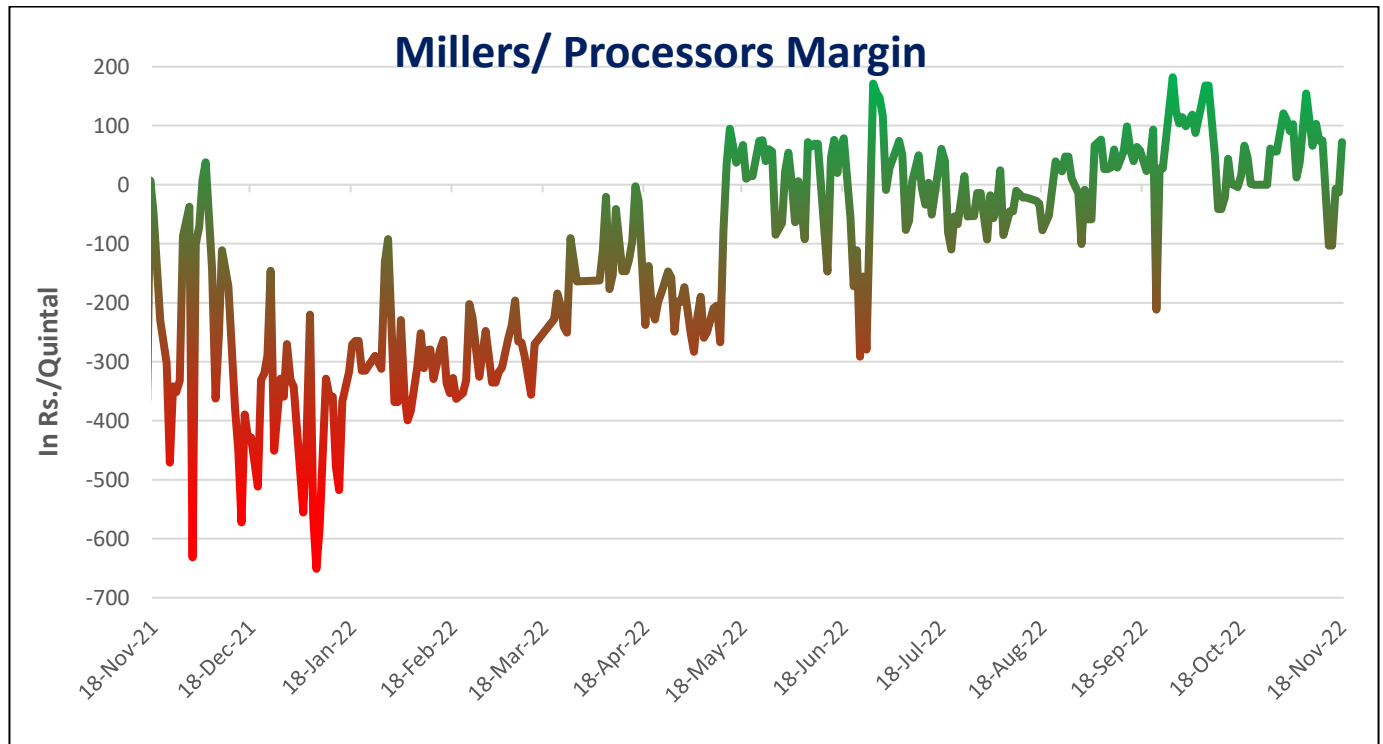
Countries	Guar gum exported in MT	Guar gum export % Share
USA	7008	31.19%
RUSSIA	4404	19.60%
GERMANY	2794	12.43%
CHINA	1610	7.17%
CANADA	1483	6.60%
AUSTRALIA	568	2.53%
ITALY	460	2.05%
UNITED KINGDOM	426	1.90%
BRAZIL	346	1.54%
TURKEY	264	1.17%
THAILAND	216	0.96%
NETHERLANDS	209	0.93%
JAPAN	207	0.92%
POLAND	204	0.91%
EGYPT	201	0.89%
SOUTH KOREA	173	0.77%
OTHERS	1894	8.43%
<b>TOTAL</b>	<b>22,466</b>	<b>100%</b>

**Total Cumulative Guar exports:** Oct '22 recorded up by 2% to 0.26 Lakh tonnes as compared to 0.25 Lakh tonnes previous year same period.



## Millers/Processors Margin

During the week under review, weekly average net crush margin of Guar seed declined at INR. 72/qtl. as compared to INR. 87/qtl. previous week amid increase in the guar seed prices.





## Technical Analysis (Guar seed)

Commodity: Guar seed  
Contract: Dec

Exchange: NCDEX  
Expiry: Dec 20, 2022

### Guar seed (Dec, Weekly Chart)



Violet histogram Indicates WTI crude oil Weekly price movement.

### Technical Commentary:

- As seen in above chart during the week under review, market is in uptrend and above 9, 18, 50 and 100 DMA, indicating bullish sentiment. This week, the guar seed prices went up by 11%.
- During the week, Guar seed went up by 16.23% and closed at 6,029, made low at 5,406 and a high of 6,029.
- MACD has crossed the signal line from below and is diverging with rising prices, indicating strong momentum.
- RSI is at 70, indicating strong buying strength.

Weekly Supports & Resistances			S1	S2	PCP	R1	R2
Guar seed	NCDEX	Dec	6000	5750	6029	6700	7000
			Call	Entry	T1	T2	SL
Guar seed	NCDEX	Dec	Buy	6000	6500	6700	5900

### Technical Analysis (Guar gum)

Commodity: Guar gum  
 Contract: Dec

Exchange: NCDEX  
 Expiry: Dec 20, 2022

#### Guar gum (Dec, Weekly Chart)



Violet histogram Indicates WTI crude oil weekly price movement.

#### Technical Commentary:

- As seen in above chart during the week under review, market is in uptrend, trading above 9, 18, 50 and 100 DMA indicating bullish trend.
- During the week Guar gum went down by 20.12%, market made low at 11,700, high at 12,584 and closed at 12,584.
- MACD has crossed the signal line from below and is diverging with rising prices, indicating strong momentum.
- RSI is at 70, indicating strong buying strength.

Weekly Supports & Resistances			S1	S2	PCP	R1	R2
Guar gum	NCDEX	Dec	12000	11800	12584	13000	13500
Weekly Trade Call			Call	Entry	T1	T2	SL
Guar gum	NCDEX	Dec	Buy	12500	12650	12770	12400



Guar by – Products Weekly Average Prices:				
Commodity	Centre	12th Nov to 18th Nov 2022	05th Nov to 11th Nov 2022	Change
Churi	Jodhpur	2000	1920	80
Korma	Jodhpur	3000	2985	15
Prices in Rs/75 kg				

Guar Seed Weekly Average Prices:					
Commodity	District	Centre	Weekly Prices (Average ) (Rs/Qtl)		Change
Guar Seed			12th Nov to 18th Nov 2022	05th Nov to 11th Nov 2022	
Rajasthan	Jodhpur	Jodhpur (Loose)	5334	4765	569
		Jodhpur(Delivery)	5601	5003	597
	Sri-Ganganagar	Sri-Ganganagar(Loose)	5320	4670	650
		Sri-Ganganagar (Delivery)	5458	4820	638
		Rawla (Loose)	5382	4722	660
		Gharsana (Loose)	5351	4736	615
		Raisinghnagar (Loose)	5438	4818	620
	Bikaner	Bikaner (Loose)	5445	4758	687
		Bikaner (Delivery)	5701	4996	705
		Nokha(Loose)	5354	4755	599
		Nokha (Delivery)	5622	4993	629
		Khajuwala (Loose)	5435	4740	695
		Khajuwala (Delivery)	5707	4977	730
		Lunkaransar (Loose)	5401	4740	661
	Hanumangarh	Hanumangarh (Loose)	5450	4800	650
		Hanumangarh (Delivery)	5723	5040	683
		Nohar (Loose)	5108	4685	423
		Pilibanga (Loose)	5543	4783	761
	Nagaur	Nagaur (Loose)	5358	4812	546
	Churu	Churu (Delivery)	5483	4920	563
	Alwar	Alwar (Loose)	5117	4620	497
Haryana	Hisar	Adampur (Loose)	5422	4675	747
		Adampur (Delivery)	5693	4909	784
	Bhiwani	Bhiwani (Delivery)	5475	4890	585
		Siwani (Loose)	5429	4874	555

	Sirsa	Sirsa (Loose)	5387	4720	667
		Dhabwali (Loose)	5430	4760	670
		Dhabwali (Delivery)	5702	4998	704
		Ellanabad (Loose)	5345	4769	576
	Fatehabad	Fatehabad (Loose)	5700	5000	700
Gujarat	Banaskantha	Deesa (Loose)	4800	4800	Unch
	Patan	Patan (Loose)	5163	4500	663
	Rajkot	Rajkot (Loose)	5305	4811	494
	Jamnagar	Dhrol (Loose)	-	-	Unch
Madhya Pradesh	Gwalior	Dabra (Loose)	-	-	Unch
Guar Gum					
Rajasthan	Jodhpur	Jodhpur	11367	10020	1347
	Alwar	Alwar	11317	9960	1357
	Hanumangarh	Nohar	-	-	Unch
Haryana	Bhiwani	Bhiwani	11268	9940	1328
	Sirsa	Sirsa	11367	9980	1387
		Dhabwali	11367	9980	1387
		Ellanabad	11367	10000	1367
	Fatehabad	Fatehabad	10350	-	-

Guar Cumulative Arrivals in Key Centers:					
Commodity	District	Centre	Weekly Arrivals (Quintals)		Change
Guar Seed			12th Nov to 18th Nov 2022	05th Nov to 11th Nov 2022	
Rajasthan	Jodhpur	Jodhpur	100	0	100
	Sri-Ganganagar	Sri-Ganganagar	2900	4300	-1400
		Rawla	3700	5350	-1650
		Gharsana	6800	3500	3300
		Raisinghnagar	3200	5100	-1900
	Bikaner	Bikaner	9000	8500	500
		Nokha	14500	8500	6000
		Khajuwala	9800	10500	-700
		Lunkaransar	8800	6500	2300
	Hanumangarh	Hanumangarh	380	590	-210
		Nohar	1250	1300	-50
		Pilibanga	985	930	55
	Nagaur	Nagaur	15000	21000	-6000



	Churu	Churu	15000	8500	6500
	Alwar	Alwar	0	0	Unch
Haryana	Hisar	Adampur	5900	5200	700
	Bhiwani	Bhiwani	5200	5400	-200
		Siwani	3100	4000	-900
	Sirsa	Sirsa	135	335	-200
		Dhabwali	0	0	Unch
		Ellanabad	4450	2950	1500
	Fatehabad	Fatehabad	300	100	200
Gujarat	Banaskantha	Deesa	0	0	Unch
	Patan	Patan	88	4	84
	Rajkot	Rajkot	2400	560	1840
	Jamnagar	Dhrol	0	0	Unch
Madhya Pradesh	Gwalior	Dabra	0	0	Unch
Total Arrivals/Above Markets			112988	103119	9869

#### Disclaimer

The information and opinions contained in the document have been compiled from sources believed to be reliable. The company does not warrant its accuracy, completeness and correctness. Use of data and information contained in this report is at your own risk. This document is not, and should not be construed as, an offer to sell or solicitation to buy any commodities. This document may not be reproduced, distributed or published, in whole or in part, by any recipient hereof for any purpose without prior permission from the Company. IASL and its affiliates and/or their officers, directors and employees may have positions in any commodities mentioned in this document (or in any related investment) and may from time to time add to or dispose of any such commodities (or investment). Please see the detailed disclaimer at <http://www.agriwatch.com/disclaimer.php> © 2022 Indian Agribusiness Systems Limited