



Guar Weekly Research Report

Table of Contents

- ❖ **Executive Summary**
- ❖ **Outlook**
- ❖ **Domestic Market Fundamentals**
- ❖ **Processing Margins**
- ❖ **Guar Gum Weekly Exports**
- ❖ **Technical Analysis (Guar Seed)**
- ❖ **Technical Analysis (Guar Gum)**
- ❖ **Guar Seed & Gum Prices at Key Spot Markets**
- ❖ **Guar Seed Arrivals at Key Centers**

Executive Summary

Domestic Guar Seed Market Summary

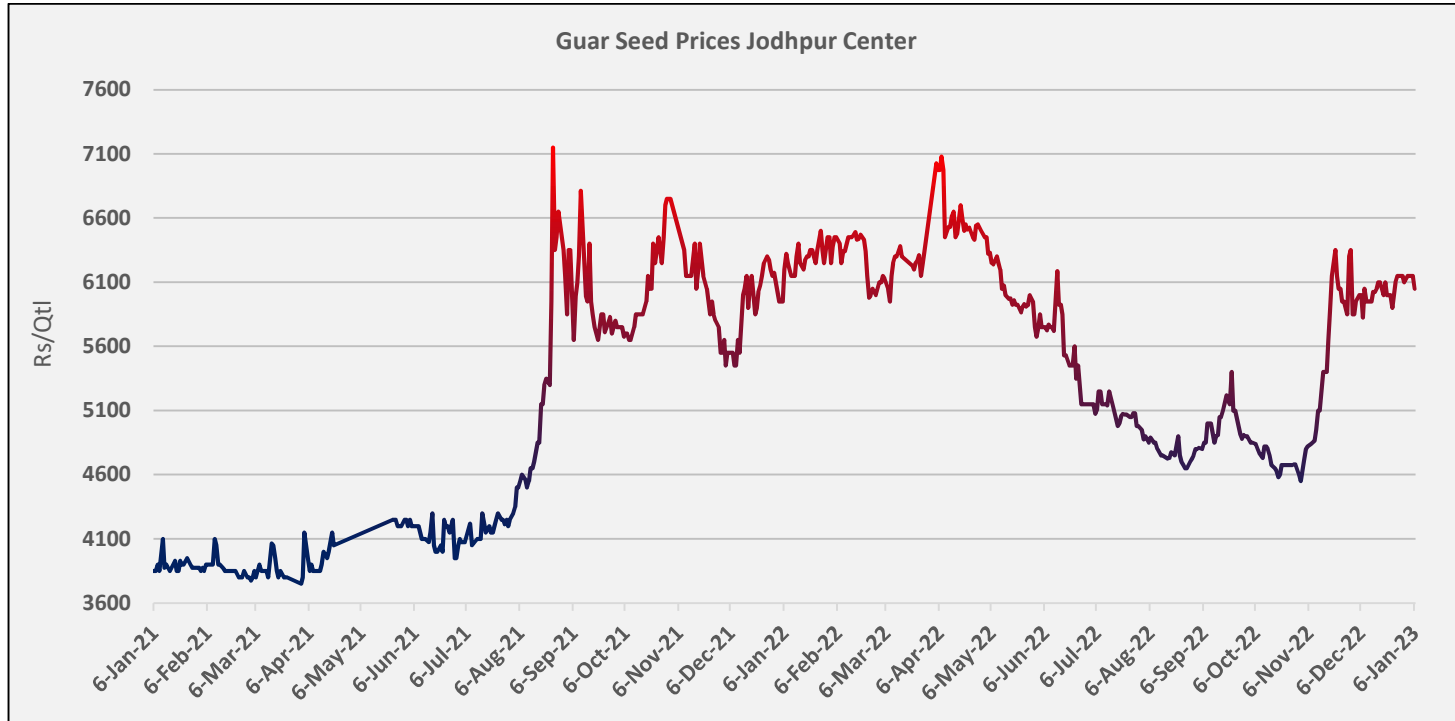
- During the week under review, Guar seed Jodhpur delivery weekly average prices extended previous week's gain and went up marginally by 0.4% to INR 6,125/qlt as compared to previous week at INR 6,100/qlt. on good market demand as the farmers are reluctant to offload their stocks in anticipation of better prices in future. While, the weekly average prices of guar gum also went up marginally by 0.13% at INR 12,667/qlt. vs previous week at INR 12,650/qlt. in tandem with guar seed prices.
- Overall Guar seed arrivals went down by 17% at 53,763 qlt. during the week under review as compared to 65,014 qlt. in the previous week. In Rajasthan, the arrivals went down by 17%, while in Haryana it went down by 12% as compared to previous week.
- Month till date, Guar seed prices went up by 33% at Rs. 6,195/qlt. as compared to October month closing at Rs. 4,673/qlt. while in Guar gum, the prices went up by 36% at Rs. 12,500/qlt. as compared to October month closing at Rs. 9,200/qlt.
- As on 06th Feb '2023, as per data released by Baker Hughes, the number of oilrigs in USA decreased by 3 at 618 as compared to the previous week at 621.

Outlook – Guar seed (Spot, Jodhpur basis):

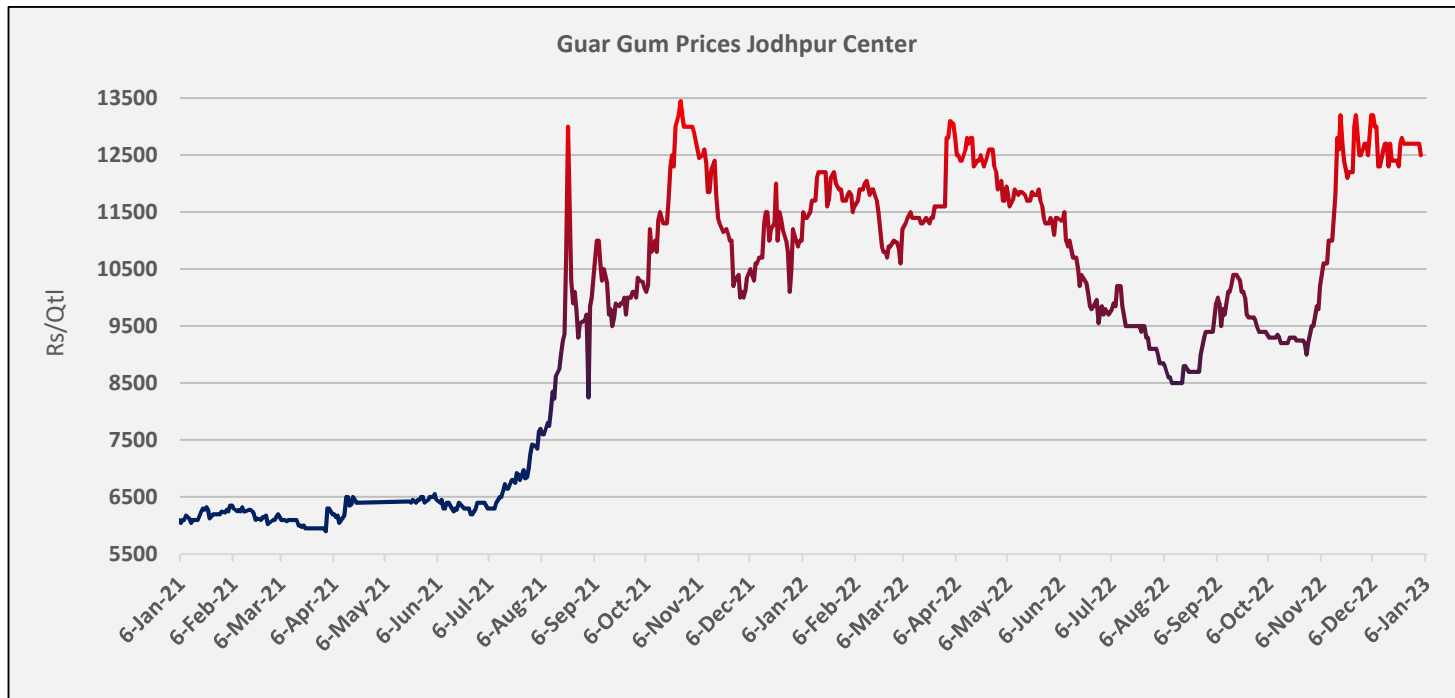
- Guar seed - prices are expected to trade with firm sentiments due to good demand and lesser arrivals in the market. The Jodhpur Guar seed delivery prices are likely to trade in the range between INR 5,500–6,300/Qt. in the short-run. Guar gum is expected to trade in the range of 12,300-13,200/qlt in near term.

Domestic Market Fundamentals

Guar seed Jodhpur delivery weekly average prices extended previous week's gain and went up marginally by 0.4% to INR 6,125/qtl as compared to previous week at INR 6,100/qtl. on good market demand as the farmers are reluctant to offload their stocks in anticipation of better prices in future.



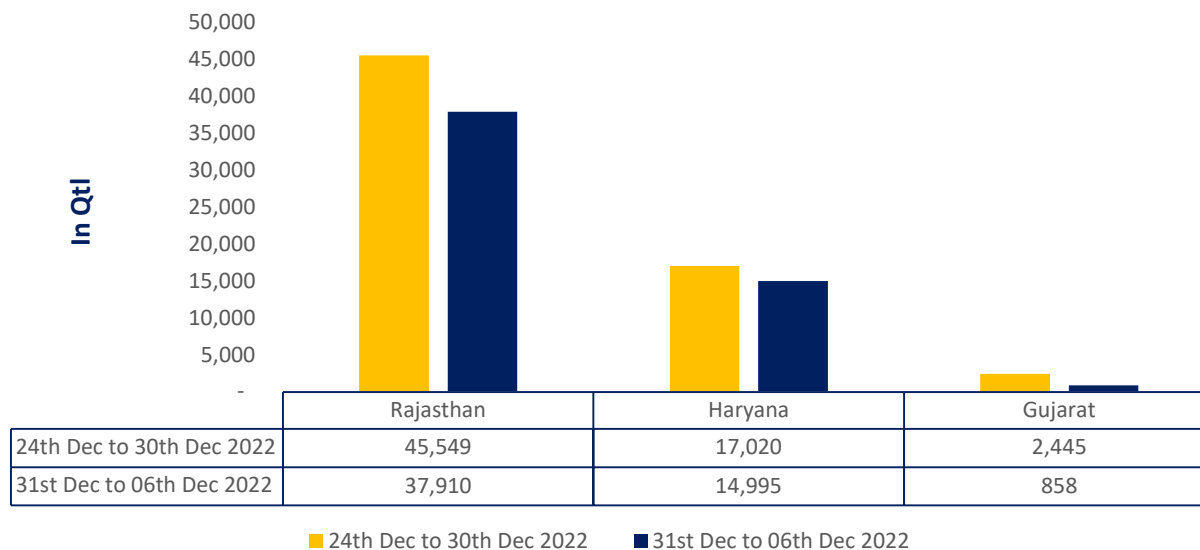
During the week under review, weekly average prices of guar gum went up marginally by 0.13% at INR 12,667/qtl. vs previous week at INR 12,650/qtl. in tandem with guar seed prices.



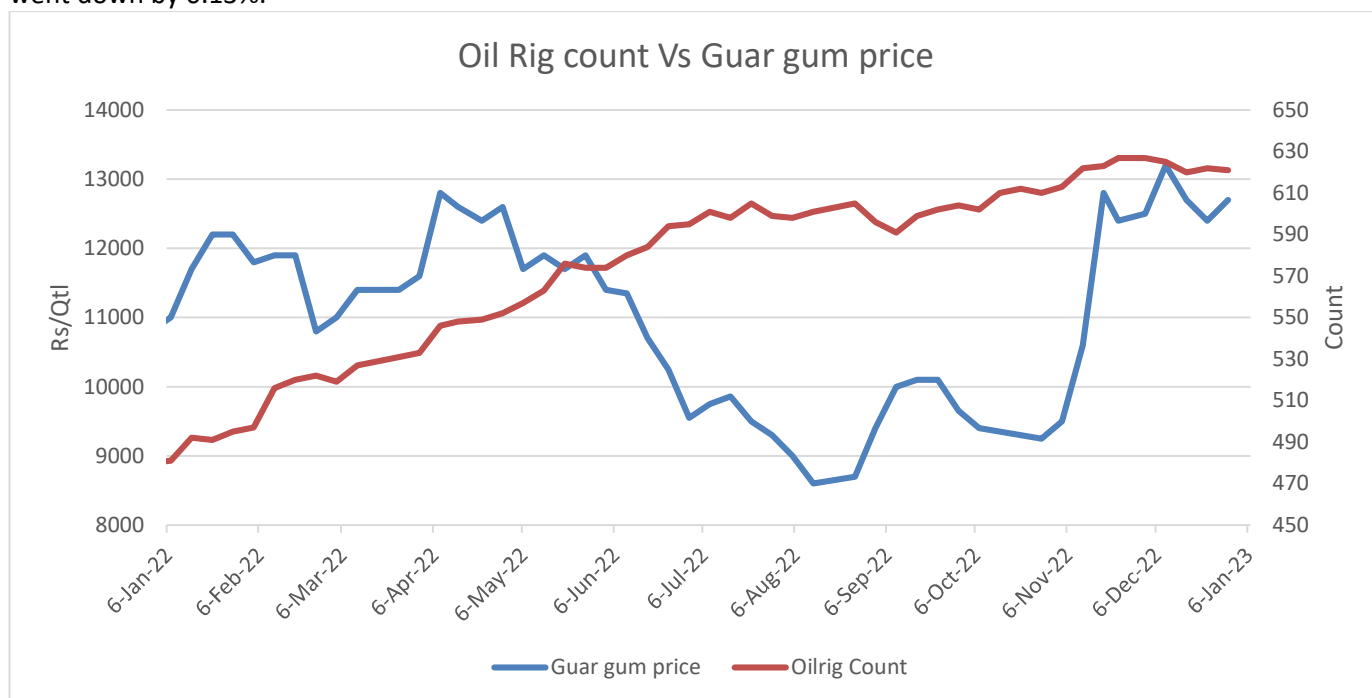
Guar seed arrivals

Overall Guar seed arrivals went down by 17% at 53,763 qtl. during the week under review as compared to 65,014 qtl. in the previous week. In Rajasthan, the arrivals went down by 17%, while in Haryana it went down by 12% as compared to previous week. The arrivals went down as farmers are reluctant to offload their stocks in anticipation of better prices in future.

Guar Seed Arrival This Week Vs Previous week



Oil Rig count Vs Guar gum price : As on 06th Feb '2023, as per data released by Baker Hughes, the number of oilrigs in USA decreased by 3 at 618 as compared to the previous week at 621, while the guar gum weekly prices went down by 0.13%.



Guar Split Exports:

India's Guar split exports increased in the month of November '2022 by 18% to 4,500 MT as compared to 3,800 MT previous month. While, the Guar split shipments went up by 72% in November '22 compared to the same period last year. Out of the total exports, around 2,900 MT (64.44%) was bought by China, 900 MT (20%) bought by the USA, 580 MT (12.89%) by Canada and 120 MT (2.67%) bought by Russia.

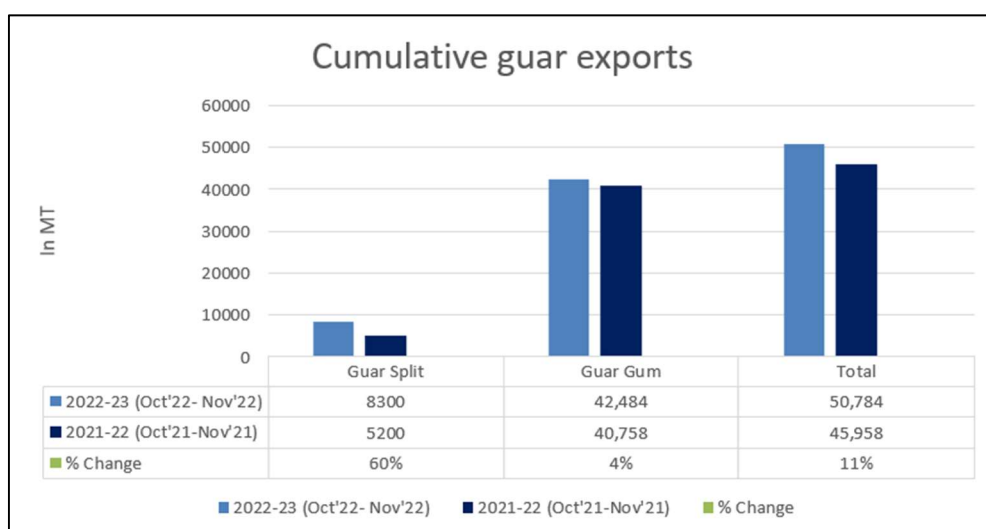
Country	Guar Split exported in Nov '22 (MT)	% Share
CHINA	2900	64.44%
USA	900	20.00%
CANADA	580	12.89%
RUSSIA	120	2.67%
Grand Total	4500	100.00%

Guar Gum Exports

India's Guar gum exports decreased in the month of November '2022 by 11% to 20,018 MT compared to 22,466 MT during previous month. However, the gum shipments went up by 15% in November 2022 compared to the same period last year. Out of the total exported quantity, around 7975 MT (39.84%) was bought by the US, Russia bought 2,776 MT (13.87%), Germany 1,650 MT (8.24%), China 852 MT (4.26%) and Canada 739 MT (3.69%). We expect Guar gum export in Dec '22 around 22,000-25,000 tonnes.

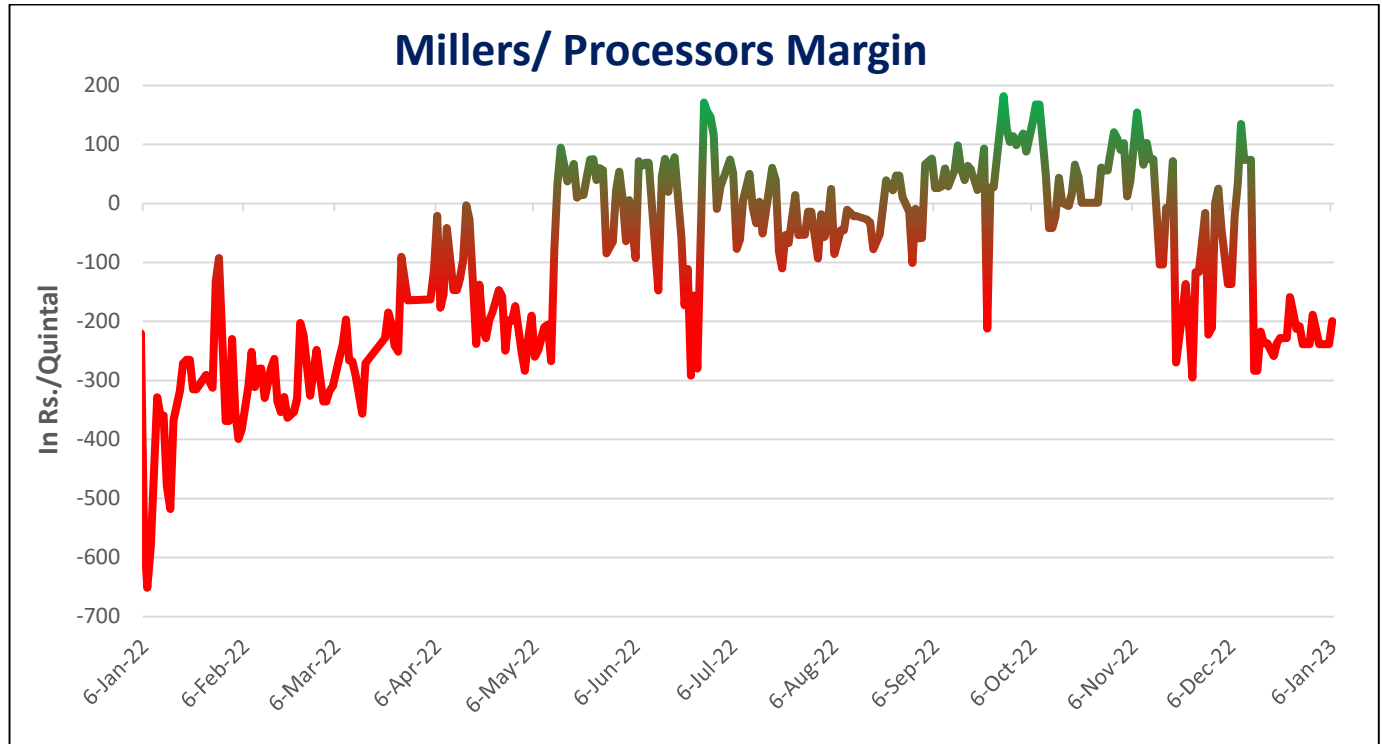
Countries	Guar gum exported in Nov '22(MT)	Guar gum export (% Share)
USA	7975	39.84%
RUSSIA	2776	13.87%
GERMANY	1650	8.24%
CHINA	852	4.26%
CANADA	739	3.69%
AUSTRALIA	621	3.10%
UNITED KINGDOM	441	2.20%
BRAZIL	434	2.17%
ITALY	417	2.08%
DOMINICAN REPUBLIC	378	1.89%
UAE	266	1.33%
POLAND	254	1.27%
TURKEY	227	1.13%
FRANCE	222	1.11%
THAILAND	219	1.10%
OTHERS	2546	12.72%
TOTAL	20018	100.00%

Total Cumulative Guar exports: Oct-Nov '22 went up by 11% to 0.50 Lakh tonnes as compared to 0.45 Lakh tonnes previous year same period.



Millers/Processors Margin

During the week under review, weekly average net crush margin of Guar seed went down at INR. -224/qtl. as compared to INR. -215/qtl. previous week amid firm guar seed prices and weak churi korma demand in the market.





Technical Analysis (Guar seed)

Commodity: Guar seed
Contract: Jan

Exchange: NCDEX
Expiry: Feb 20, 2023

Guar seed (Feb, Weekly Chart)



Violet histogram Indicates WTI crude oil Weekly price movement.

Technical Commentary:

- As seen in above chart during the week under review market is trading above 9,18,50 and 100 DMA indicating strong sentiments.
- During the week, Guar seed went down marginally by 0.53% and closed at 6,046 , made low at 5,918 and a high of 6,115.
- As per weekly chart, MACD is showing positive momentum.
- RSI is near 60, indicating firm buying strength.

Weekly Supports & Resistances			S1	S2	PCP	R1	R2
Guar seed	NCDEX	Feb	5870	5700	6046	6300	6400
			Call	Entry	T1	T2	SL
Guar seed	NCDEX	Feb	BUY	6000	6100	6200	5900

Technical Analysis (Guar gum)

Commodity: Guar gum
Contract: Jan

Exchange: NCDEX
Expiry: Feb 20, 2023

Guar gum (Feb, Weekly Chart)



Voilet histogram Indicates WTI crude oil weekly price movement.

Technical Commentary:

- As seen in above chart during the week under review, market is trading well above 9,18, 50 and 100 DMA, indicating bullish market sentiments.
- During the week, Guar gum went down marginally by 0.9%, market made low at 12,765, high at 13,019 and closed at 12,765.
- As per weekly chart, MACD is showing positive momentum.
- RSI is near 70, indicating firm buying strength.

Weekly Supports & Resistances			S1	S2	PCP	R1	R2
Guar gum	NCDEX	Feb	12300	12150	12765	13300	13450
Weekly Trade Call			Call	Entry	T1	T2	SL
Guar gum	NCDEX	Feb	BUY	12700	13100	13200	12600

Guar by – Products Weekly Average Prices:				
Commodity	Centre	31st Dec to 06th Dec 2022	24th Dec to 30th Dec 2022	Change
Churi	Jodhpur	2100	2075	25
Korma	Jodhpur	3000	2625	375
Prices in Rs/75 kg				

Guar Seed Weekly Average Prices:					
Commodity	District	Centre	Weekly Prices (Average) (Rs/Qtl)		Change
Guar Seed			31st Dec to 06th Dec 2022	24th Dec to 30th Dec 2022	
Rajasthan	Jodhpur	Jodhpur (Loose)	5975	5950	25
		Jodhpur(Delivery)	6274	6248	26
	Sri-Ganganagar	Sri-Ganganagar(Loose)	5758	5750	8
		Sri-Ganganagar (Delivery)	5908	5900	8
		Rawla (Loose)	5706	5739	-33
		Gharsana (Loose)	-	5650	-
		Raisinghnagar (Loose)	5729	5766	-37
	Bikaner	Bikaner (Loose)	5721	5763	-42
		Bikaner (Delivery)	6007	6051	-44
		Nokha(Loose)	5717	5796	-79
		Nokha (Delivery)	6003	6086	-83
		Khajuwala (Loose)	5775	5858	-83
		Khajuwala (Delivery)	6064	6151	-88
		Lunkaransar (Loose)	6029	6038	-9
	Hanumangarh	Hanumangarh (Loose)	5667	5683	-17
		Hanumangarh (Delivery)	5950	5968	-18
		Nohar (Loose)	5717	5733	-16
		Pilibanga (Loose)	5711	5739	-27
	Nagaur	Nagaur (Loose)	5621	5697	-76
	Churu	Churu (Delivery)	5883	5933	-50
	Alwar	Alwar (Loose)	5625	5700	-75
Haryana	Hisar	Adampur (Loose)	5732	5770	-38
		Adampur (Delivery)	6018	6059	-40
	Bhiwani	Bhiwani (Delivery)	5867	5813	54
		Siwani (Loose)	5817	5854	-38
	Sirsa	Sirsa (Loose)	5751	5718	33
		Dhabwali (Loose)	5775	5743	32
		Dhabwali (Delivery)	6064	6031	33

		Ellanabad (Loose)	5703	5721	-18
	Fatehabad	Fatehabad (Loose)	5467	5517	-50
Gujarat	Banaskantha	Deesa (Loose)	-	5648	-
	Patan	Patan (Loose)	5670	5583	87
	Rajkot	Rajkot (Loose)	5788	5835	-48
	Jamnagar	Dhrol (Loose)	-	5500	-
Madhya Pradesh	Gwalior	Dabra (Loose)	-	-	-
Guar Gum					
Rajasthan	Jodhpur	Jodhpur	12667	12650	17
	Alwar	Alwar	12750	12800	-50
	Hanumangarh	Nohar	-	-	-
Haryana	Bhiwani	Bhiwani	12608	12565	43
	Sirsa	Sirsa	12583	12683	-100
		Dhabwali	12583	12742	-158
		Ellanabad	12540	12683	-143
	Fatehabad	Fatehabad	12583	12683	-100

Guar Cumulative Arrivals in Key Centers:

Commodity	District	Centre	Weekly Arrivals (Quintals)		Change
Guar Seed			31st Dec to 06th Dec 2022	24th Dec to 30th Dec 2022	
Rajasthan	Jodhpur	Jodhpur	1250	1300	-50
	Sri-Ganganagar	Sri-Ganganagar	1650	1200	450
		Rawla	1190	1445	-255
		Gharsana	0	550	-550
		Raisinghnagar	1400	1700	-300
	Bikaner	Bikaner	7500	8200	-700
		Nokha	6700	9500	-2800
		Khajuwala	8000	9500	-1500
		Lunkaransar	4300	6100	-1800
	Hanumangarh	Hanumangarh	375	385	-10
		Nohar	970	1061	-91
		Pilibanga	300	808	-508
	Nagaur	Nagaur	1725	2300	-575
	Churu	Churu	2550	1500	1050
	Alwar	Alwar	0	0	Unch
Haryana	Hisar	Adampur	5600	7000	-1400
	Bhiwani	Bhiwani	1500	500	1000
		Siwani	3100	3500	-400
	Sirsa	Sirsa	2250	2300	-50



		Dhabwali	915	625	290
		Ellanabad	1330	2795	-1465
	Fatehabad	Fatehabad	300	300	Unch
Gujarat	Banaskantha	Deesa	0	549	-549
	Patan	Patan	83	144	-61
	Rajkot	Rajkot	775	1750	-975
	Jamnagar	Dhrol	0	2	-2
Madhya Pradesh	Gwalior	Dabra	0	0	Unch
Total Arrivals/Above Markets			53763	65014	-11251

Disclaimer

The information and opinions contained in the document have been compiled from sources believed to be reliable. The company does not warrant its accuracy, completeness and correctness. Use of data and information contained in this report is at your own risk. This document is not, and should not be construed as, an offer to sell or solicitation to buy any commodities. This document may not be reproduced, distributed or published, in whole or in part, by any recipient hereof for any purpose without prior permission from the Company. IASL and its affiliates and/or their officers, directors and employees may have positions in any commodities mentioned in this document (or in any related investment) and may from time to time add to or dispose of any such commodities (or investment). Please see the detailed disclaimer at <http://www.agriwatch.com/disclaimer.php> © 2023 Indian Agribusiness Systems Limited