

Maize-Weekly Fundamental Report

Contents

Weekly Digest and Outlook

Domestic Scenario

- Spot Market Supply and Arrivals
- Spot Price
- Technical Analysis (Domestic Market)
- Price Outlook for Coming Week
- Exports

International Scenario

CBOT

WEEKLY DIGEST AND OUTLOOK

During this week, quantity of arrivals in Gulabghat decreased slightly, whereas in Davangere, the quantity decreased by 43%.

During this week, corn on CBOT went up by 7.48 USD to 245.36 per MT for Jul'23 contract.

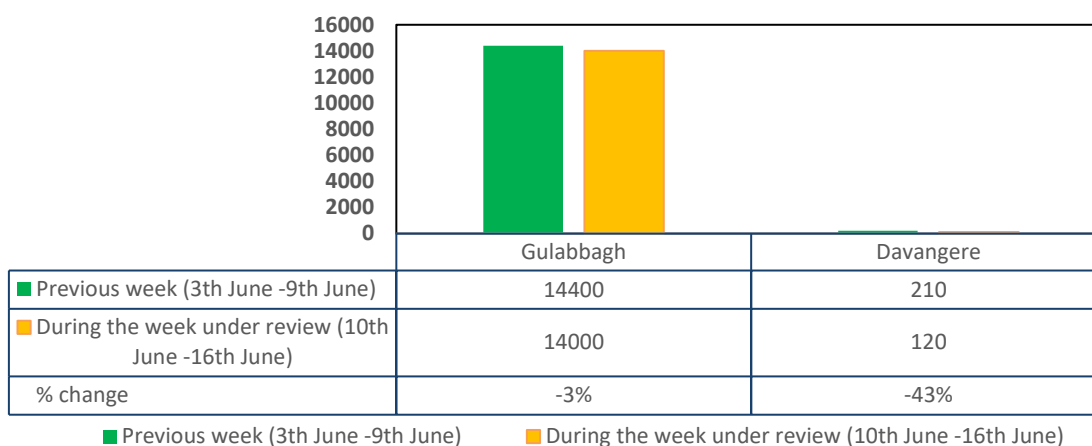
Outlook:

Prices are expected to remain rangebound during the next week.

DOMESTIC SCENARIO

New Rabi Arrivals/Supply in Market

Weekly Maize Arrivals (in tonnes)



During the week under review Gulababagh market witnessed a decrease of 3% in maize arrivals compared to the previous week, with a total of 14,000 tonnes received. However, the Davangere market will next start getting arrivals only when the kharif crop is ready. Currently, only 120 tonnes of arrivals were recorded this week, reflecting a decrease of 43% compared to the previous week's quantity of 210 tonnes.

Kharif Maize Sowing Updates

State	Area Covered		Difference in Area Over Last Year
	(Lakh Ha)		
As on 16 th June-2023	2023	2022	
Andhra.Pradesh	0.02	0	0.02
Gujarat	0.002	0.002	-0.003
Haryana	0.02	0.03	0.01
Himachal.Pradesh	2.38	2.3	2.38
Jammu..Kashmir.	1.241	1.098	-0.113
Karnataka	0.602	2.028	-1.508
Punjab	0.34	0.23	0.13
Rajasthan	0.006	0	-0.008
Tamil.Nadu	0.003	0.008	0
Uttar.Pradesh	0.576	0.301	-0.633
Uttarakhand	0.06	0.06	0.06
West.Bengal	0.003	0.004	-0.048
Others	-	-	-

Total	5.253	6.06	-0.024
--------------	--------------	-------------	---------------

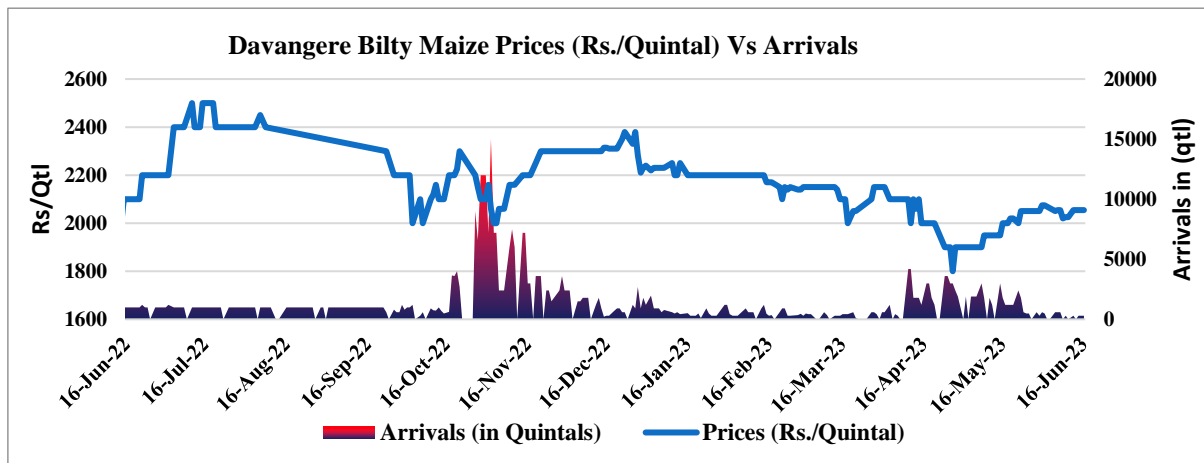
Source: NFSM

- As 'Biparjoy' cyclone passes toward northeast region of Rajasthan from southern and central part of the state there are chances of moderate to very heavy rainfall in Rajasthan and nearby region like southwest Uttar Pradesh during 19th and 20th June with 40-50 Kmph wind speed.
- As per NFSM GOI data, kharif Maize sowing reached up to 5.253 Lakh Ha. till 16th June, 2023 which is down by 13% as compare to same time last year. The delayed arrival of the monsoon in Kerala state and overall insufficient rainfall in the country have resulted in slow down the kharif sowing progress. This situation has raised concern about potential impact of El Nino on precipitation. Currently, there is 10 to 12 days lag in sowing across major kharif growing region and we can see from above table that maize sowing also down 13% compare to previous year.

Spot Price

During the week under review, market showed mixed sentiments. In most of the markets, prices keep steady to low amid decrease in buyer's interest, in Khanna market of Punjab loose maize weekly prices have gone down by Rs. 58/quintal to Rs. 1666 from last week's Rs. 1724 per quintal.

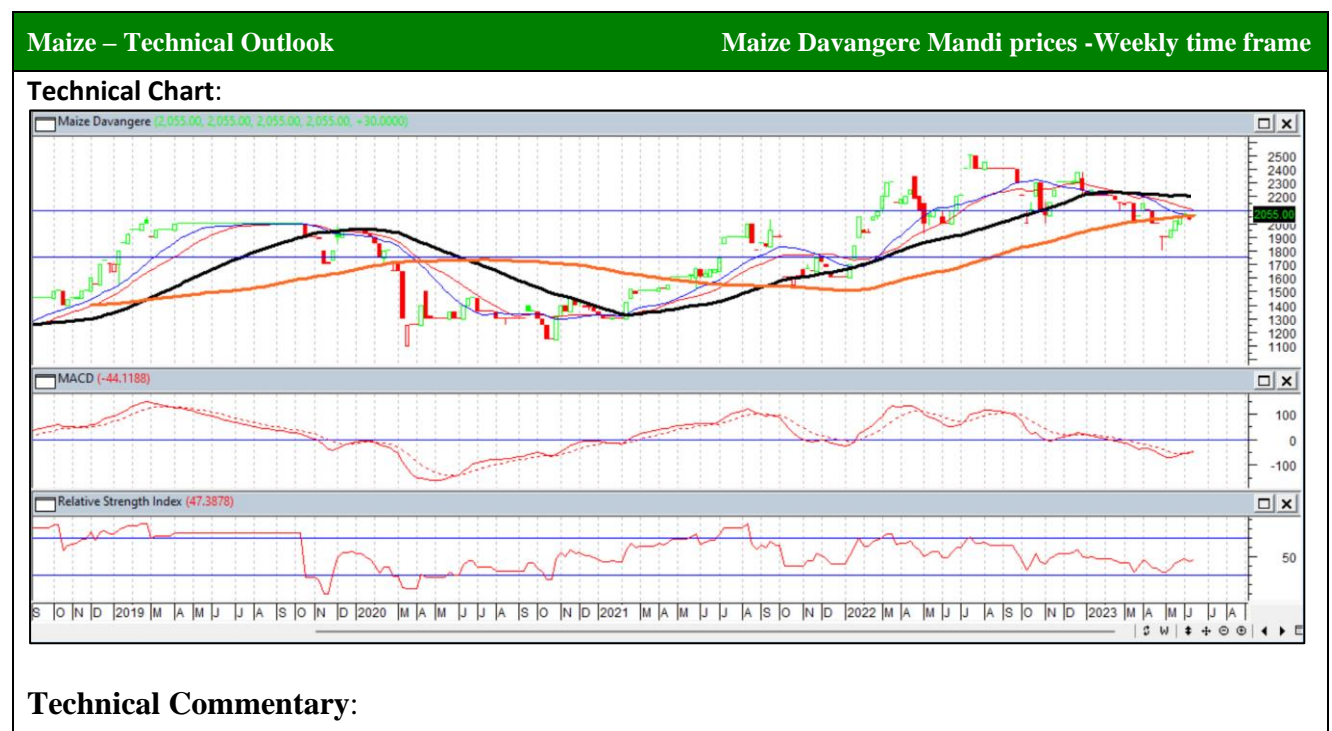
Maize (Corn)Weekly Prices:						
Market	Grade	16-Jun-23	09-Jun-23	16-May-23	15-Jun-22	15-Jun-21
Naugachia	Bilty	1650	1750	1775	2200	1450
Delhi	Hybrid Maize (U.P.)	1850	1950	1970	2125	1600
Davangere	Loose	2055	2025	2000	2100	1600
Shimoga	Bilty	1850	NR	1900	NR	NR
Ranebennur	Bilty	NR	NR	NR	2200	NR
Bagalkot	Hybrid/Local	2030	1970	2010	NR	NR
Gadag	Local	NR	1845	NR	1920	NR
Nizamabad	Bilty	NA	1900	1950	2150	1650
Khanna	Bilty	1700	1600	1900	1900	1400
Sangli	Feed	2162	2119	2122	2514	1900
Ahmedabad	Feed	2000	2000	1900	2330	1730
	Starch	2000	1990	2000	2390	1700



During the week under review, in Davangere, the average price per quintal of maize went slightly up from INR 2041 to INR 2050 per quintal. However, in Bengaluru, Namakkal and Chennai the average prices went down this week and in the Gulabbagh market, the average bilty prices remained unchanged at INR 2150 per quintal.

Technical Analysis (Domestic market)

(Based on Davangere mandi prices)



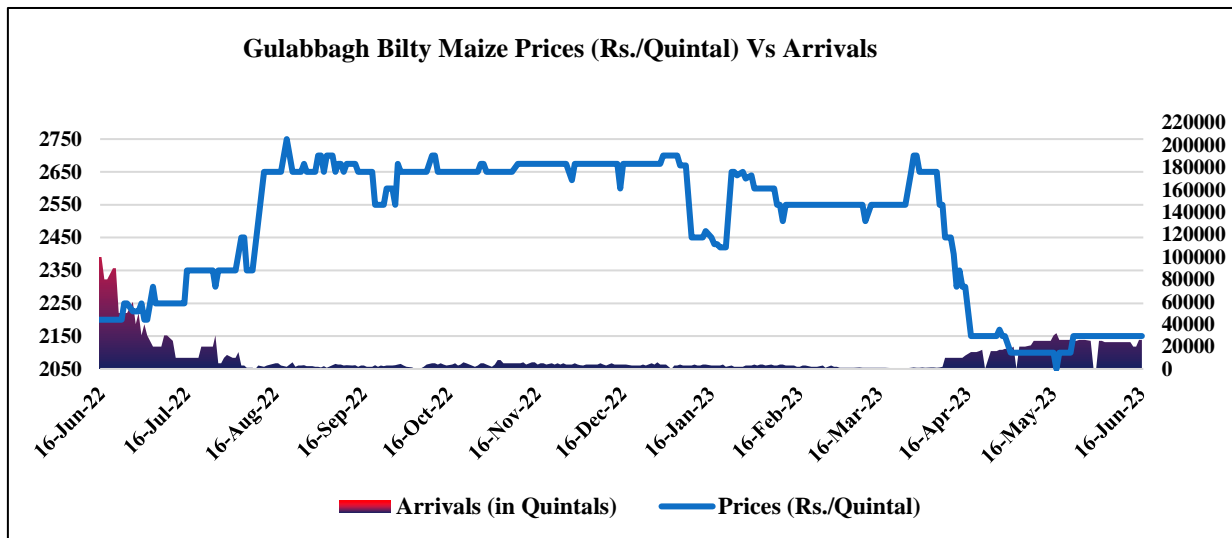
- During the week under review, market extended previous two week's gain and closed at 2075 levels.
- Market is currently trading below 50, 25, & 18 DMA which can be characterized as near-term resistance however, 100 DMA can be characterized as near-term support. Market made high of 2,075 and low of 2,050.
- Market is currently facing long-term support of 1,700-1800 and near-term resistance of 2,000-2,100.
- RSI has also improved to 48, indicating improved buying strength. MACD momentum is also improving.

Recommendation-

- Market participants are recommended to wait to sell above 2,100 in the short run.

Maize Price Outlook for coming week: Davangere Maize mandi prices are currently trading at INR. 2,055/qlt. and are expected to remain in the range of INR 1,800-2,100 in short run.

Maize Davangere Mandi Price Outlook (INR./Qtl)	Previous week 3 rd June'23 – 9 th June'23	Week under review 10 th June'23 – 16 th June'23	Next week 17 th June'23 – 23 th June'23
Weekly Average Price	2041	2055	1,800-2,100



Exports

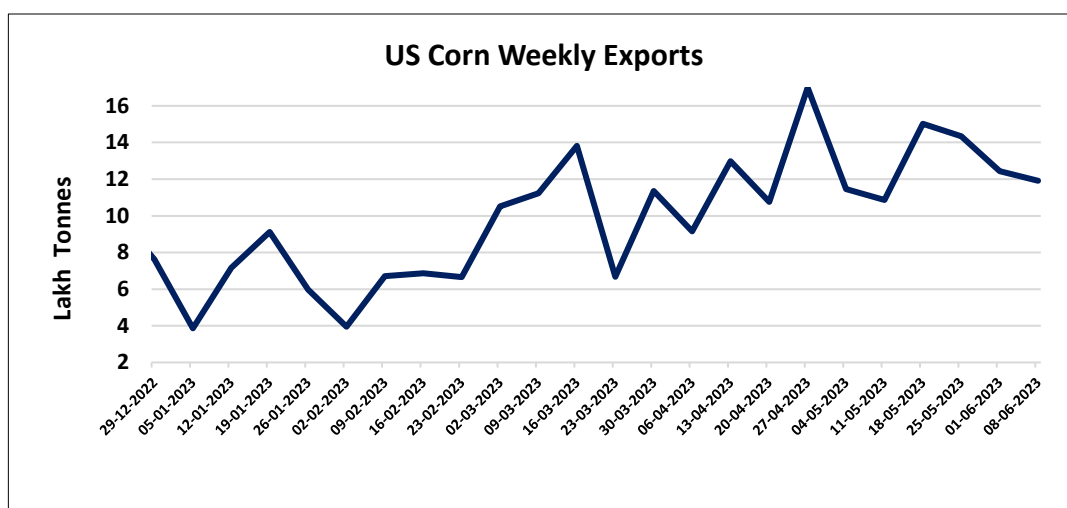
As per trade sources, India exported a total of 200,239.48 metric tons of maize in April 2023, at an average free on board (FOB) price of approximately 290.44 USD per metric ton. 3868.92 MT maize was exported to Bangladesh at an average FOB of 303.19 USD/MT however, 28458.84 MT maize to Nepal at an average FOB of 281.77 USD/MT.

Weekly Averages of FOB and C&F Rate to Thailand (\$1=Rs.82.28)

	Argentina	Brazil	US	India
FOB	274.33	239.33	290.67	253.29
C&F	324.33	294.33	350.67	288.29

INTERNATIONAL SCENARIO

In the 2022-23 Marketing Year, U.S. maize exports have reached 32.97 million metric tonnes (MMT), including 1.19 MMT exported from June 01 to June 08, 2023. Exports of 1,192,600 MT were down 4 percent from the previous week and 10 percent from the prior 4-week average. The destinations were primarily to Mexico (367,000 MT), Japan (304,500 MT), China (204,500 MT), Colombia (139,600 MT), and South Korea (67,600 MT).



Maize CBOT Weekly Futures Price Listing (USD/Ton)				
	Contract Month	16-Jun-23	09-June-23	Change
Corn CBOT Prices	Jul-23	245.36	237.88	7.48
	Sep-23	224.4	206.49	17.91
	Dec-23	226.17	208.85	17.32
	Mar-24	229.22	212.69	16.53

Corn on CBOT

During the week under review, corn on CBOT went up by 7.48 USD to 245.36 per MT this week for Jul'23 contract.

Disclaimer

The information and opinions contained in the document have been compiled from sources believed to be reliable. The company does not warrant its accuracy, completeness and correctness. Use of data and information contained in this report is at your own risk. This document is not, and should not be construed as, an offer to sell or solicitation to buy any commodities. This document may not be reproduced, distributed or published, in whole or in part, by any recipient hereof for any purpose without prior permission from the Company. IASL and its affiliates and/or their officers, directors and employees may have positions in any commodities mentioned in this document (or in any related investment) and may from time to time add to or dispose of any such commodities (or investment). Please see the detailed disclaimer at <http://www.agriwatch.com/disclaimer.php> © 2023 Indian Agribusiness Systems Ltd.