

***Domestic Fundamentals:***

- Steady to weak sentiments witnessed in key mentha spot markets last week.
- Weekly arrival of mentha oil recorded 1941 drums which is higher by 329 drums from last week.
- Prices are likely to move upto Rs 950-60 per quintal due to firm demand by traders.
- Daily around 150 drums are consuming at all India level as reported. Daily consumption of menthol declined from 200 drums due to weak demand
- According to trade sources, arrivals have declined in Chandausi market. Earlier traders estimated the total production in the range of 35000-37000 tons, which is likely to be reducing to 30000 tons by traders and cultivators for the current year. As per market sources, the overall production is still 70% lower from the previous year of 50,000 tons.

***Domestic trade Recommendation:***

Mentha Oil prices are expected to trade down due to higher arrivals at current levels. Prices should test 880-860/kg. One can make a sell position in Menthol with a Stop loss of 950-60.

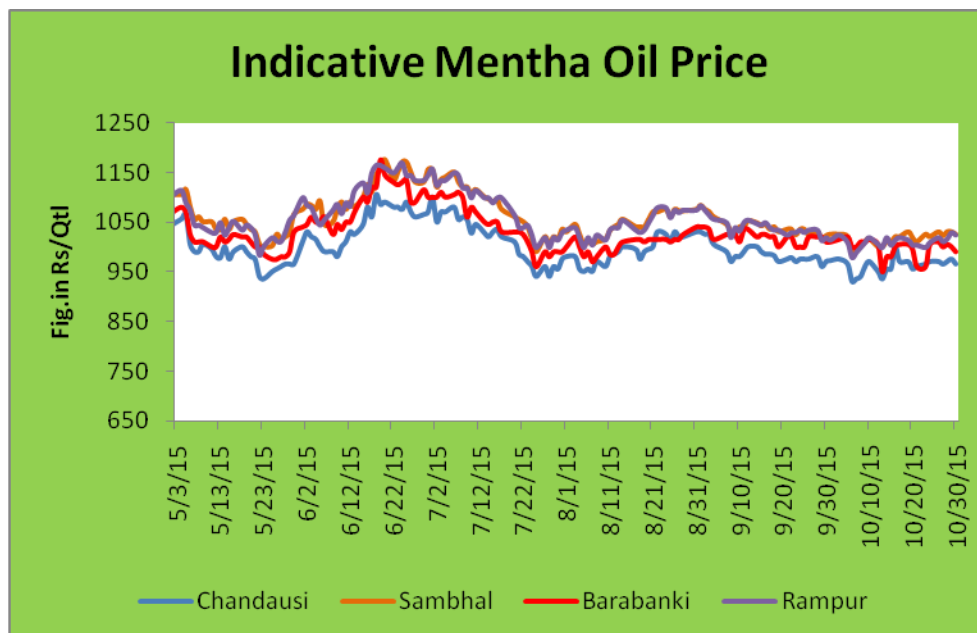
### Major Port from Mentha oil exported (17-23 Aug-2015):

Port	Quantity(Kgs)
HARASARU GARI ICD	86400
TUGHLAKABAD ICD	43400
JNPT SEA	39825
MORADABAD ICD	28800
MULUND ICD	28800
MUNDRA SEA	14400
PETRAPOLE LCS	2000
DELHI AIR	625
MUMBAI AIR	50
<b>Grand Total</b>	<b>244300</b>

### Major countries Import Mentha from India( 17-23 Aug):

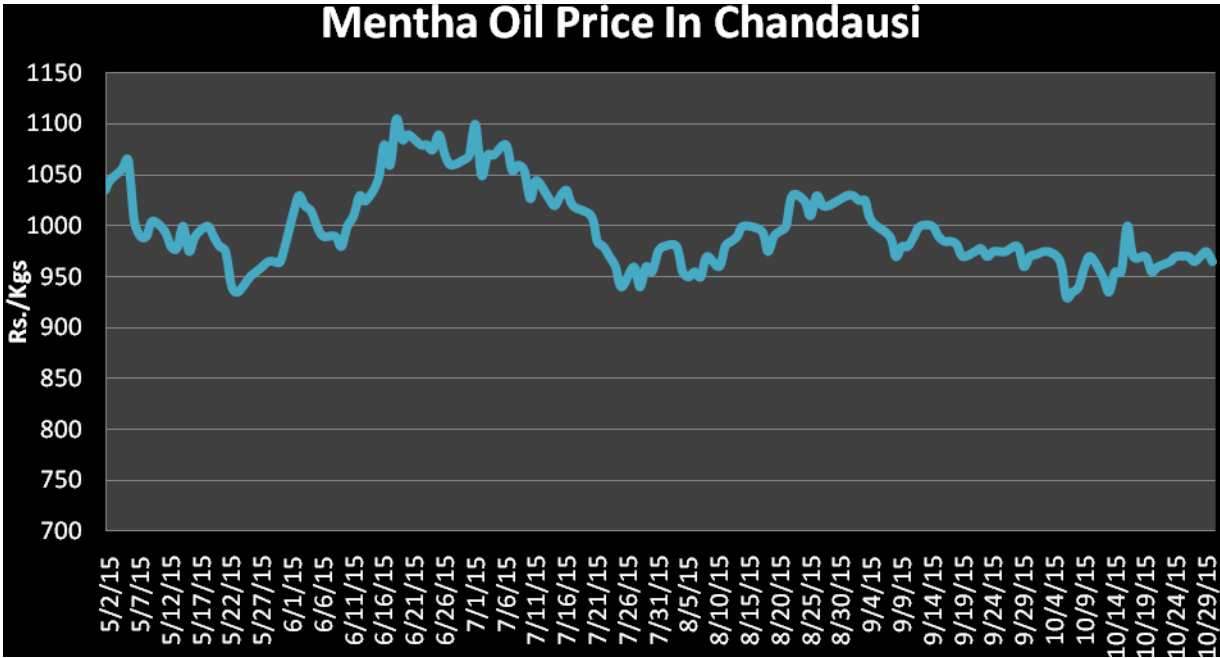
Country	Quantity(Kgs)	Average of FOB \$/Tonne
CHINA	180800	16516.82
SINGAPORE	43200	16220.85
NIGERIA	17400	15653.79
B'DESH	2025	16826.28
TRINIDAD	600	17180.09
INDONESIA	200	21895.58
SUDAN	50	29169.98
KENYA	25	22000.00
<b>Grand Total</b>	<b>244300</b>	<b>17518.83</b>

### Indicative Mentha Oil Price Trend:



Above given chart showed price of Mentha price in major spot markets, markets are moving in the range bound.

**Mentha Oil Spot Price Trend of Chandausi:**



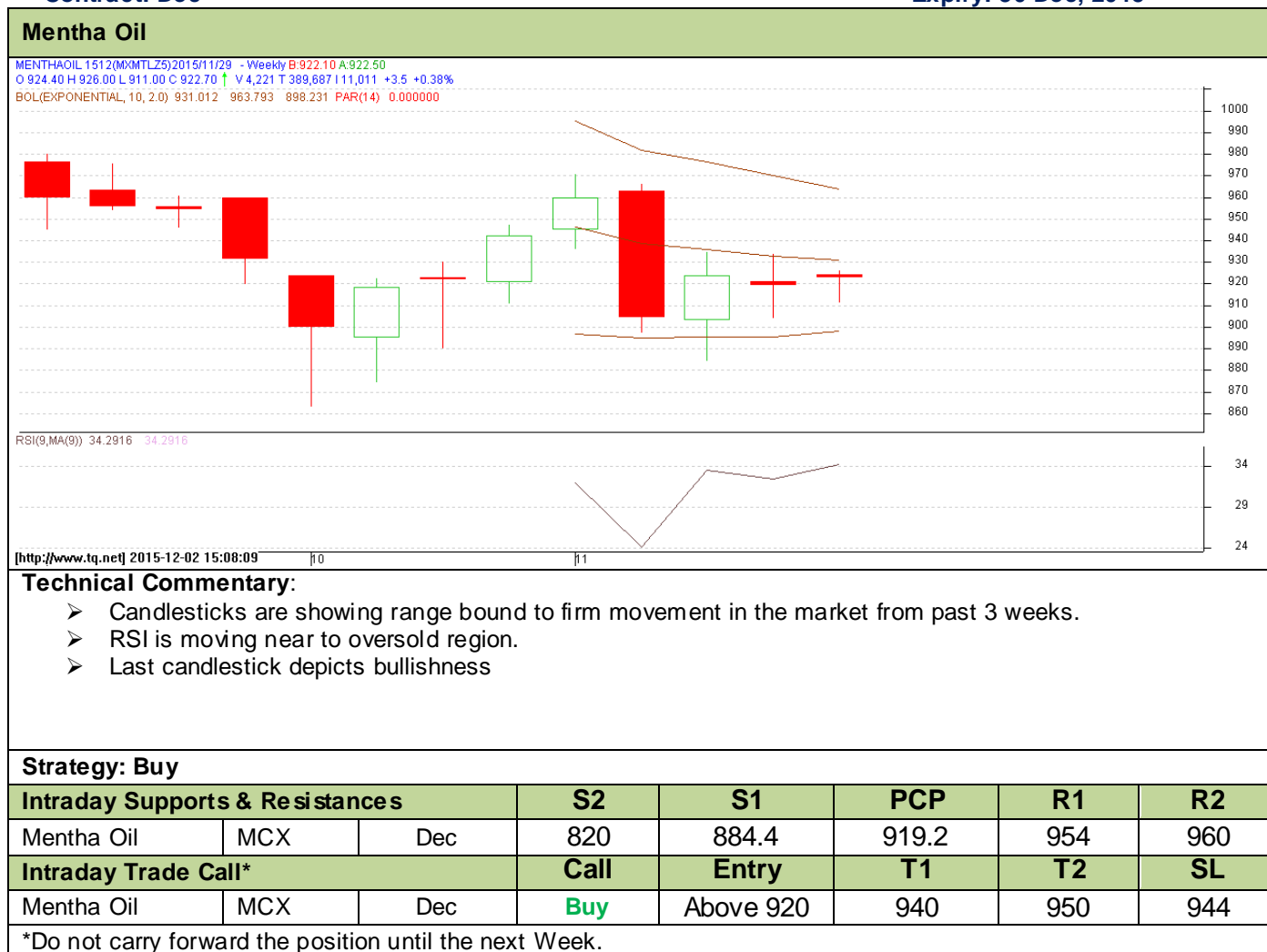
## Mentha Oil Technical Analysis (Weekly):-

Commodity: Mentha Oil

Contract: Dec

Exchange: MCX

Expiry: 30 Dec, 2015



**Mentha Oil Weekly Prices**

Commodity	Center	Mentha Oil		Change
		26-Nov-15	19-Nov-15	
Mentha Oil				
	Chandausi	985	990	-5
	Sambhal	1040	1030	10
	Barabanki	NR	1010	-
	Bareilly	955	960	-5
	Rampur	1036	1040	-4

Commodity	Center	DMO		Change
		26-Nov-15	19-Nov-15	
DMO				
	Chandausi	780	800	-20
	Sambhal	760	750	10

Commodity	Center	Flakes		Change
		26-Nov-15	19-Nov-15	
Flakes				
	Chandausi	1090	1085	5
	Sambhal	1075	1060	15

Commodity	Center	Crystal		Change
		26-Nov-15	19-Nov-15	
Crystal				
	Chandausi	1130	1120	10
	Sambhal	1105	1090	15

**Mentha Oil Weekly Sum Arrival**

Commodity	Center	Mentha Oil Arrival		Change
		26-Nov-15	19-Nov-15	
Mentha Oil				
	Chandausi	190	85	105
	Sambhal	790	390	400
	Barabanki	925	1100	-175
	Bareilly	9	8	1
	Rampur	27	29	-2
	<b>Total</b>	<b>1941</b>	<b>1612</b>	<b>329</b>

**Disclaimer**

The information and opinions contained in the document have been compiled from sources believed to be reliable. The company does not warrant its accuracy, completeness and correctness. Use of data and information contained in this report is at your own risk. This document is not, and should not be construed as, an offer to sell or solicitation to buy any commodities. This document may not be reproduced, distributed or published, in whole or in part, by any recipient here of for any purpose without prior permission from the Company. IASL and its affiliates and/or their officers, directors and employees may have positions in any commodities mentioned in this document (or in any related investment) and may from time to time add to or dispose of any such commodities (or investment). Please see the detailed disclaimer at <http://www.agriwatch.com/Disclaimer.php> © 2015 Indian Agribusiness Systems Pvt Ltd.