

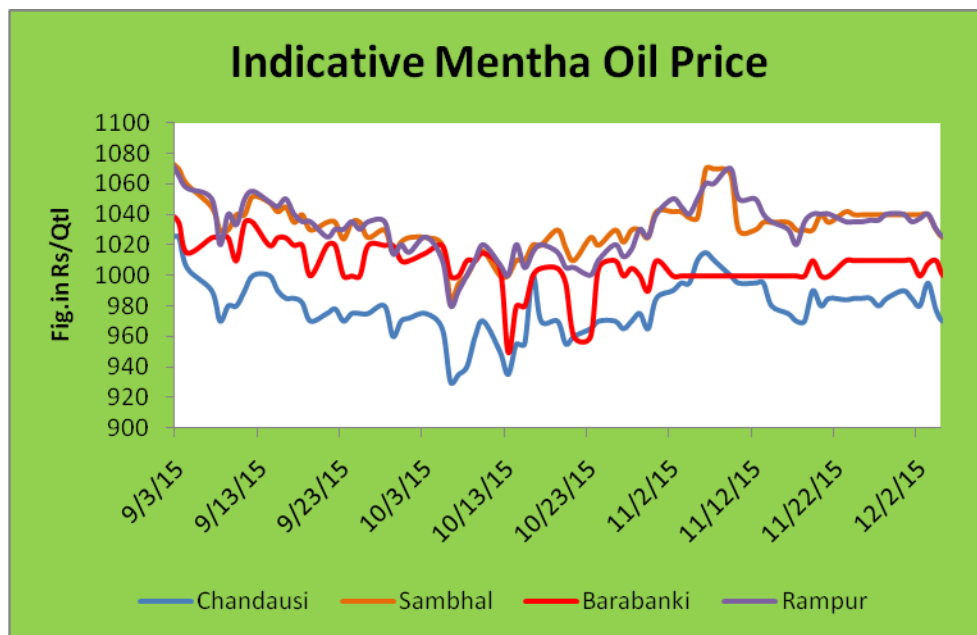
***Domestic Fundamentals:***

- Steady sentiments witnessed in key mentha spot markets last week.
- Weekly arrival of mentha oil recorded 2211 drums which is higher by 270 drums from last week.
- There is ample buying of mentha oil by retail investors which enable the market to move upward as reported.
- All flakes millers are running their plants at present due to good parity.
- Daily consumption at the all India level is around 200 drums, as reported.
- Prices are likely to move upto Rs 910-920 per quintal from where prices should move down.

***Domestic trade Recommendation:***

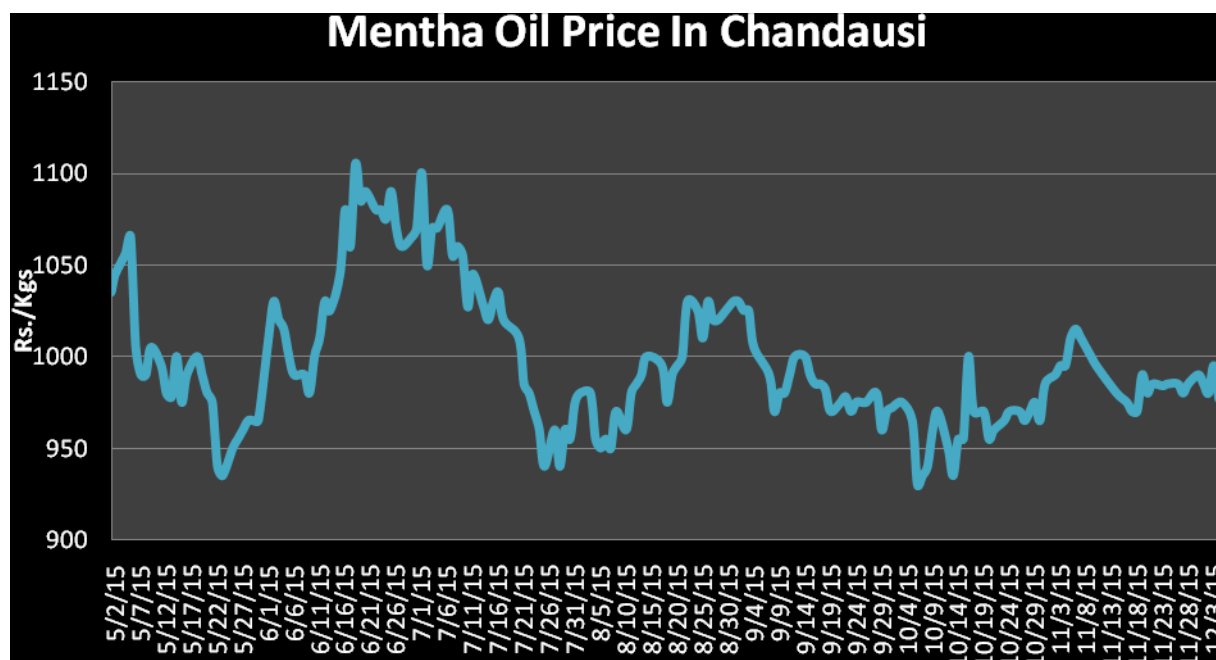
Mentha Oil prices are expected to trade down due to higher arrivals at current levels. Prices should test 910-920/kg. One can make a sell position in Menthol with a Stop loss of 928

Indicative Mentha Oil Price Trend:



Above given chart showed price of Mentha price in major spot markets, markets are moving in the range bound.

Mentha Oil Spot Price Trend of Chandausi:



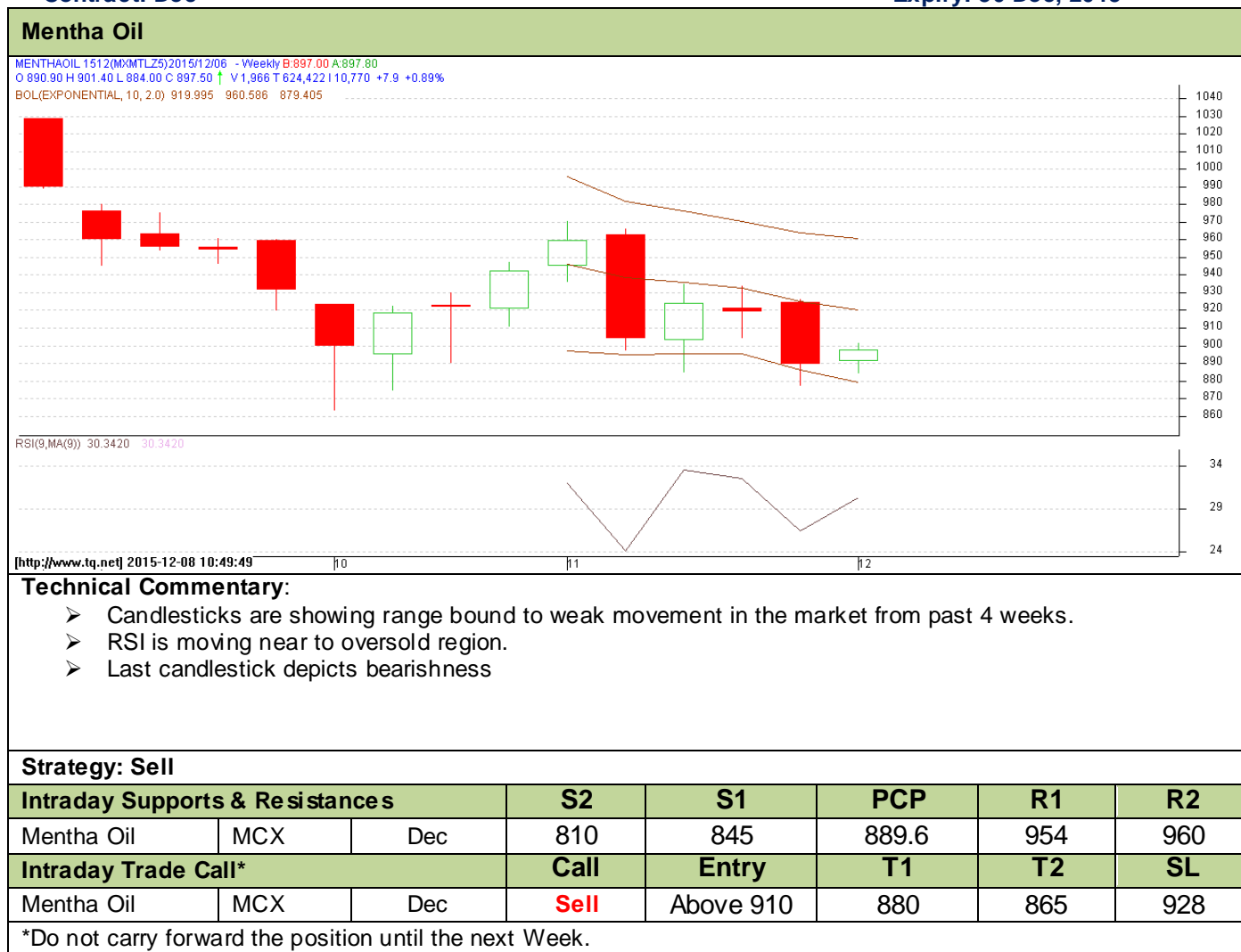
## Mentha Oil Technical Analysis (Weekly):-

Commodity: Mentha Oil

Contract: Dec

Exchange: MCX

Expiry: 30 Dec, 2015



## Mentha Oil Weekly Report 07<sup>th</sup> December- 2015

### Mentha Oil Weekly Prices

Commodity	Center	Mentha Oil		Change
		03-Dec-15	26-Nov-15	
Mentha Oil		995	985	10
	Chandausi	995	985	10
	Sambhal	1040	1040	Unch
	Barabanki	1008	NR	-
	Bareilly	955	955	Unch
	Rampur	1040	1036	4

Commodity	Center	DMO		Change
		03-Dec-15	26-Nov-15	
DMO		810	780	30
	Chandausi	810	780	30
	Sambhal	765	760	5

Commodity	Center	Flakes		Change
		03-Dec-15	26-Nov-15	
Flakes		1090	1090	Unch
	Chandausi	1090	1090	Unch
	Sambhal	1075	1075	Unch

Commodity	Center	Crystal		Change
		03-Dec-15	26-Nov-15	
Crystal		1145	1130	15
	Chandausi	1145	1130	15
	Sambhal	1110	1105	5

### Mentha Oil Weekly Sum Arrival

Commodity	Center	Mentha Oil Arrival		Change
		03-Dec-15	26-Nov-15	
Mentha Oil		214	190	24
	Chandausi	214	190	24
	Sambhal	600	790	-190
	Barabanki	1350	925	425
	Bareilly	9	9	Unch
	Rampur	38	27	11
	<b>Total</b>	<b>2211</b>	<b>1941</b>	<b>270</b>

**Disclaimer**

The information and opinions contained in the document have been compiled from sources believed to be reliable. The company does not warrant its accuracy, completeness and correctness. Use of data and information contained in this report is at your own risk. This document is not, and should not be construed as, an offer to sell or solicitation to buy any commodities. This document may not be reproduced, distributed or published, in whole or in part, by any recipient here of for any purpose without prior permission from the Company. IASL and its affiliates and/or their officers, directors and employees may have positions in any commodities mentioned in this document (or in any related investment) and may from time to time add to or dispose of any such commodities (or investment). Please see the detailed disclaimer at <http://www.agriwatch.com/Disclaimer.php> © 2015 Indian Agribusiness Systems Pvt Ltd.