

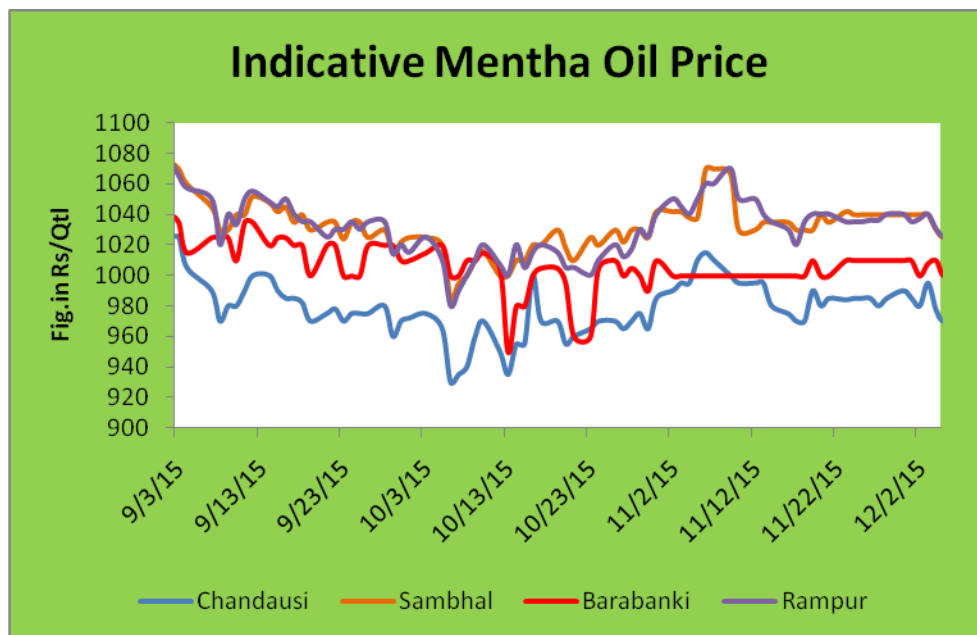
Domestic Fundamentals:

- Menthol prices are currently moving in a range with weak tone.
- Demand came at lower prices (~880) and became dull at higher prices (~920). Breach of the mentioned level either side will give any further direction in future.
- Weekly arrival of mentha oil recorded 1527 drums which is lower by 684 drums from last week.
- There is ample buying of mentha oil by retail investors which enable the market to move upward as reported.
- All flakes millers are running their plants at present due to good parity.
- Daily consumption at the all India level is around 200 drums, as reported.
- Prices are likely to move upto Rs 910-920 per quintal from where prices should move down.

Domestic trade Recommendation:

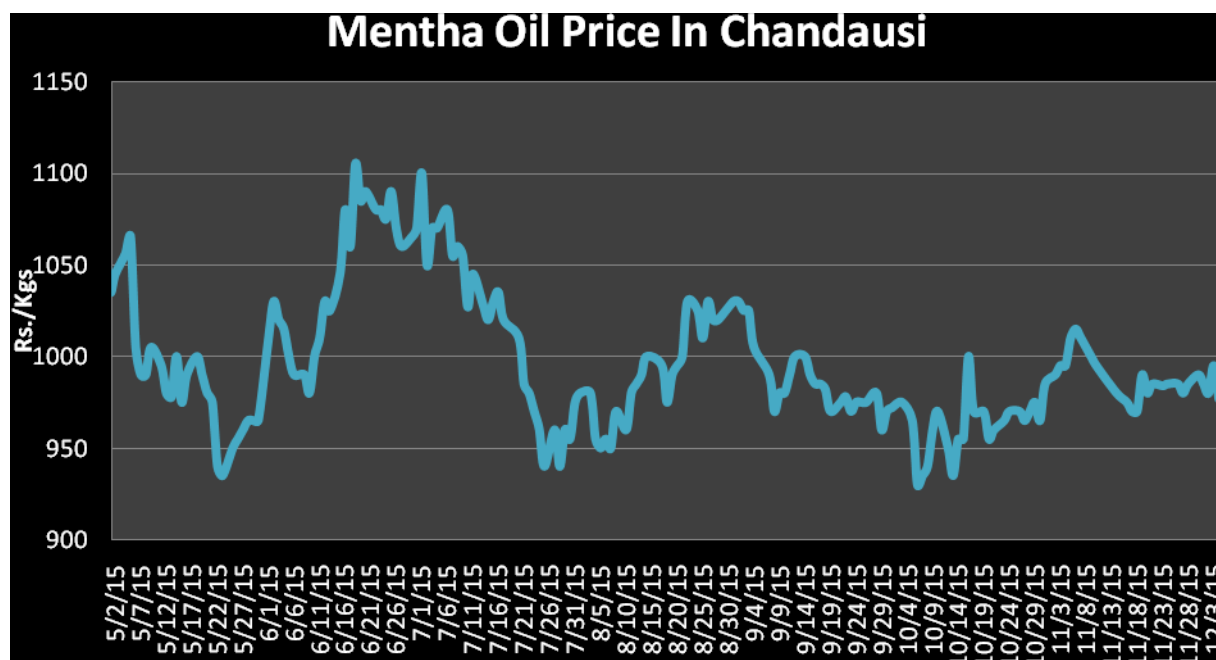
Mentha Oil prices are expected to trade down due to higher arrivals at current levels. Prices should test 910-920/kg. One can make a sell position in Menthol with a Stop loss of 928

Indicative Mentha Oil Price Trend:



Above given chart showed price of Mentha price in major spot markets, markets are moving in the range bound.

Mentha Oil Spot Price Trend of Chandausi:



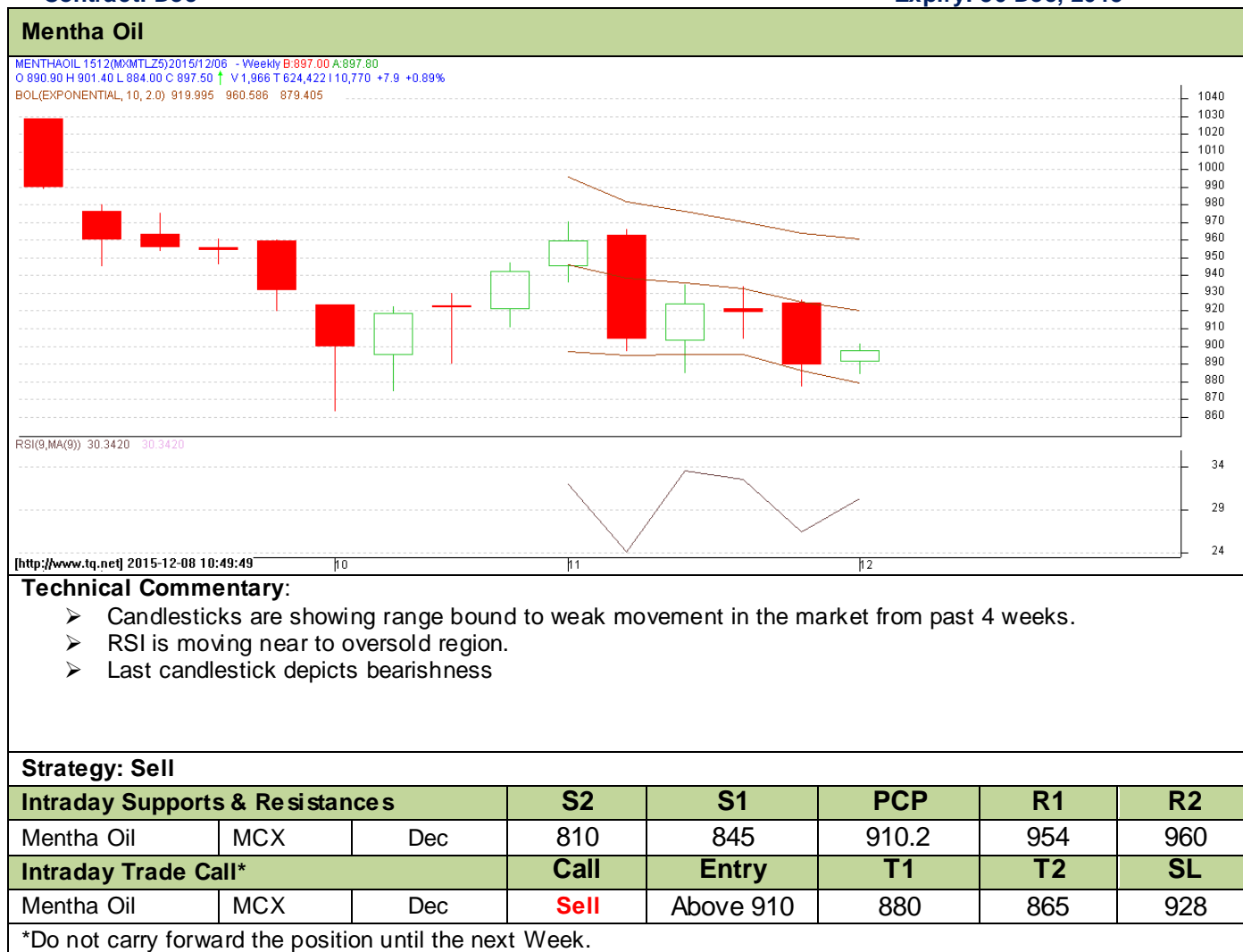
Mentha Oil Technical Analysis (Weekly):-

Commodity: Mentha Oil

Contract: Dec

Exchange: MCX

Expiry: 30 Dec, 2015



Mentha Oil Weekly Report 14th December- 2015

Mentha Oil Weekly Prices

Commodity	Center	Mentha Oil		Change
		10-Dec-15	03-Dec-15	
Mentha Oil		980	995	-15
	Chandausi	980	995	-15
	Sambhal	1040	1040	Unch
	Barabanki	1000	1008	-8
	Bareilly	950	955	-5
	Rampur	1038	1040	-2

Commodity	Center	DMO		Change
		10-Dec-15	03-Dec-15	
DMO		780	810	-30
	Chandausi	780	810	-30
	Sambhal	763	765	-2

Commodity	Center	Flakes		Change
		10-Dec-15	03-Dec-15	
Flakes		1085	1090	-5
	Chandausi	1085	1090	-5
	Sambhal	1072	1075	-3

Commodity	Center	Crystal		Change
		10-Dec-15	03-Dec-15	
Crystal		1130	1145	-15
	Chandausi	1130	1145	-15
	Sambhal	1100	1110	-10

Mentha Oil Weekly Sum Arrival

Commodity	Center	Mentha Oil Arrival		Change
		10-Dec-15	03-Dec-15	
Mentha Oil		180	214	-34
	Chandausi	180	214	-34
	Sambhal	600	600	Unch
	Barabanki	700	1350	-650
	Bareilly	15	9	6
	Rampur	32	38	-6
	Total	1527	2211	-684

Disclaimer

The information and opinions contained in the document have been compiled from sources believed to be reliable. The company does not warrant its accuracy, completeness and correctness. Use of data and information contained in this report is at your own risk. This document is not, and should not be construed as, an offer to sell or solicitation to buy any commodities. This document may not be reproduced, distributed or published, in whole or in part, by any recipient here of for any purpose without prior permission from the Company. IASL and its affiliates and/or their officers, directors and employees may have positions in any commodities mentioned in this document (or in any related investment) and may from time to time add to or dispose of any such commodities (or investment). Please see the detailed disclaimer at <http://www.agriwatch.com/Disclaimer.php> © 2015 Indian Agribusiness Systems Pvt Ltd.