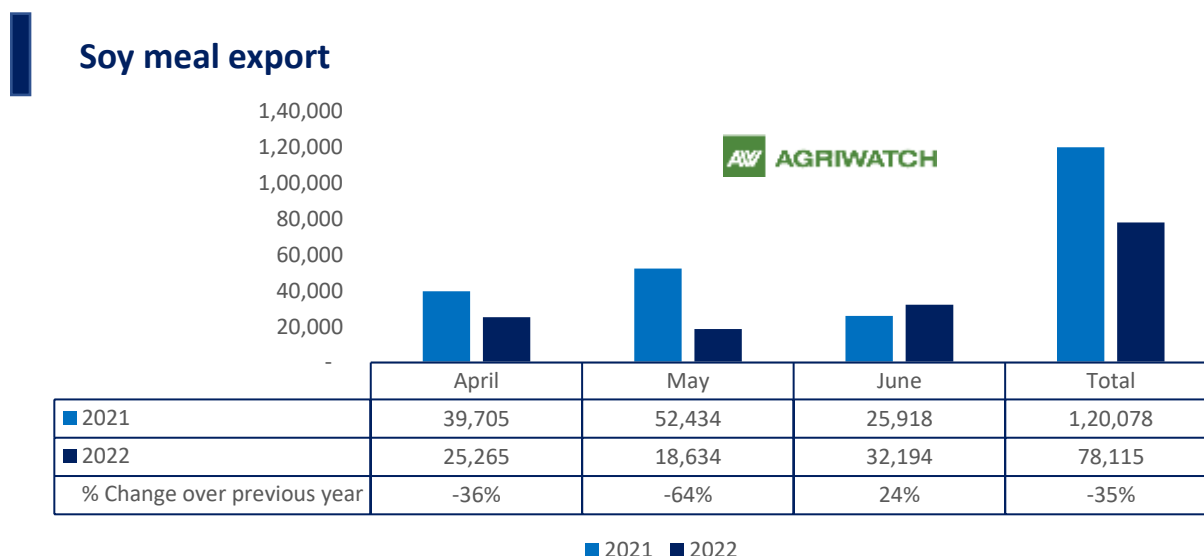
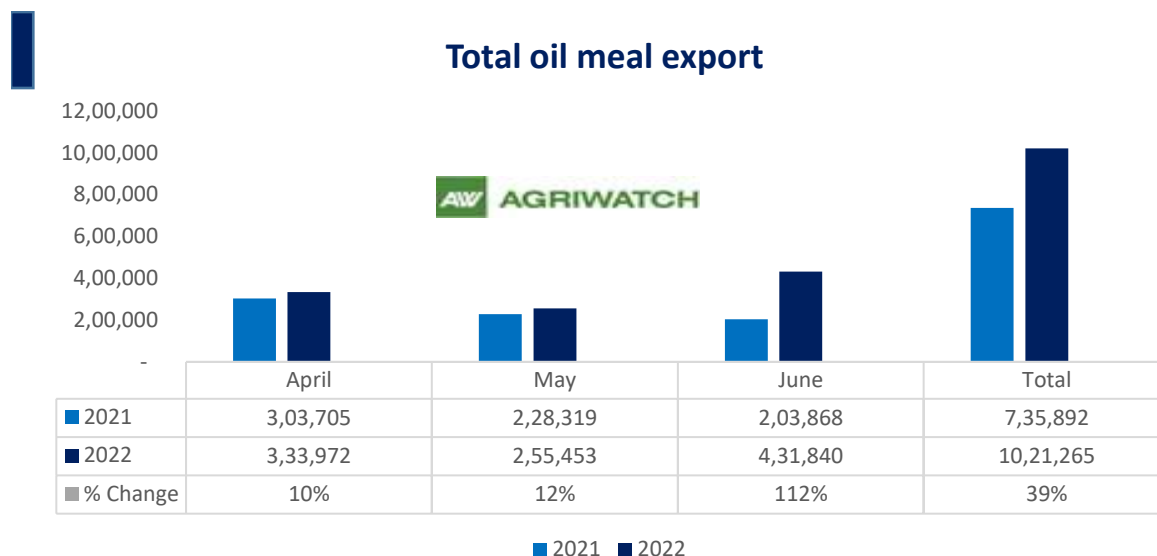


26 July, 2022

Soy Meal Fundamentals:

Todays Update- Soymeal Indore prices remained stable at Rs. 49,500/MT in tandem with soybean prices. In other markets too soybean meal traded with steady sentiments. Indore Soybean prices are currently 4% up MoM, 34% down YoY. Soymeal prices in the domestic market are expected to trade range bound with weak bias between 48,000-52,000 in near term tracking GM Soymeal import.



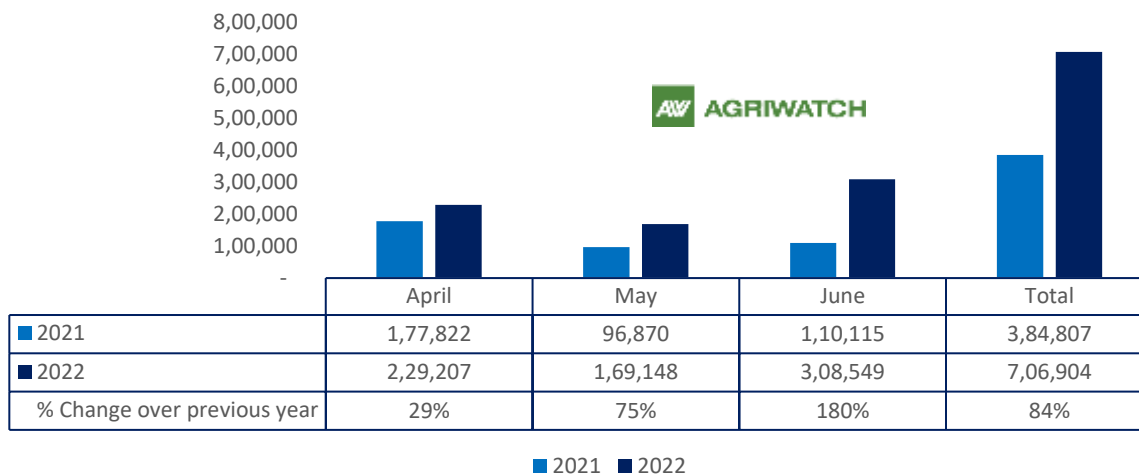
Total oil meal exports in April- June'22 went up by 39% to 10.21 Lakh tonnes vs 7.35 Lakh tonnes previous year same period. However, Soymeal exports went down by 35% to 0.78 Lakh tonnes in April-June'22 Vs 1.20 Lakh tonnes previous year same period. Soymeal exports went down due to over-priced Indian soymeal in the global markets. And during the first three months of the current financial year, there is a significant jump in export of rapeseed meal and reported at 706,904 tons compared to 384,807 tons i.e., up by 84%. And in June 22 exports recorded up by 180% to 3.08 Lakh tonnes vs 1.10 Lakh tonnes in the previous year same period. Upon record crop of rapeseed and crushing resulted in the highest processing, availability of rapeseed meal and export. Currently India is the most competitive supplier of rapeseed meal to South Korea, Vietnam, Thailand

26 July, 2022

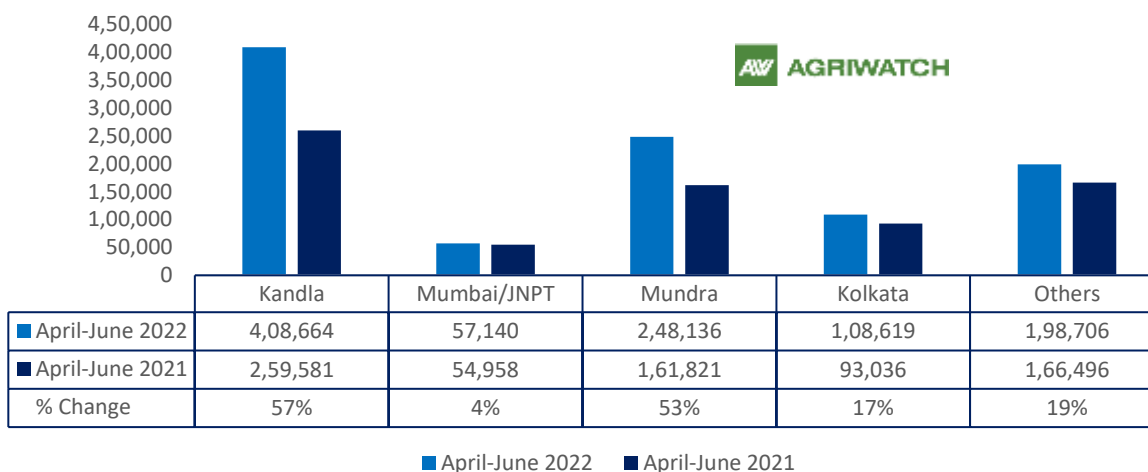
and other Far East Countries. In Upcoming months too, we expect good exports amid firm demand from South eastAsia.

USDA has slashed India's 2022-23 soymeal production by 1.96% MoM. However, soymeal production estimate is up by 3% as compared to previous year. Low soybean production estimates has lead to cut in soy meal production.

Rapeseed meal export



Port wise Oil meal export



26 July, 2022

Centres	Ex-factory rates (Rs/ton)			Parity To
	25-Jul-22	23-Jul-22	Change	
Indore - 45%, Jute Bag	49500	49500	Unch	Gujarat, MP
Kota - 45%, PP Bag	52000	52000	Unch	Rajasthan, Del, Punjab, Haryana
Dhulia/Jalna - 45%, PP Bag	54500	54500	Unch	Mumbai, Maharashtra
Nagpur - 45%, PP Bag	52500	52500	Unch	Chattisgarh, Orissa, Bihar, Bangladesh, AP, Kar, TN
Nanded	54500	54000	500	Andhra, AP, Kar, TN
Latur	55000	55000	Unch	-
Sangli	51500	51000	500	Local and South
Solapur	51500	52500	-1000	Local and South
Akola – 45%, PP Bag	50000	50000	Unch	Andhra, Chattisgarh, Orissa, Jharkhand, WB
Hingoli	55000	55500	-500	Andhra, Chattisgarh, Orissa, Jharkhand, WB
Bundi	51800	51800	Unch	-

Soy DOC at Ports			
Centers	Port Price		
	23-Jul-22	23-Jul-22	Change
Kandla (FOR) (INR/MT)	55000	55000	Unch
Kandla (FAS) (USD/MT)	680	680	Unch
CNF Indonesia – Yellow SBM (USD/MT)	NA	NA	-

Rapeseed Meal	23-Jul-22	23-Jul-22	Change
FAS Kandla (USD/MT)	275	275	Unch
FOR Kandla (Rs/MT)	20300	20300	Unch
FOR Mundra (Rs/MT)	NA	NA	-
CNF Indonesia (USD/MT)	NA	NA	-

International Soy DOC			
Argentina FOB USD/MT	23-Jul-22	23-Jul-22	Change

26 July, 2022

Soybean Pellets	Closed	Closed	-
Soybean Cake Flour	Closed	Closed	-
Soya Meal	Closed	Closed	-
Soy Expellers	Closed	Closed	-

Sunflower (DOC) Rates	Ex-factory rates (Rs/ton)		
Centers	25-Jul-22	23-Jul-22	Change
Adoni	40000	35000	5000
Khamgaon	NA	NA	-
Parli	NA	NA	-
Latur	39000	34000	5000

Groundnut Meal (Rs/MT)	25-Jul-22	23-Jul-22	Change
Basis 45%, Saurashtra	31000	31000	Unch
Basis 40%, Saurashtra	28000	28000	Unch
GN Cake, Gondal	32000	32000	Unch

Mustard DOC	25-Jul-22	23-Jul-22	Change
Jaipur (Plant delivery)	19200	20500	-1300
Kandla (FOR Rs/MT)	20000	21000	-1000

Mumbai Oil Meal Quotes:			
Rs/M.T.	25-Jul-22	23-Jul-22	Change
G.N. Extr (45%)	32500	32000	500
Kardi Extr	NA	NA	-
Undec Cottonseed Exp	32500	32500	Unch
Rice Bran Extr.	NA	NA	-
Sunflower Extr.	30000	30500	-500
Rapeseed Extr.	NA	NA	-
Soymeal 48%	51913	51913	Unch
Castor Extr.	11650	11850	-200

Disclaimer

The information and opinions contained in the document have been compiled from sources believed to be reliable. The company does not warrant its accuracy, completeness and correctness. Use of data and information contained in this report is at your own risk. This document is not, and should not be construed as, an offer to sell or solicitation to buy any commodities. This document may not be reproduced, distributed or published, in whole or in part, by any recipient hereof for any purpose without prior permission from the Company. IASL and its affiliates and/or their officers, directors and employees may have positions in any commodities mentioned in this document (or in any related investment) and may from time to time add to or dispose of any such commodities (or investment). Please see the detailed disclaimer at <http://www.agriwatch.com/disclaimer.php> © 2022 Indian Agribusiness Systems Limited