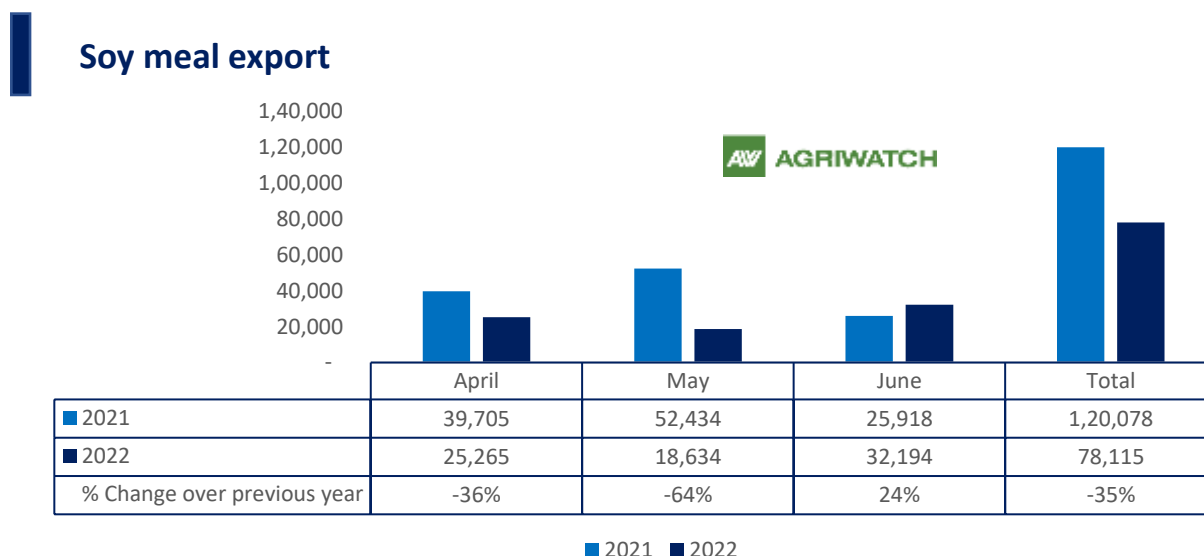
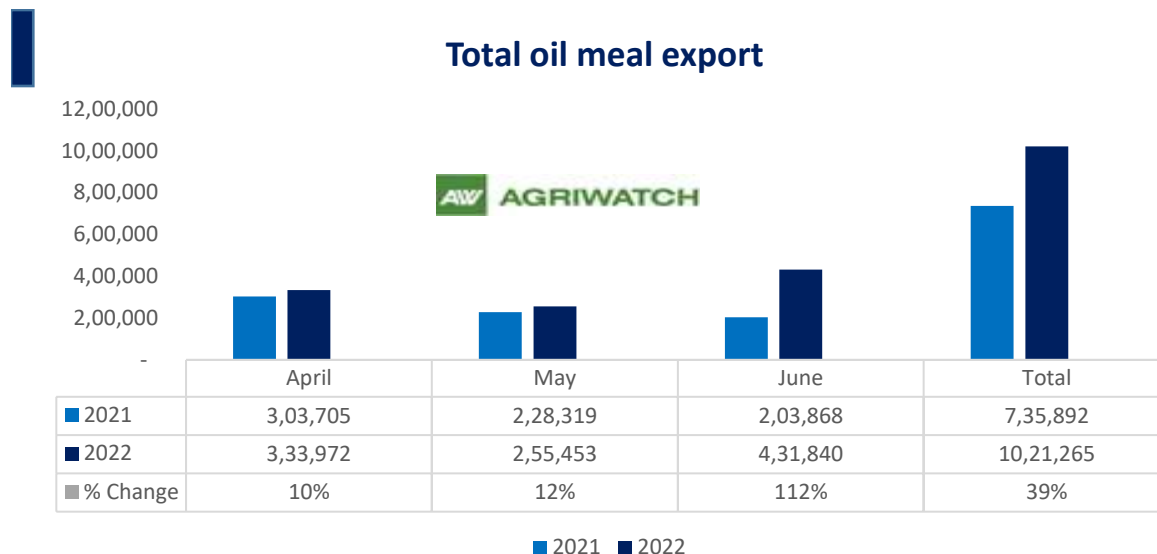


27 July, 2022

Soy Meal Fundamentals:

Todays Update- Soymeal Indore prices remained stable at Rs. 49,500/MT in tandem with soybean prices. In other markets too soybean meal traded with steady sentiments. Indore Soybean prices are currently 45% down YoY. Soymeal prices in the domestic market are expected to trade range bound with weak bias between 48,000-52,000 in near term tracking GM Soymeal import.



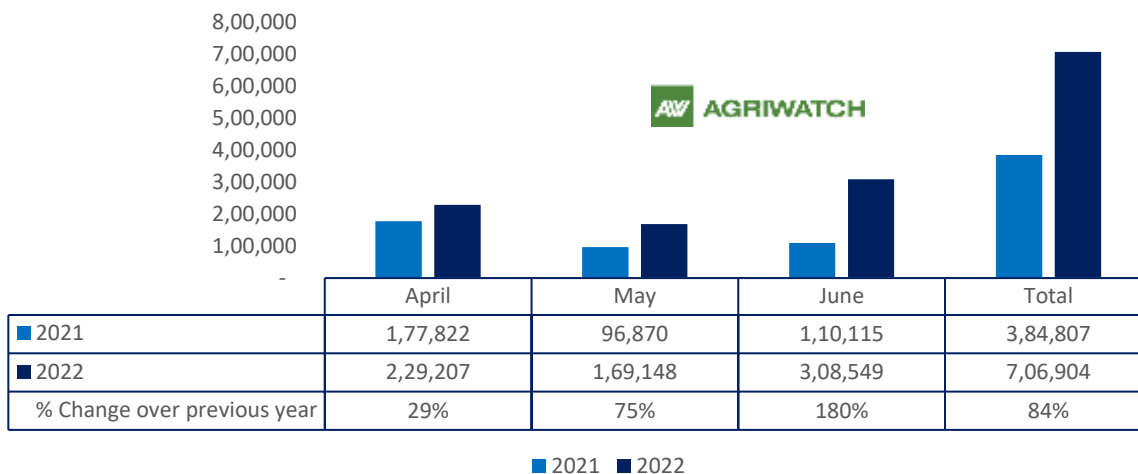
Total oil meal exports in April- June'22 went up by 39% to 10.21 Lakh tonnes vs 7.35 Lakh tonnes previous year same period. However, Soymeal exports went down by 35% to 0.78 Lakh tonnes in April-June'22 Vs 1.20 Lakh tonnes previous year same period. Soymeal exports went down due to over-priced Indian soymeal in the global markets. And during the first three months of the current financial year, there is a significant jump in export of rapeseed meal and reported at 706,904 tons compared to 384,807 tons i.e., up by 84%. And in June 22 exports recorded up by 180% to 3.08 Lakh tonnes vs 1.10 Lakh tonnes in the previous year same period. Upon record crop of rapeseed and crushing resulted in the highest processing, availability of rapeseed meal and export. Currently India is the most competitive supplier of rapeseed meal to South Korea, Vietnam, Thailand

27 July, 2022

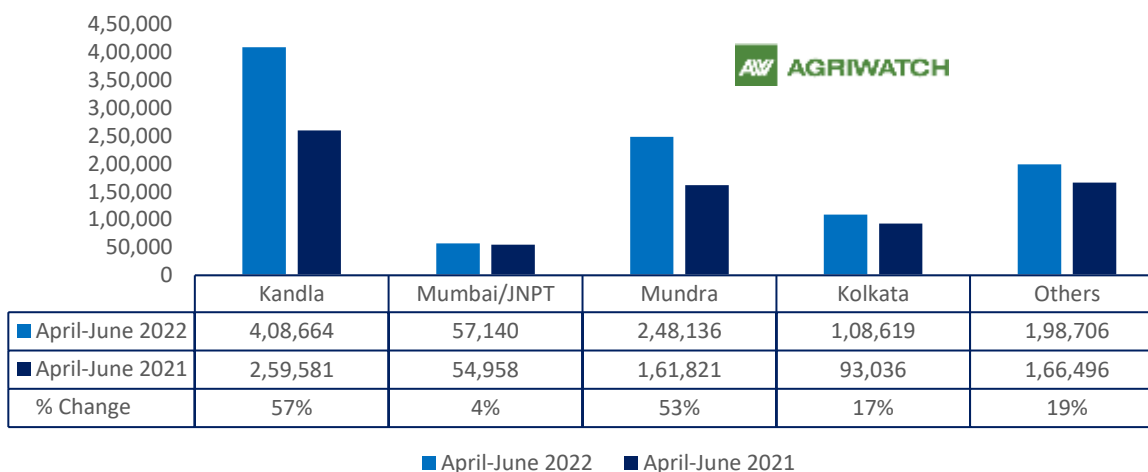
and other Far East Countries. In Upcoming months too, we expect good exports amid firm demand from South eastAsia.

USDA has slashed India's 2022-23 soymeal production by 1.96% MoM. However, soymeal production estimate is up by 3% as compared to previous year. Low soybean production estimates has lead to cut in soy meal production.

Rapeseed meal export



Port wise Oil meal export



Centres	Ex-factory rates (Rs/ton)			Parity To
	26-Jul-22	25-Jul-22	Change	
Indore - 45%, Jute Bag	49500	49500	Unch	Gujarat, MP
Kota - 45%, PP Bag	52000	52000	Unch	Rajasthan, Del, Punjab, Haryana
Dhulia/Jalna - 45%, PP Bag	54500	54500	Unch	Mumbai, Maharashtra
Nagpur - 45%, PP Bag	52500	52500	Unch	Chattisgarh, Orissa, Bihar, Bangladesh, AP, Kar, TN
Nanded	55000	54500	500	Andhra, AP, Kar ,TN
Latur	55000	55000	Unch	-
Sangli	51000	51500	-500	Local and South
Solapur	51500	51500	Unch	Local and South
Akola – 45%, PP Bag	50000	50000	Unch	Andhra, Chattisgarh, Orrisa,Jharkhand, WB
Hingoli	55000	55000	Unch	Andhra, Chattisgarh, Orrisa,Jharkhand, WB
Bundi	51800	51800	Unch	-

Soy DOC at Ports			
Centers	Port Price		
	25-Jul-22	25-Jul-22	Change
Kandla (FOR) (INR/MT)	54800	54800	Unch
Kandla (FAS) (USD/MT)	685	685	Unch
CNF Indonesia – Yellow SBM (USD/MT)	NA	NA	-

Rapeseed Meal	25-Jul-22	25-Jul-22	Change
FAS Kandla (USD/MT)	275	275	Unch
FOR Kandla (Rs/MT)	20200	20200	Unch
FOR Mundra (Rs/MT)	NA	NA	-
CNF Indonesia (USD/MT)	NA	NA	-

International Soy DOC			
Argentina FOB USD/MT	25-Jul-22	25-Jul-22	Change

27 July, 2022

Soybean Pellets	489	489	Unch
Soybean Cake Flour	489	489	Unch
Soya Meal	NR	NR	-
Soy Expellers	NR	NR	-

Sunflower (DOC) Rates	Ex-factory rates (Rs/ton)		
Centers	26-Jul-22	25-Jul-22	Change
Adoni	40000	40000	Unch
Khamgaon	NA	NA	-
Parli	NA	NA	-
Latur	39000	39000	Unch

Groundnut Meal (Rs/MT)	26-Jul-22	25-Jul-22	Change
Basis 45%, Saurashtra	31000	31000	Unch
Basis 40%, Saurashtra	28000	28000	Unch
GN Cake, Gondal	32000	32000	Unch

Mustard DOC	26-Jul-22	25-Jul-22	Change
Jaipur (Plant delivery)	19400	19200	200
Kandla (FOR Rs/MT)	20200	20000	200

Mumbai Oil Meal Quotes:			
Rs/M.T.	26-Jul-22	25-Jul-22	Change
G.N. Extr (45%)	32000	32500	-500
Kardi Extr	NA	NA	-
Undec Cottonseed Exp	32000	32500	-500
Rice Bran Extr.	NA	NA	-
Sunflower Extr.	30000	30000	Unch
Rapeseed Extr.	NA	NA	-
Soymeal 48%	52696	51913	783
Castor Extr.	11650	11650	Unch

Disclaimer

The information and opinions contained in the document have been compiled from sources believed to be reliable. The company does not warrant its accuracy, completeness and correctness. Use of data and information contained in this report is at your own risk. This document is not, and should not be construed as, an offer to sell or solicitation to buy any commodities. This document may not be reproduced, distributed or published, in whole or in part, by any recipient hereof for any purpose without prior permission from the Company. IASL and its affiliates and/or their officers, directors and employees may have positions in any commodities mentioned in this document (or in any related investment) and may from time to time add to or dispose of any such commodities (or investment). Please see the detailed disclaimer at <http://www.agriwatch.com/disclaimer.php> © 2022 Indian Agribusiness Systems Limited