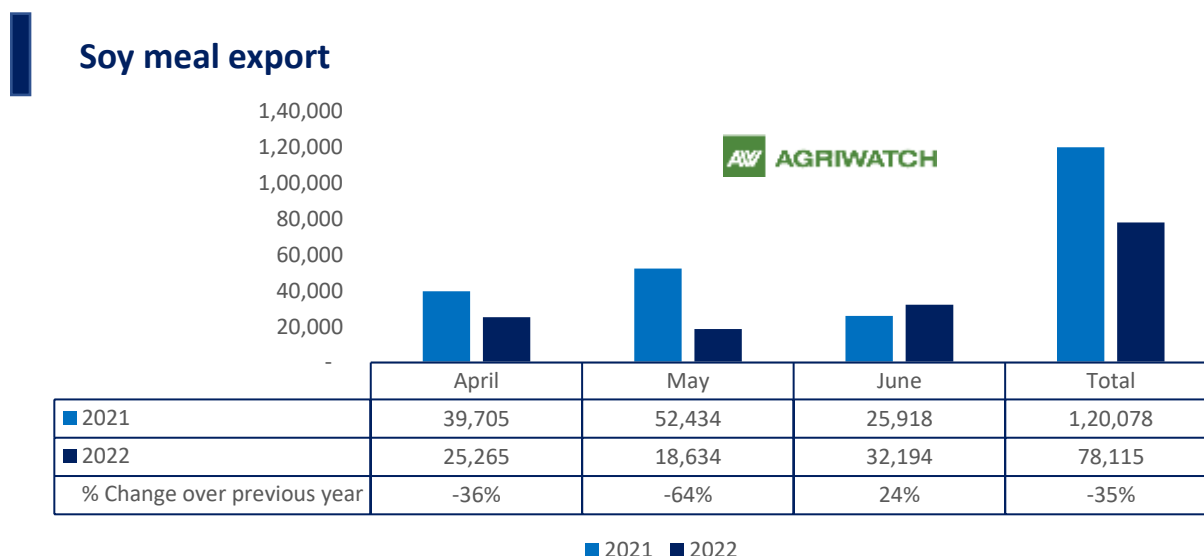
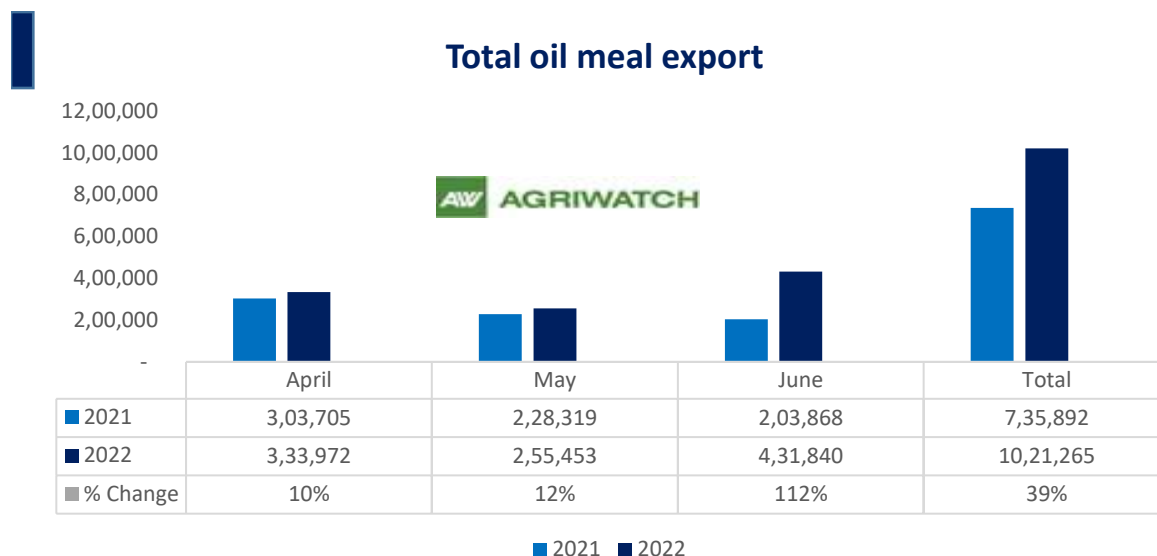


4 Aug, 2022

Soy Meal Fundamentals:

Todays Update- Soymeal Indore prices went up by 1% to Rs. 50,500/MT. In other markets soybean traded with mixed sentiments. Indore Soybean prices are currently 45% down YoY. Soymeal prices in the domestic market are expected to trade range bound with weak bias between 48,000-52,000 in near term tracking GM Soymeal import.



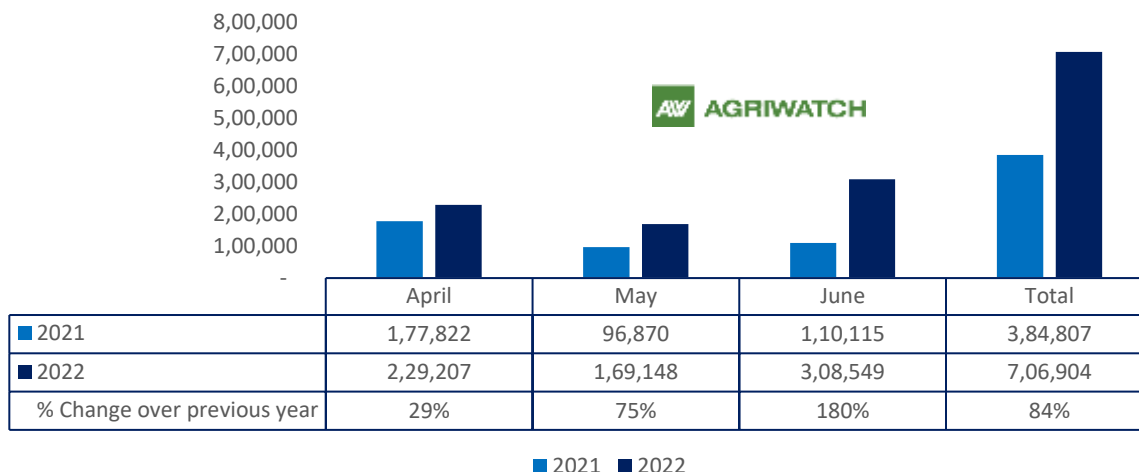
Total oil meal exports in April- June'22 went up by 39% to 10.21 Lakh tonnes vs 7.35 Lakh tonnes previous year same period. However, Soymeal exports went down by 35% to 0.78 Lakh tonnes in April-June'22 Vs 1.20 Lakh tonnes previous year same period. Soymeal exports went down due to over-priced Indian soymeal in the global markets. And during the first three months of the current financial year, there is a significant jump in export of rapeseed meal and reported at 706,904 tons compared to 384,807 tons i.e., up by 84%. And in June 22 exports recorded up by 180% to 3.08 Lakh tonnes vs 1.10 Lakh tonnes in the previous year same period. Upon record crop of rapeseed and crushing resulted in the highest processing, availability of rapeseed meal and export. Currently India is the most competitive supplier of rapeseed meal to South Korea, Vietnam, Thailand

4 Aug, 2022

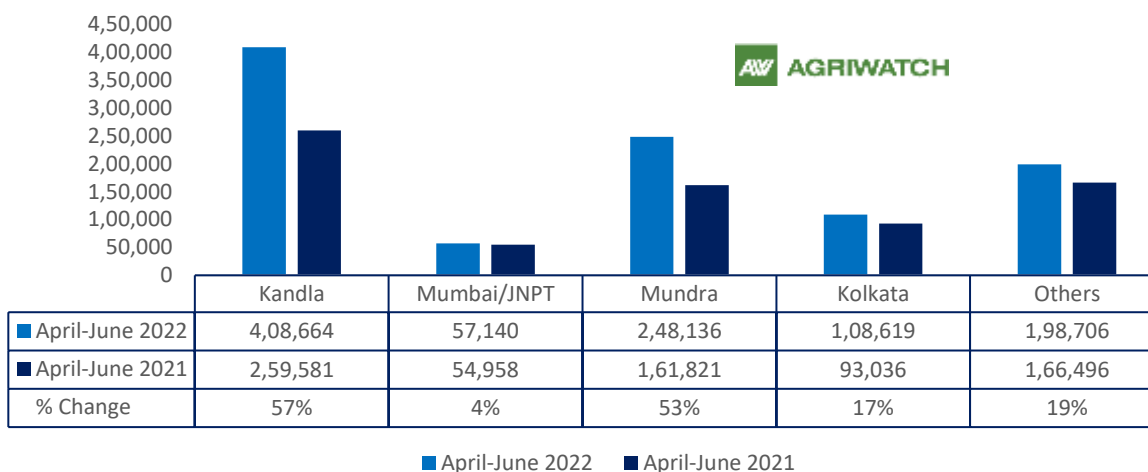
and other Far East Countries. In Upcoming months too, we expect good exports amid firm demand from South eastAsia.

USDA has slashed India's 2022-23 soymeal production by 1.96% MoM. However, soymeal production estimate is up by 3% as compared to previous year. Low soybean production estimates has lead to cut in soy meal production.

Rapeseed meal export



Port wise Oil meal export



4 Aug, 2022

Centres	Ex-factory rates (Rs/ton)			Parity To
	03-Aug-22	02-Aug-22	Change	
Indore - 45%, Jute Bag	50500	50000	500	Gujarat, MP
Kota - 45%, PP Bag	53500	53000	500	Rajasthan, Del, Punjab, Haryana
Dhulia/Jalna - 45%, PP Bag	54500	55000	-500	Mumbai, Maharashtra
Nagpur - 45%, PP Bag	53000	54000	-1000	Chattisgarh, Orissa, Bihar, Bangladesh, AP, Kar, TN
Nanded	54000	55000	-1000	Andhra, AP, Kar, TN
Latur	55200	55000	200	-
Sangli	51500	52500	-1000	Local and South
Solapur	53000	53500	-500	Local and South
Akola – 45%, PP Bag	50000	50500	-500	Andhra, Chattisgarh, Orissa, Jharkhand, WB
Hingoli	56000	56000	Unch	Andhra, Chattisgarh, Orissa, Jharkhand, WB
Bundi	53300	52800	500	-

Soy DOC at Ports			
Centers	Port Price		
	02-Aug-22	02-Aug-22	Change
Kandla (FOR) (INR/MT)	56500	56500	Unch
Kandla (FAS) (USD/MT)	680	680	Unch
CNF Indonesia – Yellow SBM (USD/MT)	NA	NA	-

Rapeseed Meal	02-Aug-22	02-Aug-22	Change
FAS Kandla (USD/MT)	272	272	Unch
FOR Kandla (Rs/MT)	20600	20600	Unch
FOR Mundra (Rs/MT)	NA	NA	-
CNF Indonesia (USD/MT)	NA	NA	-

International Soy DOC			
Argentina FOB USD/MT	02-Aug-22	02-Aug-22	Change

4 Aug, 2022

Soybean Pellets	495	495	Unch
Soybean Cake Flour	495	495	Unch
Soya Meal	NR	NR	-
Soy Expellers	NR	NR	-

Sunflower (DOC) Rates	Ex-factory rates (Rs/ton)		
Centers	03-Aug-22	02-Aug-22	Change
Adoni	35000	35000	Unch
Khamgaon	NA	NA	-
Parli	NA	NA	-
Latur	34000	34000	Unch

Groundnut Meal (Rs/MT)	03-Aug-22	02-Aug-22	Change
Basis 45%, Saurashtra	31000	31000	Unch
Basis 40%, Saurashtra	28000	28000	Unch
GN Cake, Gondal	32000	32000	Unch

Mustard DOC	03-Aug-22	02-Aug-22	Change
Jaipur (Plant delivery)	19500	19800	-300
Kandla (FOR Rs/MT)	20500	20800	-300

Mumbai Oil Meal Quotes:			
Rs/M.T.	03-Aug-22	02-Aug-22	Change
G.N. Extr (45%)	32000	32000	Unch
Kardi Extr	NA	NA	-
Undec Cottonseed Exp	34000	34000	Unch
Rice Bran Extr.	NA	NA	-
Sunflower Extr.	28000	28000	Unch
Rapeseed Extr.	NA	NA	-
Soymeal 48%	52957	52696	261
Castor Extr.	11550	11550	Unch

Disclaimer

The information and opinions contained in the document have been compiled from sources believed to be reliable. The company does not warrant its accuracy, completeness and correctness. Use of data and information contained in this report is at your own risk. This document is not, and should not be construed as, an offer to sell or solicitation to buy any commodities. This document may not be reproduced, distributed or published, in whole or in part, by any recipient hereof for any purpose without prior permission from the Company. IASL and its affiliates and/or their officers, directors and employees may have positions in any commodities mentioned in this document (or in any related investment) and may from time to time add to or dispose of any such commodities (or investment). Please see the detailed disclaimer at <http://www.agriwatch.com/disclaimer.php> © 2022 Indian Agribusiness Systems Limited