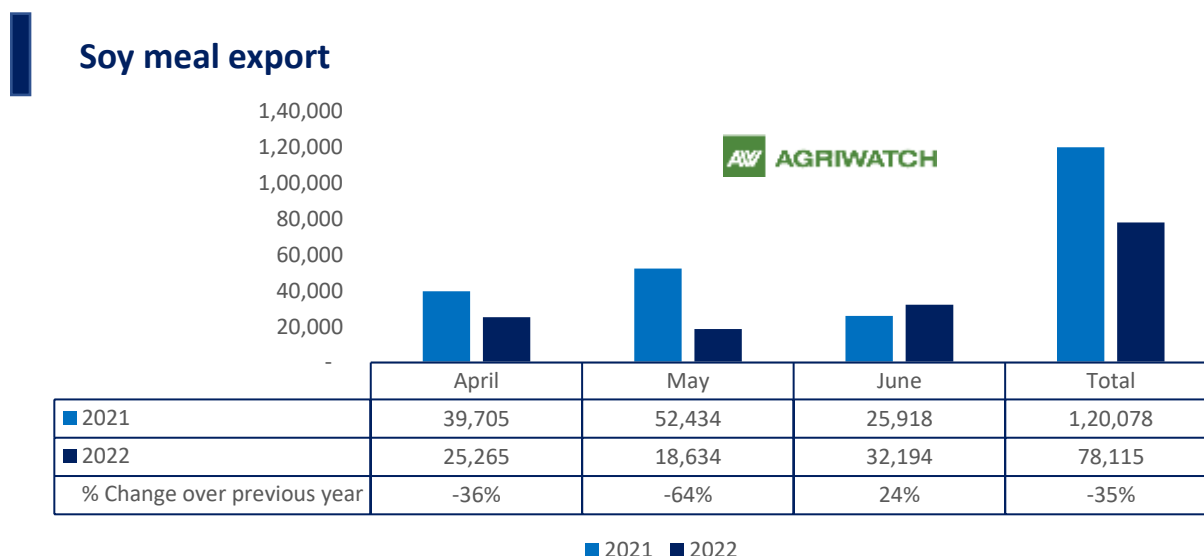
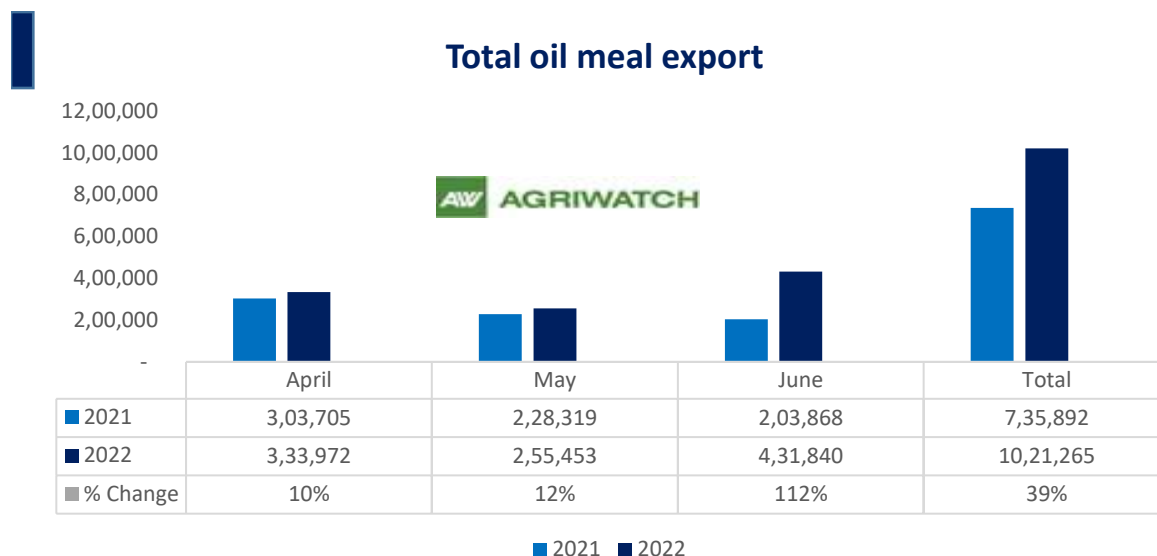


10 Aug, 2022

Soy Meal Fundamentals:

Todays Update- Soymeal Indore prices remained sideways at Rs. 50,500/MT amid weak export demand. However, in other markets soybean meal traded with steady to firm sentiments. Indore Soybean meal prices are currently 45% down YoY. Soymeal prices in the domestic market are expected to trade range bound with weak bias between 48,000-52,000 in near term tracking GM Soymeal import and weak export demand.



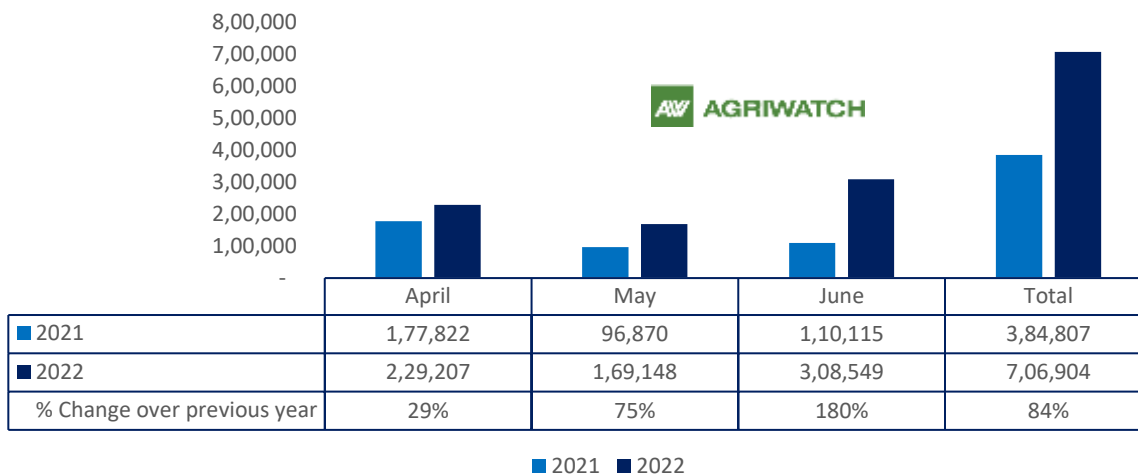
Total oil meal exports in April- June'22 went up by 39% to 10.21 Lakh tonnes vs 7.35 Lakh tonnes previous year same period. However, Soymeal exports went down by 35% to 0.78 Lakh tonnes in April-June'22 Vs 1.20 Lakh tonnes previous year same period. Soymeal exports went down due to over-priced Indian soymeal in the global markets. And during the first three months of the current financial year, there is a significant jump in export of rapeseed meal and reported at 706,904 tons compared to 384,807 tons i.e., up by 84%. And in June 22 exports recorded up by 180% to 3.08 Lakh tonnes vs 1.10 Lakh tonnes in the previous year same period. Upon record crop of rapeseed and crushing resulted in the highest processing, availability of rapeseed meal and export. Currently India is the most competitive supplier of rapeseed meal to South Korea, Vietnam, Thailand

10 Aug, 2022

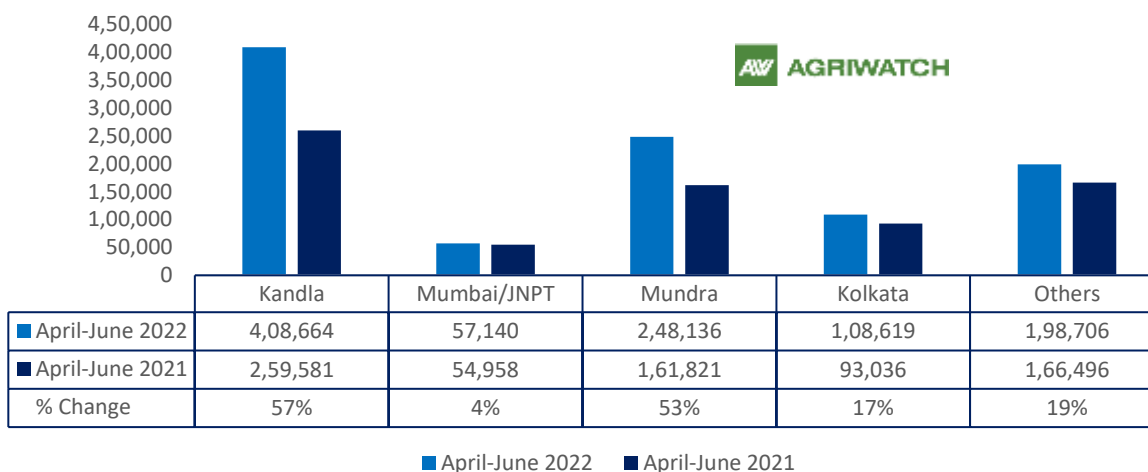
and other Far East Countries. In Upcoming months too, we expect good exports amid firm demand from South eastAsia.

USDA has slashed India's 2022-23 soymeal production by 1.96% MoM. However, soymeal production estimate is up by 3% as compared to previous year. Low soybean production estimates has lead to cut in soy meal production.

Rapeseed meal export



Port wise Oil meal export



10 Aug, 2022

Centres	Ex-factory rates (Rs/ton)			Parity To
	09-Aug-22	08-Aug-22	Change	
Indore - 45%, Jute Bag	50500	50500	Unch	Gujarat, MP
Kota - 45%, PP Bag	53500	53500	Unch	Rajasthan, Del, Punjab, Haryana
Dhulia/Jalna - 45%, PP Bag	55000	55000	Unch	Mumbai, Maharashtra
Nagpur - 45%, PP Bag	53500	53000	500	Chattisgarh, Orissa, Bihar, Bangladesh, AP, Kar, TN
Nanded	55000	54500	500	Andhra, AP, Kar, TN
Latur	55000	55000	Unch	-
Sangli	52000	52000	Unch	Local and South
Solapur	53000	53000	Unch	Local and South
Akola – 45%, PP Bag	50500	50500	Unch	Andhra, Chattisgarh, Orissa, Jharkhand, WB
Hingoli	55000	55000	Unch	Andhra, Chattisgarh, Orissa, Jharkhand, WB
Bundi	53300	53300	Unch	-

Soy DOC at Ports			
Centers	Port Price		
	08-Aug-22	08-Aug-22	Change
Kandla (FOR) (INR/MT)	NR	NR	-
Kandla (FAS) (USD/MT)	690	690	Unch
CNF Indonesia – Yellow SBM (USD/MT)	NA	NA	-

Rapeseed Meal	08-Aug-22	08-Aug-22	Change
FAS Kandla (USD/MT)	270	270	Unch
FOR Kandla (Rs/MT)	20200	20200	Unch
FOR Mundra (Rs/MT)	NA	NA	-
CNF Indonesia (USD/MT)	NA	NA	-

International Soy DOC			
Argentina FOB USD/MT	08-Aug-22	08-Aug-22	Change

10 Aug, 2022

Soybean Pellets	485	485	Unch
Soybean Cake Flour	485	485	Unch
Soya Meal	NR	NR	-
Soy Expellers	NR	NR	-

Sunflower (DOC) Rates	Ex-factory rates (Rs/ton)		
Centers	09-Aug-22	08-Aug-22	Change
Adoni	35000	35000	Unch
Khamgaon	NA	NA	-
Parli	NA	NA	-
Latur	34000	34000	Unch

Groundnut Meal (Rs/MT)	09-Aug-22	08-Aug-22	Change
Basis 45%, Saurashtra	32500	32500	Unch
Basis 40%, Saurashtra	28000	28000	Unch
GN Cake, Gondal	33000	33000	Unch

Mustard DOC	09-Aug-22	08-Aug-22	Change
Jaipur (Plant delivery)	19800	19500	300
Kandla (FOR Rs/MT)	20700	20200	500

Mumbai Oil Meal Quotes:			
Rs/M.T.	09-Aug-22	08-Aug-22	Change
G.N. Extr (45%)	32000	32000	Unch
Kardi Extr	NA	NA	-
Undec Cottonseed Exp	33000	33500	-500
Rice Bran Extr.	NA	NA	-
Sunflower Extr.	29000	28000	1000
Rapeseed Extr.	NA	NA	-
Soymeal 48%	52957	52957	Unch
Castor Extr.	11950	12250	-300

Disclaimer

The information and opinions contained in the document have been compiled from sources believed to be reliable. The company does not warrant its accuracy, completeness and correctness. Use of data and information contained in this report is at your own risk. This document is not, and should not be construed as, an offer to sell or solicitation to buy any commodities. This document may not be reproduced, distributed or published, in whole or in part, by any recipient hereof for any purpose without prior permission from the Company. IASL and its affiliates and/or their officers, directors and employees may have positions in any commodities mentioned in this document (or in any related investment) and may from time to time add to or dispose of any such commodities (or investment). Please see the detailed disclaimer at <http://www.agriwatch.com/disclaimer.php> © 2022 Indian Agribusiness Systems Limited