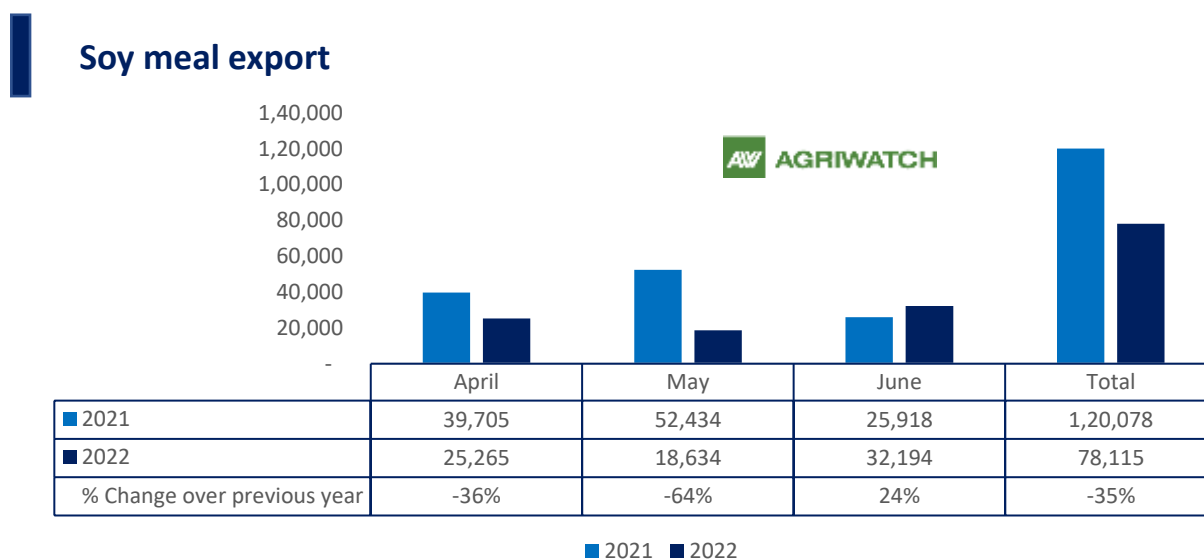
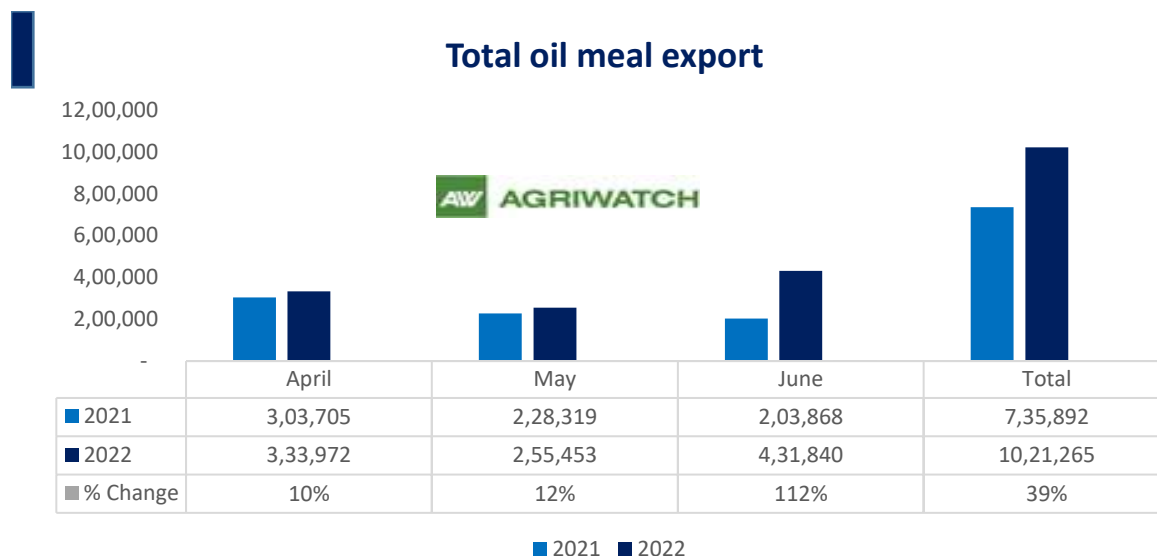


12 Aug, 2022

### Soy Meal Fundamentals:

**Todays Update-** Soymeal Indore prices went up by 1% at Rs. 51,000/MT amid weak export demand. However, in other markets soybean meal traded with steady to weak sentiments. Indore Soybean meal prices are currently 45% down YoY. Soymeal prices in the domestic market are expected to trade range bound with weak bias between 48,000-52,000 in near term tracking GM Soymeal import and weak soy meal export demand.



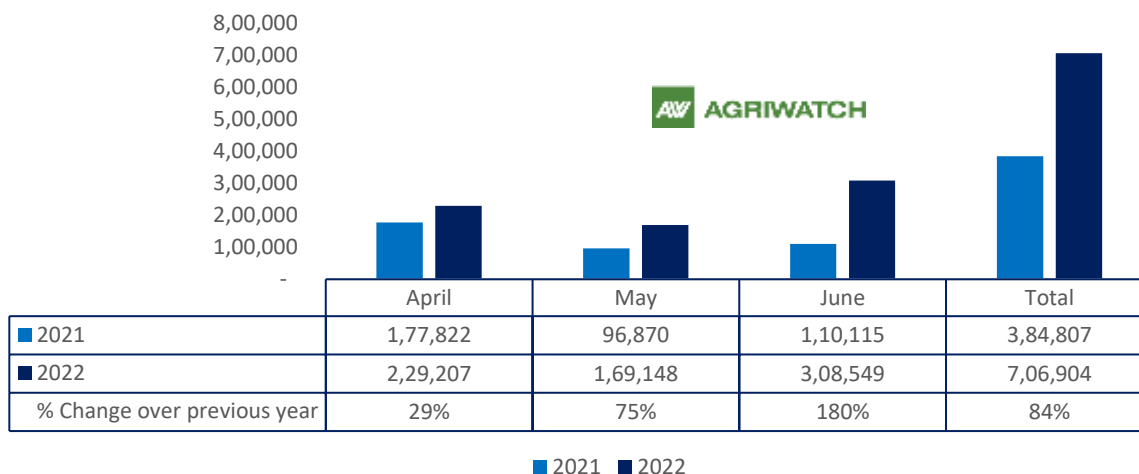
Total oil meal exports in April- June'22 went up by 39% to 10.21 Lakh tonnes vs 7.35 Lakh tonnes previous year same period. However, Soymeal exports went down by 35% to 0.78 Lakh tonnes in April-June'22 Vs 1.20 Lakh tonnes previous year same period. Soymeal exports went down due to over-priced Indian soymeal in the global markets. And during the first three months of the current financial year, there is a significant jump in export of rapeseed meal and reported at 706,904 tons compared to 384,807 tons i.e., up by 84%. And in June 22 exports recorded up by 180% to 3.08 Lakh tonnes vs 1.10 Lakh tonnes in the previous year same period. Upon record crop of rapeseed and crushing resulted in the highest processing, availability of rapeseed meal and

12 Aug, 2022

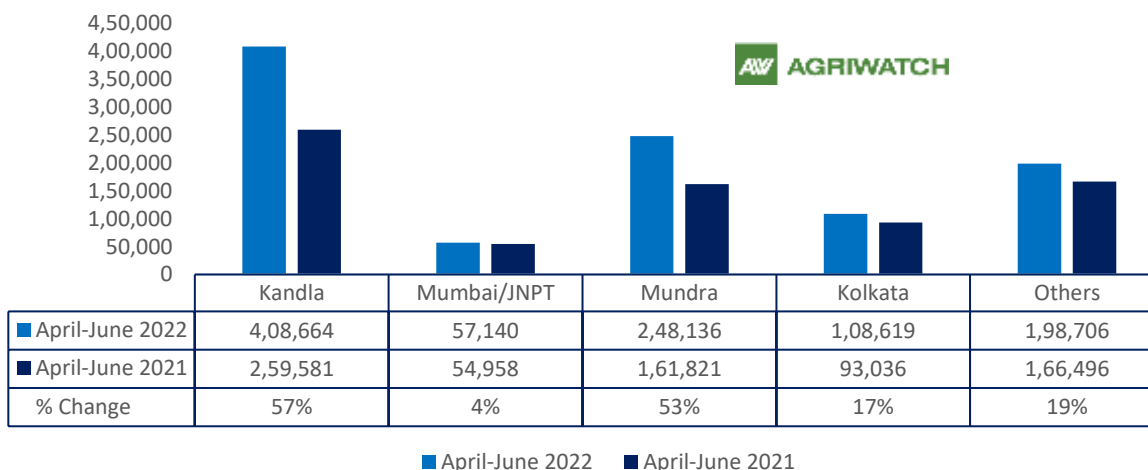
export. Currently India is the most competitive supplier of rapeseed meal to South Korea,Vietnam, Thailand and other Far East Countries. In Upcoming months too, we expect good exports amid firm demand from South eastAsia.

USDA has slashed India's 2022-23 soymeal production by 1.96% MoM. However, soymeal production estimate is up by 3% as compared to previous year. Low soybean production estimates has lead to cut in soy meal production.

### Rapeseed meal export



### Port wise Oil meal export



12 Aug, 2022

Centres	Ex-factory rates (Rs/ton)			Parity To
	10-Aug-22	09-Aug-22	Change	
Indore - 45%, Jute Bag	51000	50500	500	Gujarat, MP
Kota - 45%, PP Bag	53500	53500	Unch	Rajasthan, Del, Punjab, Haryana
Dhulia/Jalna - 45%, PP Bag	54500	55000	-500	Mumbai, Maharashtra
Nagpur - 45%, PP Bag	53500	53500	Unch	Chattisgarh, Orissa, Bihar, Bangladesh, AP, Kar, TN
Nanded	55000	55000	Unch	Andhra, AP, Kar, TN
Latur	55000	55000	Unch	-
Sangli	52000	52000	Unch	Local and South
Solapur	53000	53000	Unch	Local and South
Akola – 45%, PP Bag	50500	50500	Unch	Andhra, Chattisgarh, Orissa, Jharkhand, WB
Hingoli	54500	55000	-500	Andhra, Chattisgarh, Orissa, Jharkhand, WB
Bundi	53300	53300	Unch	-

Soy DOC at Ports			
Centers	Port Price		
	09-Aug-22	09-Aug-22	Change
Kandla (FOR) (INR/MT)	54000	54000	Unch
Kandla (FAS) (USD/MT)	690	690	Unch
CNF Indonesia – Yellow SBM (USD/MT)	NA	NA	-

Rapeseed Meal	09-Aug-22	09-Aug-22	Change
FAS Kandla (USD/MT)	272	272	Unch
FOR Kandla (Rs/MT)	20300	20300	Unch
FOR Mundra (Rs/MT)	NA	NA	-
CNF Indonesia (USD/MT)	NA	NA	-

International Soy DOC
-----------------------

12 Aug, 2022

Argentina FOB USD/MT	09-Aug-22	09-Aug-22	Change
Soybean Pellets	497	497	Unch
Soybean Cake Flour	497	497	Unch
Soya Meal	NR	NR	-
Soy Expellers	NR	NR	-

Sunflower (DOC) Rates	Ex-factory rates (Rs/ton)		
Centers	10-Aug-22	09-Aug-22	Change
Adoni	35000	35000	Unch
Khamgaon	NA	NA	-
Parli	NA	NA	-
Latur	34000	34000	Unch

Groundnut Meal (Rs/MT)	10-Aug-22	09-Aug-22	Change
Basis 45%, Saurashtra	32500	32500	Unch
Basis 40%, Saurashtra	28000	28000	Unch
GN Cake, Gondal	33000	33000	Unch

Mustard DOC	10-Aug-22	09-Aug-22	Change
Jaipur (Plant delivery)	19300	19800	-500
Kandla (FOR Rs/MT)	20300	20700	-400

Mumbai Oil Meal Quotes:			
Rs/M.T.	10-Aug-22	09-Aug-22	Change
G.N. Extr (45%)	32000	32000	Unch
Kardi Extr	NA	NA	-
Undec Cottonseed Exp	33000	33000	Unch
Rice Bran Extr.	NA	NA	-
Sunflower Extr.	30000	29000	1000
Rapeseed Extr.	NA	NA	-
Soymeal 48%	53217	52957	260
Castor Extr.	12350	11950	400

## Disclaimer

The information and opinions contained in the document have been compiled from sources believed to be reliable. The company does not warrant its accuracy, completeness and correctness. Use of data and information contained in this report is at your own risk. This document is not, and should not be construed as, an offer to sell or solicitation to buy any commodities. This document may not be reproduced, distributed or published, in whole or in part, by any recipient hereof for any purpose without prior permission from the Company. IASL and its affiliates and/or their officers, directors and employees may have positions in any commodities mentioned in this document (or in any related investment) and may from time to time add to or dispose of any such commodities (or investment). Please see the detailed disclaimer at <http://www.agriwatch.com/disclaimer.php> © 2022 Indian Agribusiness Systems Limited