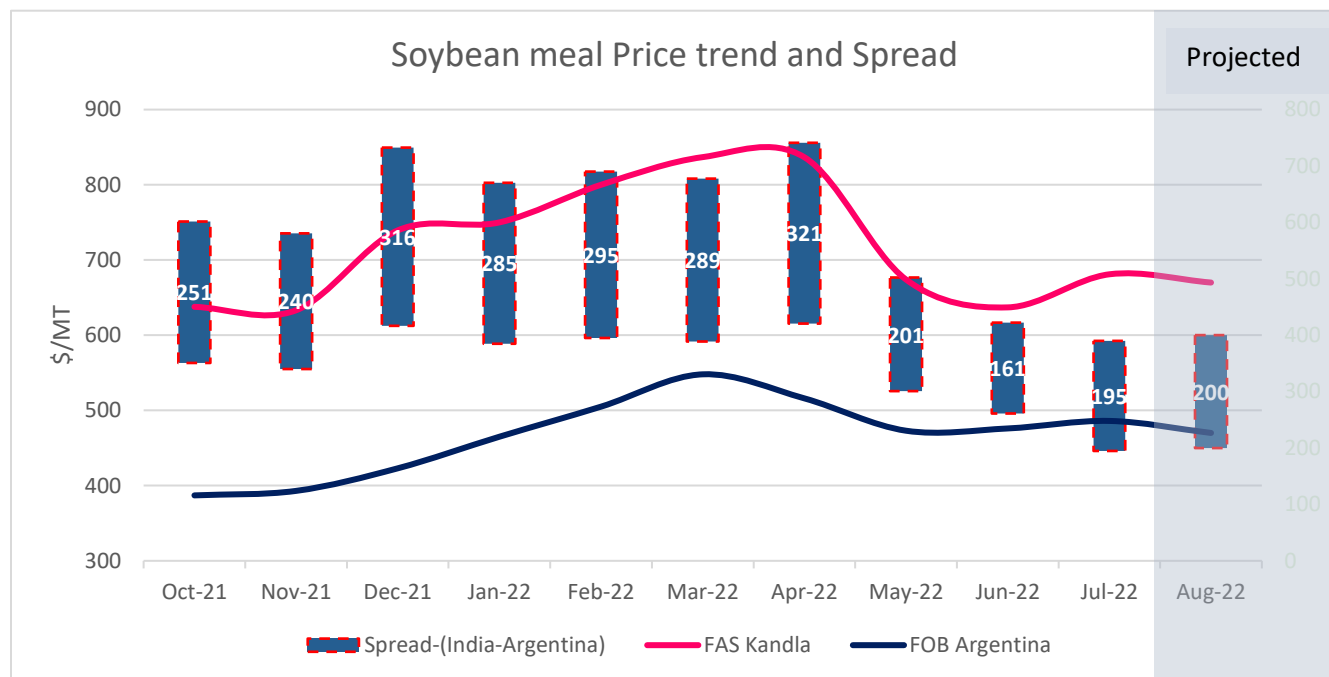


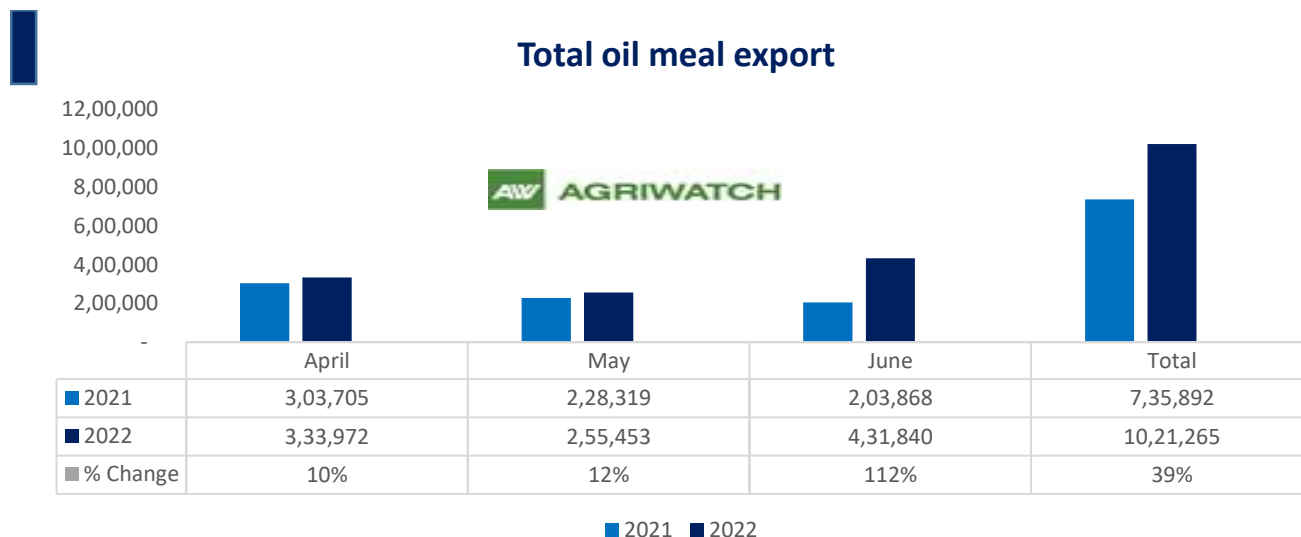
20 Aug, 2022

Soy Meal Fundamentals:

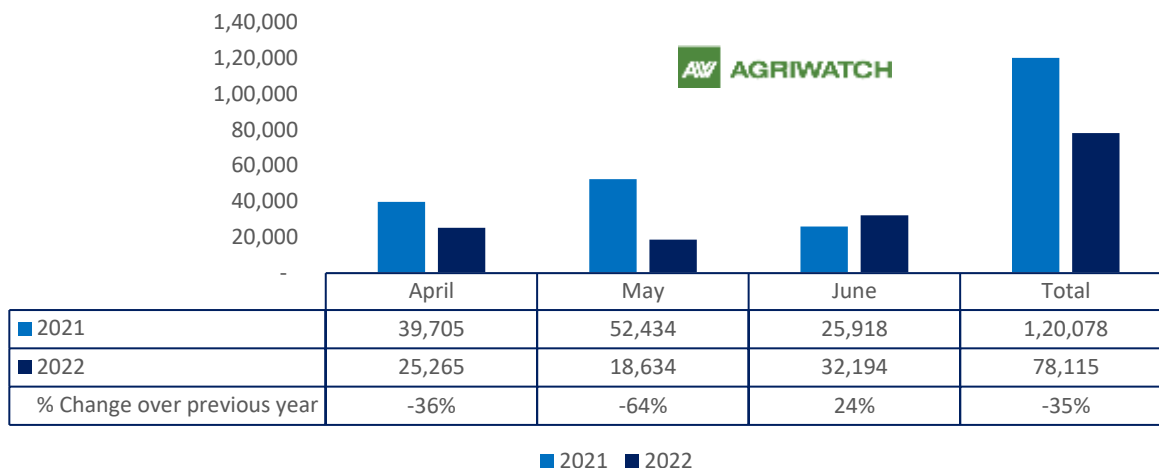
Todays Update- Soymeal Indore prices extended previous day loss and declined by 1% to Rs. 49,000/MT amid weak export demand. In other markets too, soybean meal traded with weak to steady sentiments. Indore Soybean meal prices are currently 41% down YoY. Soymeal prices in the domestic market are expected to trade range bound with weak bias between 48,000-52,000 in near term tracking GM Soymeal import and weak soy meal export demand.



In July'22 monthly average price of SBM FAS Kandla remained outpriced by USD 195/MT to SBM FOB Argentina prices. Upon pricy Indian SBM, export demand remained limited. In August we expect Indian SBM to remain outpriced by USD 200/MT.



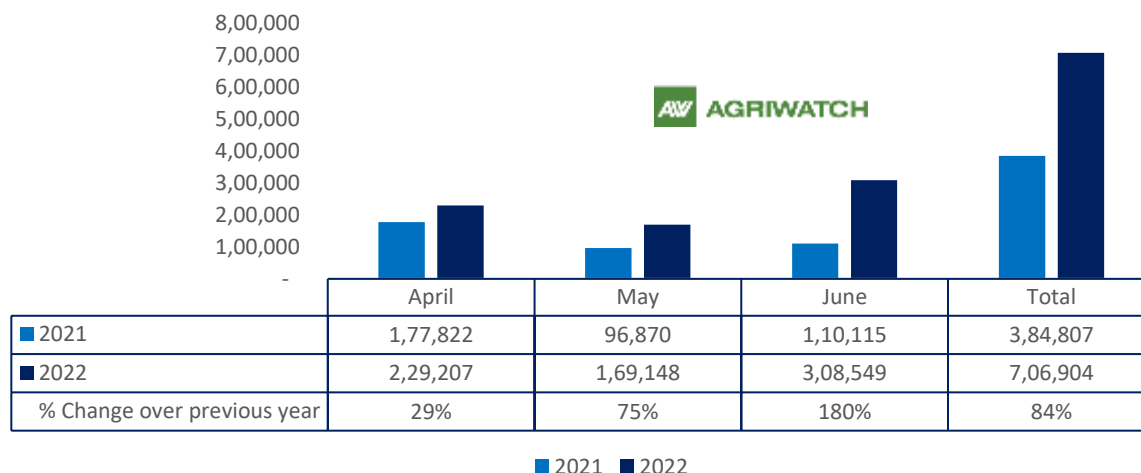
Soy meal export



Total oil meal exports in April- June'22 went up by 39% to 10.21 Lakh tonnes vs 7.35 Lakh tonnes previous year same period. However, Soy meal exports went down by 35% to 0.78 Lakh tonnes in April-June'22 Vs 1.20 Lakh tonnes previous year same period. Soy meal exports went down due to over-priced Indian soy meal in the global markets. And during the first three months of the current financial year, there is a significant jump in export of rapeseed meal and reported at 706,904 tons compared to 384,807 tons i.e., up by 84%. And in June 22 exports recorded up by 180% to 3.08 Lakh tonnes vs 1.10 Lakh tonnes in the previous year same period. Upon record crop of rapeseed and crushing resulted in the highest processing, availability of rapeseed meal and export. Currently India is the most competitive supplier of rapeseed meal to South Korea, Vietnam, Thailand and other Far East Countries. In Upcoming months too, we expect good exports amid firm demand from South east Asia.

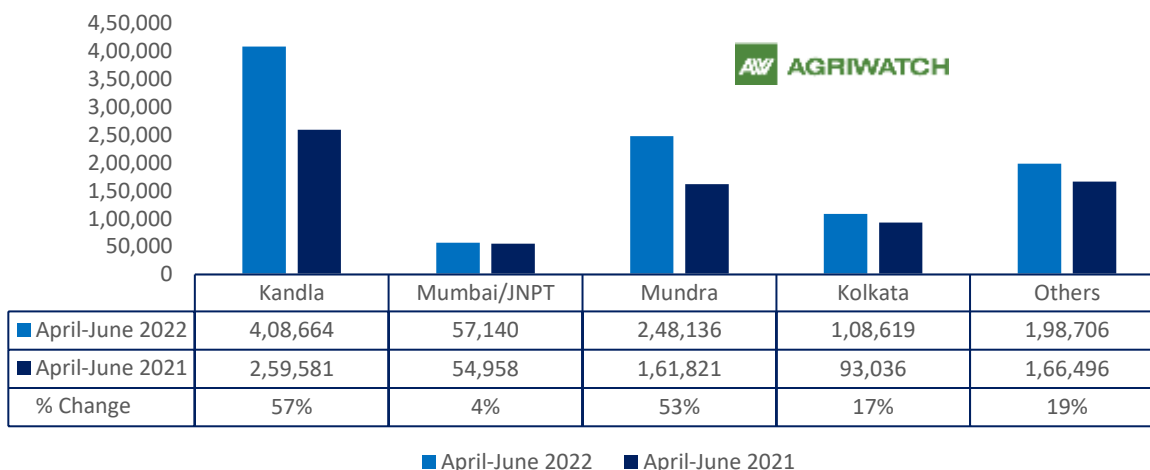
USDA has slashed India's 2022-23 soy meal production by 1.96% MoM. However, soy meal production estimate is up by 3% as compared to previous year. Low soybean production estimates has led to cut in soy meal production.

Rapeseed meal export



20 Aug, 2022

Port wise Oil meal export



Centres	Ex-factory rates (Rs/ton)			Parity To
	18-Aug-22	17-Aug-22	Change	
Indore - 45%, Jute Bag	49000	49500	▼-500	Gujarat, MP
Kota - 45%, PP Bag	52000	52000	Unch	Rajasthan, Del, Punjab, Haryana
Dhulia/Jalna - 45%, PP Bag	54500	54500	Unch	Mumbai, Maharashtra
Nagpur - 45%, PP Bag	53000	53000	Unch	Chattisgarh, Orissa, Bihar, Bangladesh, AP, Kar, TN
Nanded	54500	54000	▲500	Andhra, AP, Kar ,TN
Latur	54500	54500	Unch	-
Sangli	50500	51500	▼-1000	Local and South
Solapur	51500	52000	▼-500	Local and South
Akola – 45%, PP Bag	50000	51000	▼-1000	Andhra, Chattisgarh, Orrisa,Jharkhand, WB
Hingoli	54500	54500	Unch	Andhra, Chattisgarh, Orrisa,Jharkhand, WB
Bundi	51800	51800	Unch	-

Soy DOC at Ports

20 Aug, 2022

Centers	Port Price		
	17-Aug-22	17-Aug-22	Change
Kandla (FOR) (INR/MT)	NR	NR	-
Kandla (FAS) (USD/MT)	690	690	Unch
CNF Indonesia – Yellow SBM (USD/MT)	NA	NA	-

Rapeseed Meal	17-Aug-22	17-Aug-22	Change
FAS Kandla (USD/MT)	272	272	Unch
FOR Kandla (Rs/MT)	20500	20500	Unch
FOR Mundra (Rs/MT)	NA	NA	-
CNF Indonesia (USD/MT)	NA	NA	-

International Soy DOC			
Argentina FOB USD/MT	17-Aug-22	17-Aug-22	Change
Soybean Pellets	480	480	Unch
Soybean Cake Flour	480	480	Unch
Soya Meal	NR	NR	-
Soy Expellers	NR	NR	-

Sunflower (DOC) Rates	Ex-factory rates (Rs/ton)		
Centers	18-Aug-22	17-Aug-22	Change
Adoni	35000	35000	Unch
Khamgaon	NA	NA	-
Parli	NA	NA	-
Latur	34000	34000	Unch

Groundnut Meal (Rs/MT)	18-Aug-22	17-Aug-22	Change
Basis 45%, Saurashtra	Closed	Closed	-
Basis 40%, Saurashtra	Closed	Closed	-
GN Cake, Gondal	Closed	Closed	-

Mustard DOC	18-Aug-22	17-Aug-22	Change
Jaipur (Plant delivery)	19100	19100	Unch
Kandla (FOR Rs/MT)	20000	20000	Unch

Mumbai Oil Meal Quotes:			
Rs/M.T.	18-Aug-22	17-Aug-22	Change
G.N. Extr (45%)	32000	32000	Unch
Kardi Extr	NA	NA	-

**20 Aug, 2022**

Undec Cottonseed Exp	33000	32500	▲500
Rice Bran Extr.	NA	NA	-
Sunflower Extr.	28000	28000	Unch
Rapeseed Extr.	NA	NA	-
Soymeal 48%	51913	52174	▼-261
Castor Extr.	12950	12950	Unch

Disclaimer

The information and opinions contained in the document have been compiled from sources believed to be reliable. The company does not warrant its accuracy, completeness and correctness. Use of data and information contained in this report is at your own risk. This document is not, and should not be construed as, an offer to sell or solicitation to buy any commodities. This document may not be reproduced, distributed or published, in whole or in part, by any recipient hereof for any purpose without prior permission from the Company. IASL and its affiliates and/or their officers, directors and employees may have positions in any commodities mentioned in this document (or in any related investment) and may from time to time add to or dispose of any such commodities (or investment). Please see the detailed disclaimer at <http://www.agriwatch.com/disclaimer.php> © 2022 Indian Agribusiness Systems Limited