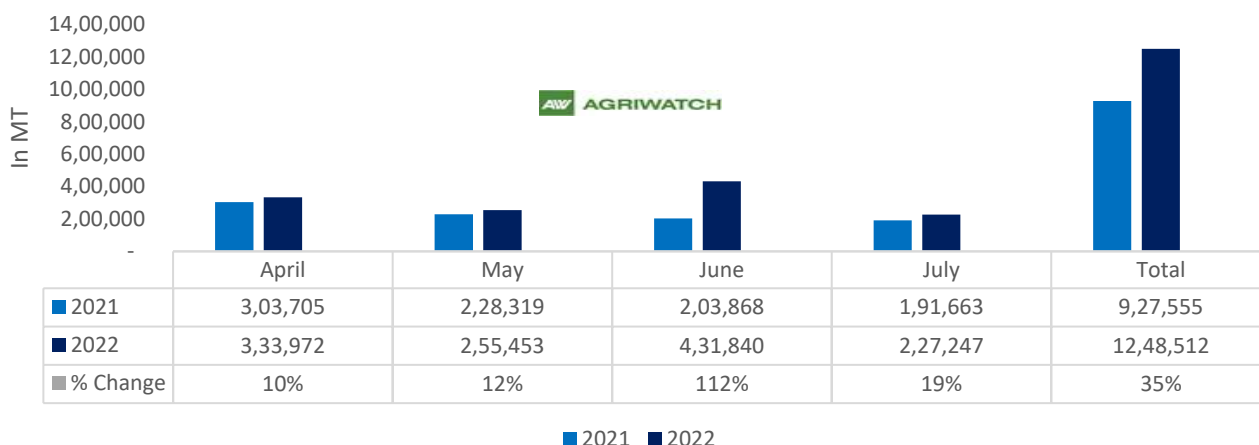


23 Aug, 2022

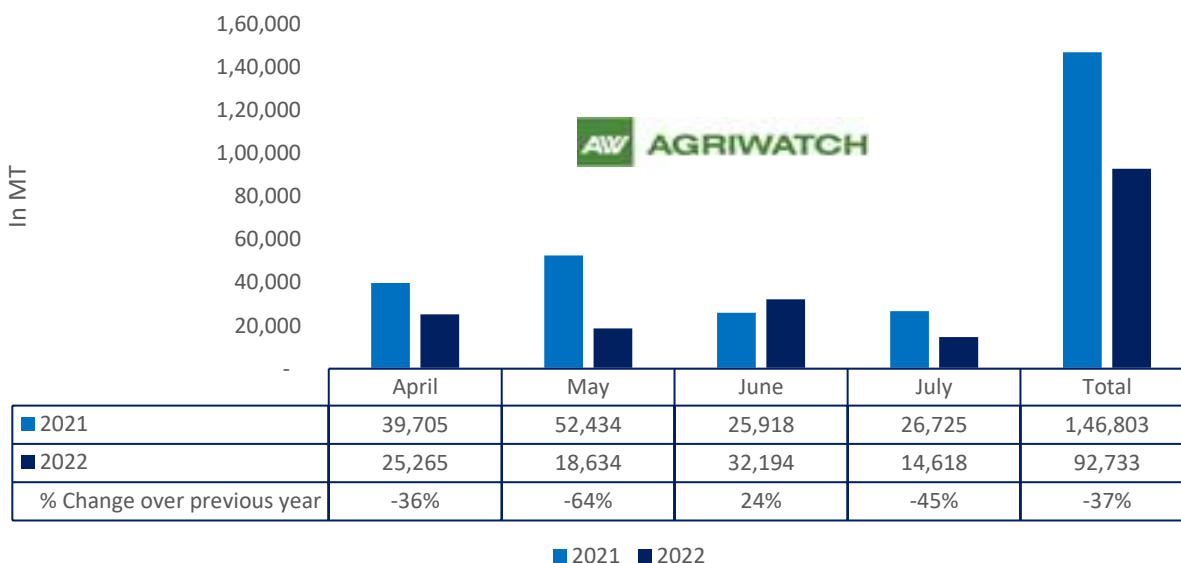
Soy Meal Fundamentals:

Todays Update- Soymeal Indore prices extended previous day loss and declined by 1% to Rs. 48,000/MT amid weak export demand. In other markets too, soybean meal traded with weak sentiments. Indore Soybean meal prices are currently more than 40% down YoY. Soymeal prices in the domestic market are expected to trade range bound with weak bias between 48,000-52,000 in near term tracking GM Soymeal import and weak soy meal export demand.

Total oil meal export



Soy meal export

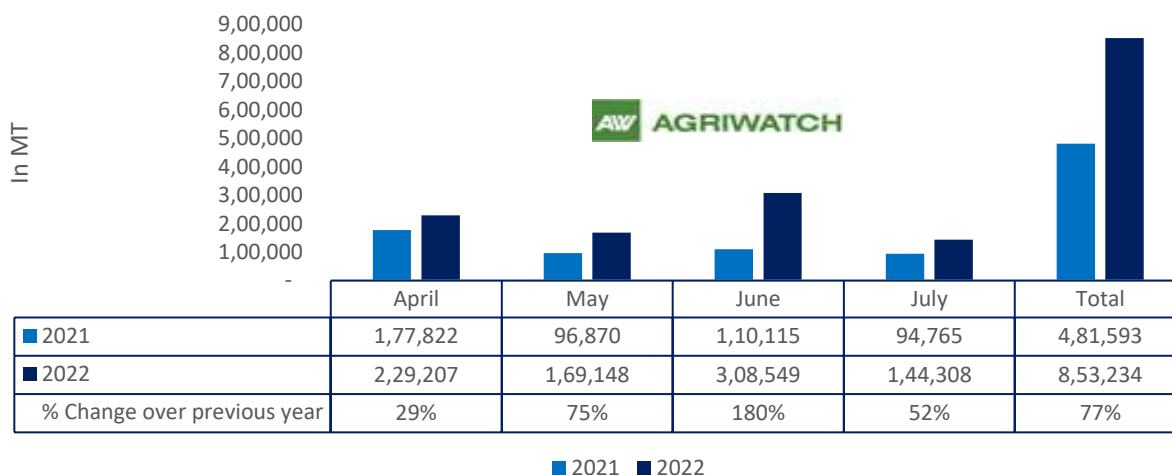


Total oil meal exports in April- July'22 went up by 35% to 12.48 Lakh tonnes vs 9.27 Lakh tonnes previous year same period. However, Soymeal exports went down by 37% to 0.92 Lakh tonnes in April-July'22 Vs 1.46 Lakh tonnes previous year same period. Soymeal exports went down due to over-priced Indian soymeal in the global markets. And during the first four months of the current financial year.

23 Aug, 2022

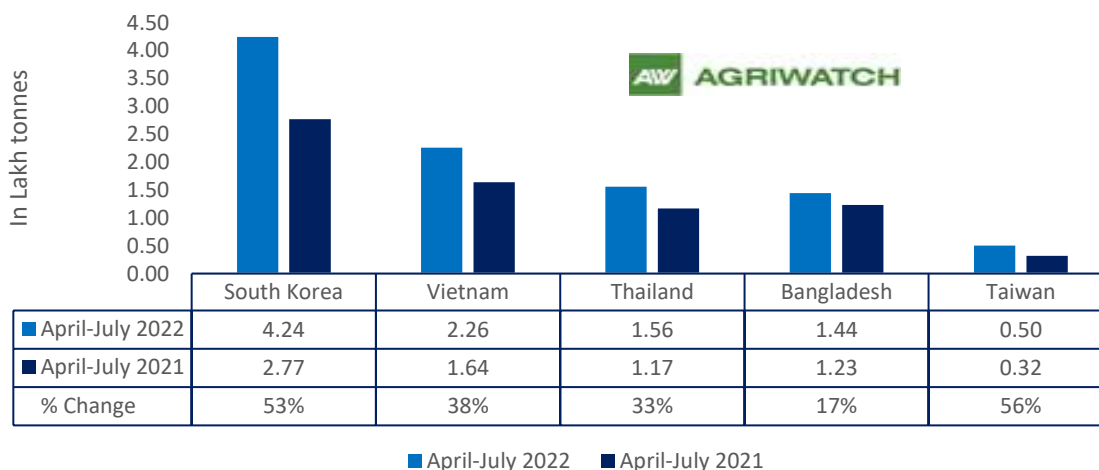
USDA has slashed India's 2022-23 soymeal production by 1.96% MoM. However, soymeal production estimate is up by 3% as compared to previous year. Low soybean production estimates has lead to cut in soy meal production.

Rapeseed meal export



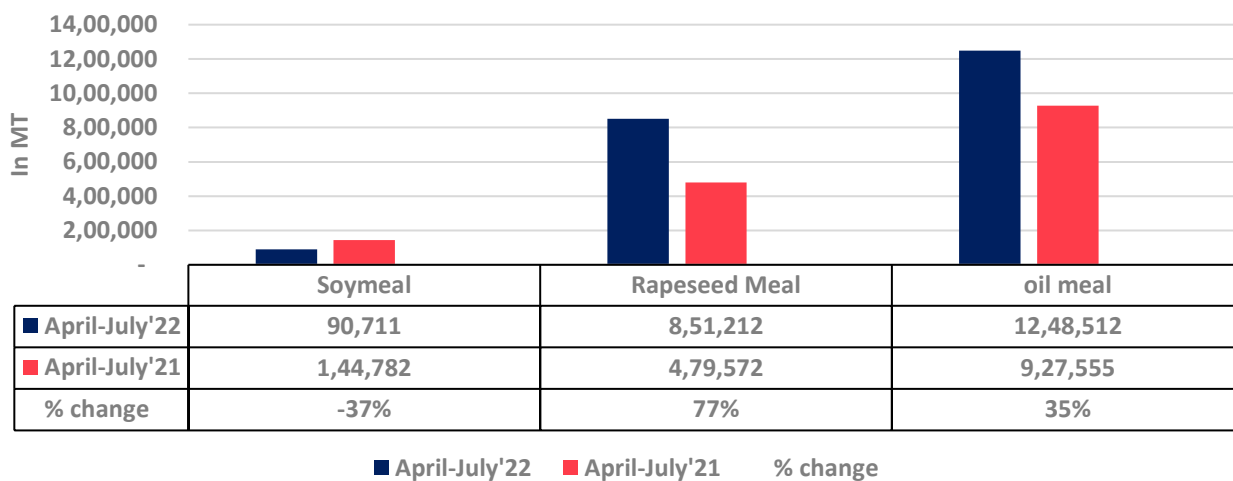
There is a significant jump in export of rapeseed meal and reported at 8.53 Lakh tons compared to 4.81 Lakh tons i.e., up by 77%. And in July 22 exports recorded up by 52% to 3.08 Lakh tonnes vs 1.10 Lakh tonnes in the previous year same period. Upon record crop of rapeseed and crushing resulted in the highest processing, availability of rapeseed meal and export. Currently India is the most competitive supplier of rapeseed meal to South Korea, Vietnam, Thailand and other Far East Countries. In Upcoming months too, we expect good exports amid firm demand from South east Asia.

Country wise Oil meal export

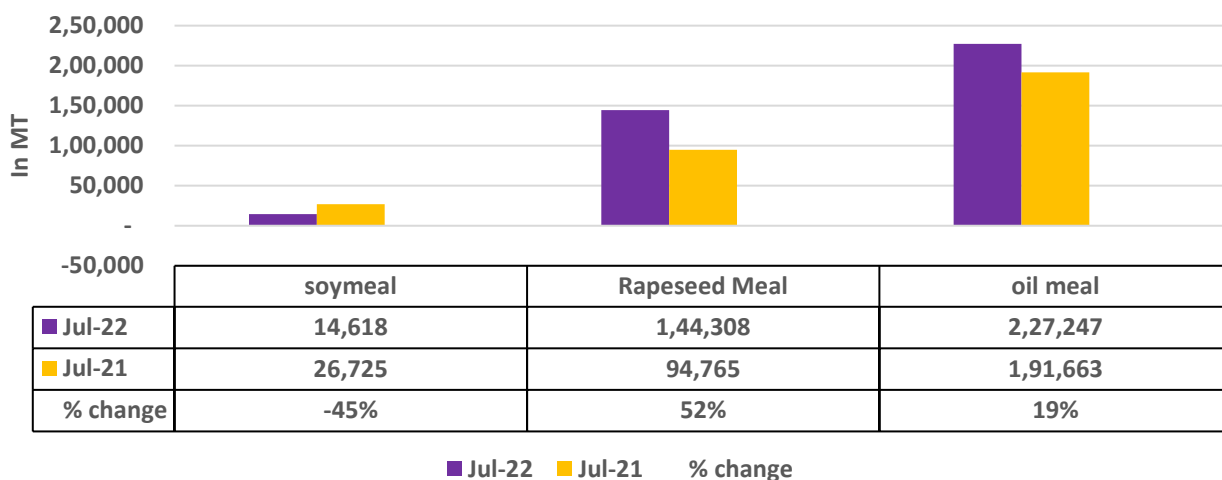


23 Aug, 2022

Soy meal Vs Rapeseed meal Vs Oil meal export (April.'22-July'22)



Soy meal Vs Rapeseed meal Vs Oil meal export (July'22)



23 Aug, 2022

Centres	Ex-factory rates (Rs/ton)			Parity To
	22-Aug-22	20-Aug-22	Change	
Indore - 45%, Jute Bag	48000	48500	▼-500	Gujarat, MP
Kota - 45%, PP Bag	50200	51500	▼-1300	Rajasthan, Del, Punjab, Haryana
Dhulia/Jalna - 45%, PP Bag	53000	53500	▼-500	Mumbai, Maharashtra
Nagpur - 45%, PP Bag	51500	52000	▼-500	Chattisgarh, Orissa, Bihar, Bangladesh, AP, Kar, TN
Nanded	53500	53500	Unch	Andhra, AP, Kar, TN
Latur	53500	54000	▼-500	-
Sangli	50500	50500	Unch	Local and South
Solapur	50500	51500	▼-1000	Local and South
Akola – 45%, PP Bag	49000	49000	Unch	Andhra, Chattisgarh, Orrisa, Jharkhand, WB
Hingoli	54000	54000	Unch	Andhra, Chattisgarh, Orrisa, Jharkhand, WB
Bundi	50000	51300	▼-1300	-

Soy DOC at Ports			
Centers	Port Price		
	20-Aug-22	20-Aug-22	Change
Kandla (FOR) (INR/MT)	NR	NR	-
Kandla (FAS) (USD/MT)	NA	NA	-
CNF Indonesia – Yellow SBM (USD/MT)	NA	NA	-

Rapeseed Meal	20-Aug-22	20-Aug-22	Change
FAS Kandla (USD/MT)	NA	NA	-
FOR Kandla (Rs/MT)	NA	NA	-
FOR Mundra (Rs/MT)	NA	NA	-
CNF Indonesia (USD/MT)	NA	NA	-

International Soy DOC			
Argentina FOB USD/MT	20-Aug-22	20-Aug-22	Change
Soybean Pellets	Closed	Closed	-

23 Aug, 2022

Soybean Cake Flour	Closed	Closed	-
Soya Meal	Closed	Closed	-
Soy Expellers	Closed	Closed	-

Sunflower (DOC) Rates	Ex-factory rates (Rs/ton)		
Centers	22-Aug-22	20-Aug-22	Change
Adoni	35000	35000	Unch
Khamgaon	NA	NA	-
Parli	NA	NA	-
Latur	34000	34000	Unch

Groundnut Meal (Rs/MT)	22-Aug-22	20-Aug-22	Change
Basis 45%, Saurashtra	Closed	Closed	-
Basis 40%, Saurashtra	Closed	Closed	-
GN Cake, Gondal	Closed	Closed	-

Mustard DOC	22-Aug-22	20-Aug-22	Change
Jaipur (Plant delivery)	19500	19500	Unch
Kandla (FOR Rs/MT)	20000	20000	Unch

Mumbai Oil Meal Quotes:			
Rs/M.T.	22-Aug-22	20-Aug-22	Change
G.N. Extr (45%)	31500	32000	▼-500
Kardi Extr	NA	NA	-
Undec Cottonseed Exp	33000	33000	Unch
Rice Bran Extr.	NA	NA	-
Sunflower Extr.	26000	27000	▼-1000
Rapeseed Extr.	NA	NA	-
Soymeal 48%	51130	51391	▼-261
Castor Extr.	12850	13150	▼-300

Disclaimer

The information and opinions contained in the document have been compiled from sources believed to be reliable. The company does not warrant its accuracy, completeness and correctness. Use of data and information contained in this report is at your own risk. This document is not, and should not be construed as, an offer to sell or solicitation to buy any commodities. This document may not be reproduced, distributed or published, in whole or in part, by any recipient hereof for any purpose without prior permission from the Company. IASL and its affiliates and/or their officers, directors and employees may have positions in any commodities mentioned in this document (or in any related investment) and may from time to time add to or dispose of any such commodities (or investment). Please see the detailed disclaimer at <http://www.agriwatch.com/disclaimer.php> © 2022 Indian Agribusiness Systems Limited