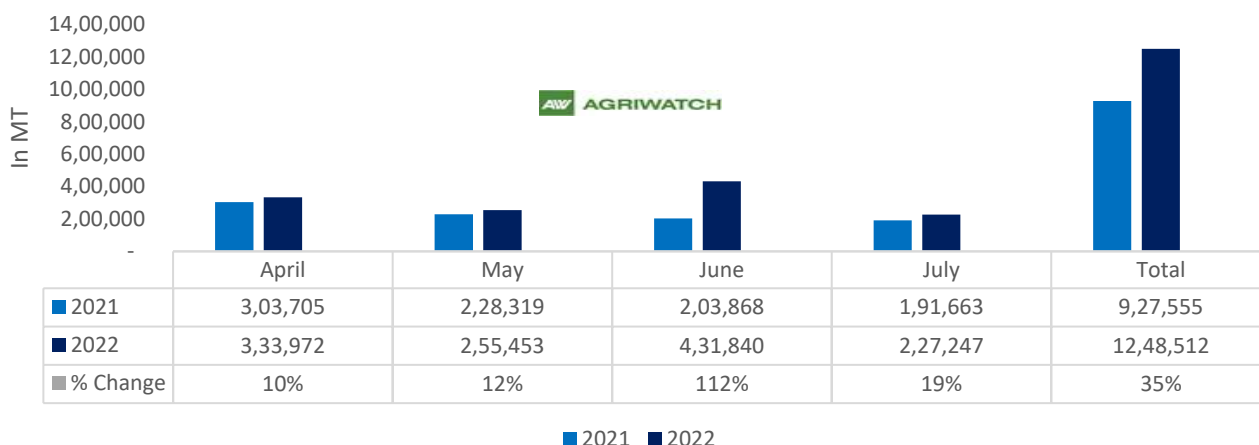


27 Aug, 2022

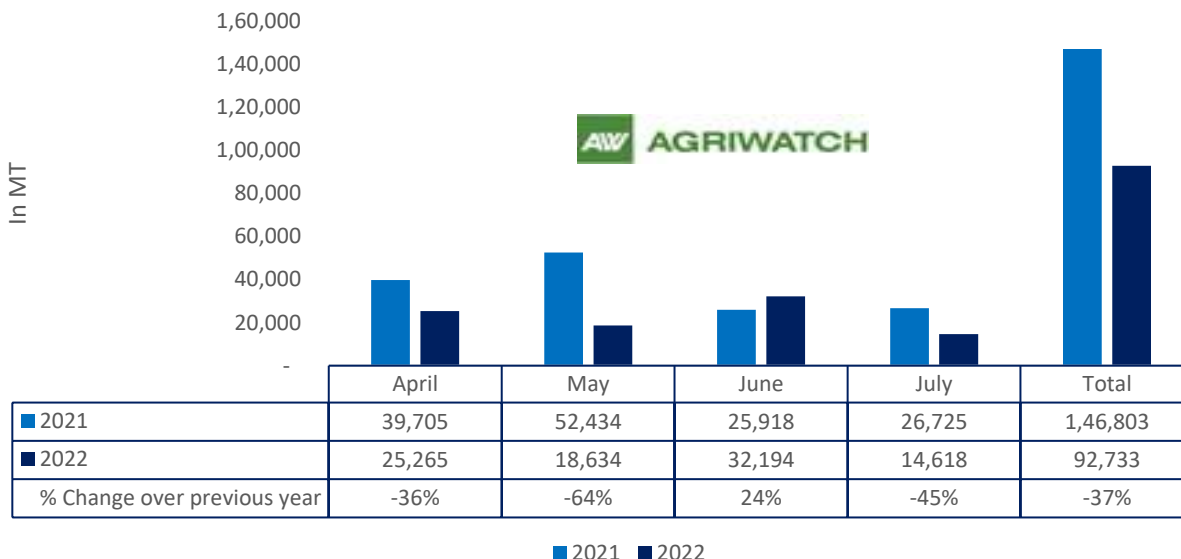
Soy Meal Fundamentals:

Todays Update- Soymeal Indore prices extended previous day loss and went down by 3.2% at Rs. 45,000/MT amid weak export demand. In other markets soybean meal traded with weak sentiments. Indore Soybean meal prices are currently more than 45% down YoY. Soymeal prices in the domestic market are expected to trade range bound with weak bias between 43,000-48,000 in near term tracking GM Soymeal import and weak soy meal export demand.

Total oil meal export



Soy meal export

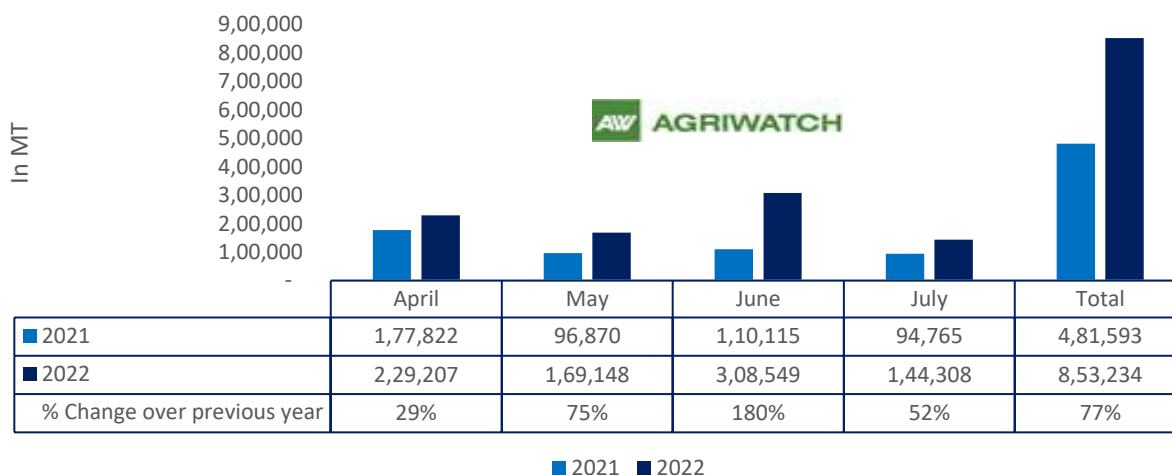


Total oil meal exports in April- July'22 went up by 35% to 12.48 Lakh tonnes vs 9.27 Lakh tonnes previous year same period. However, Soymeal exports went down by 37% to 0.92 Lakh tonnes in April-July'22 Vs 1.46 Lakh tonnes previous year same period. Soymeal exports went down due to over-priced Indian soymeal in the global markets. And during the first four months of the current financial year.

27 Aug, 2022

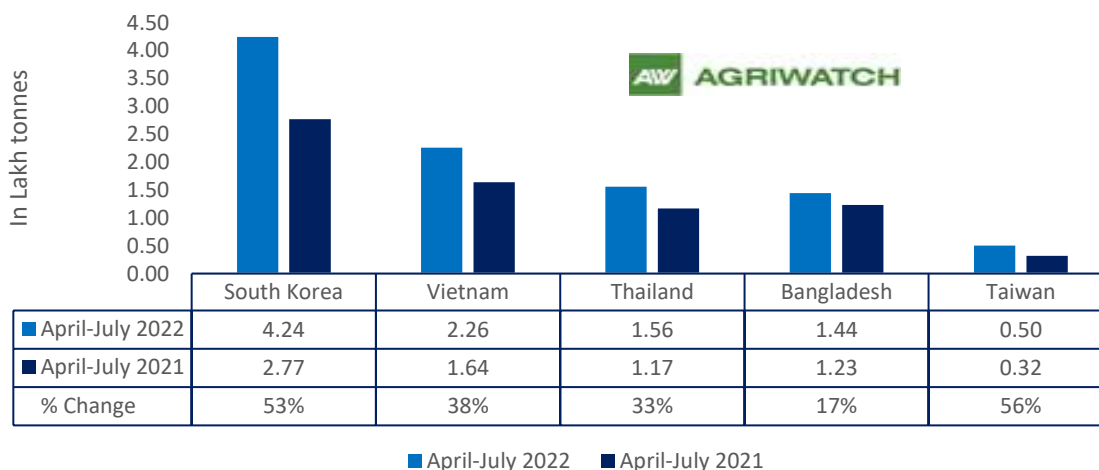
USDA has slashed India's 2022-23 soymeal production by 1.96% MoM. However, soymeal production estimate is up by 3% as compared to previous year. Low soybean production estimates has lead to cut in soy meal production.

Rapeseed meal export



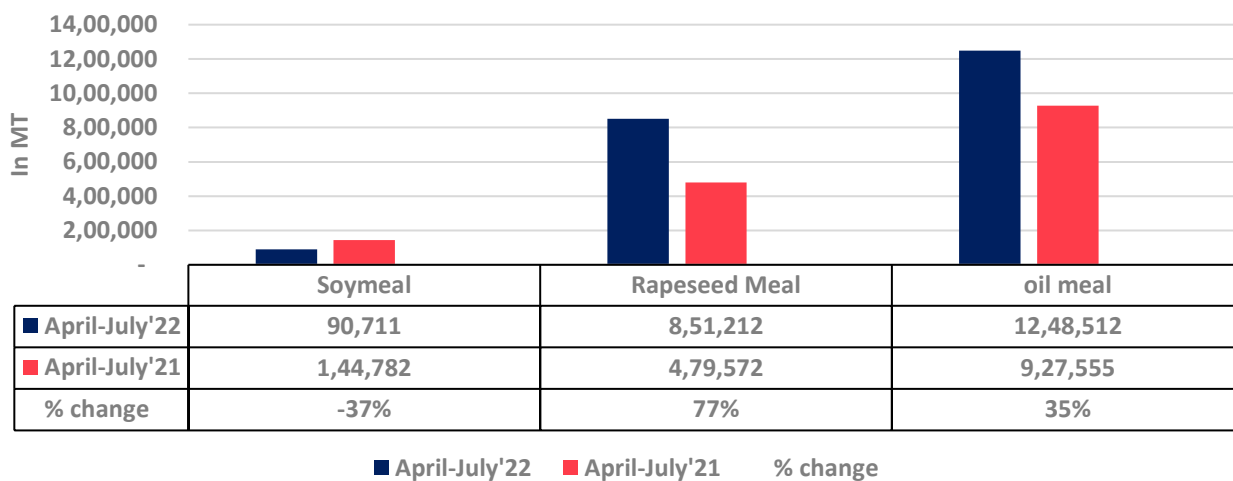
There is a significant jump in export of rapeseed meal and reported at 8.53 Lakh tons compared to 4.81 Lakh tons i.e., up by 77%. And in July 22 exports recorded up by 52% to 3.08 Lakh tonnes vs 1.10 Lakh tonnes in the previous year same period. Upon record crop of rapeseed and crushing resulted in the highest processing, availability of rapeseed meal and export. Currently India is the most competitive supplier of rapeseed meal to South Korea, Vietnam, Thailand and other Far East Countries. In Upcoming months too, we expect good exports amid firm demand from South east Asia.

Country wise Oil meal export

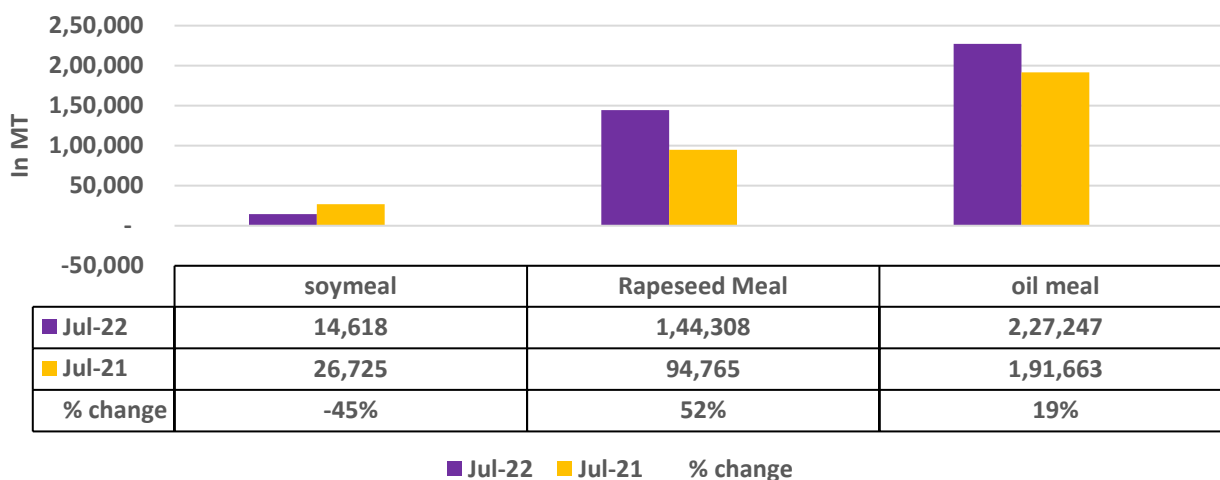


27 Aug, 2022

Soy meal Vs Rapeseed meal Vs Oil meal export (April.'22-July'22)



Soy meal Vs Rapeseed meal Vs Oil meal export (July'22)



27 Aug, 2022

Centres	Ex-factory rates (Rs/ton)			Parity To
	26-Aug-22	25-Aug-22	Change	
Indore - 45%, Jute Bag	45000	46500	▼ -1500	Gujarat, MP
Kota - 45%, PP Bag	47700	50500	▼ -2800	Rajasthan, Del, Punjab, Haryana
Dhulia/Jalna - 45%, PP Bag	50000	52000	▼ -2000	Mumbai, Maharashtra
Nagpur - 45%, PP Bag	49500	50500	▼ -1000	Chattisgarh, Orissa, Bihar, Bangladesh, AP, Kar, TN
Nanded	52000	53000	▼ -1000	Andhra, AP, Kar, TN
Latur	50500	52000	▼ -1500	-
Sangli	49500	49500	Unch	Local and South
Solapur	49500	49500	Unch	Local and South
Akola – 45%, PP Bag	46500	48000	▼ -1500	Andhra, Chattisgarh, Orissa, Jharkhand, WB
Hingoli	53000	53000	Unch	Andhra, Chattisgarh, Orissa, Jharkhand, WB
Bundi	47500	50300	▼ -2800	-

Soy DOC at Ports			
Centers	Port Price		
	25-Aug-22	25-Aug-22	Change
Kandla (FOR) (INR/MT)	51500	51500	Unch
Kandla (FAS) (USD/MT)	595	595	Unch
CNF Indonesia – Yellow SBM (USD/MT)	NA	NA	-

Rapeseed Meal	25-Aug-22	25-Aug-22	Change
FAS Kandla (USD/MT)	265	265	Unch
FOR Kandla (Rs/MT)	20000	20000	Unch
FOR Mundra (Rs/MT)	NA	NA	-
CNF Indonesia (USD/MT)	NA	NA	-

International Soy DOC			
Argentina FOB USD/MT	25-Aug-22	25-Aug-22	Change
Soybean Pellets	477	477	Unch
Soybean Cake Flour	477	477	Unch

27 Aug, 2022

Soya Meal	NR	NR	-
Soy Expellers	NR	NR	-

Sunflower (DOC) Rates	Ex-factory rates (Rs/ton)		
Centers	26-Aug-22	25-Aug-22	Change
Adoni	35000	35000	Unch
Khamgaon	NA	NA	-
Parli	NA	NA	-
Latur	34000	34000	Unch

Groundnut Meal (Rs/MT)	26-Aug-22	25-Aug-22	Change
Basis 45%, Saurashtra	32000	32000	Unch
Basis 40%, Saurashtra	28000	28000	Unch
GN Cake, Gondal	32500	32500	Unch

Mustard DOC	26-Aug-22	25-Aug-22	Change
Jaipur (Plant delivery)	19000	19200	▼-200
Kandla (FOR Rs/MT)	19400	19700	▼-300

Mumbai Oil Meal Quotes:			
Rs/M.T.	26-Aug-22	25-Aug-22	Change
G.N. Extr (45%)	32000	32000	Unch
Kardi Extr	NA	NA	-
Undec Cottonseed Exp	33000	33000	Unch
Rice Bran Extr.	NA	NA	-
Sunflower Extr.	26000	26000	Unch
Rapeseed Extr.	NA	NA	-
Soymeal 48%	47478	49304	▼-1826
Castor Extr.	12250	12450	▼-200

Disclaimer

The information and opinions contained in the document have been compiled from sources believed to be reliable. The company does not warrant its accuracy, completeness and correctness. Use of data and information contained in this report is at your own risk. This document is not, and should not be construed as, an offer to sell or solicitation to buy any commodities. This document may not be reproduced, distributed or published, in whole or in part, by any recipient hereof for any purpose without prior permission from the Company. IASL and its affiliates and/or their officers, directors and employees may have positions in any commodities mentioned in this document (or in any related investment) and may from time to time add to or dispose of any such commodities (or investment). Please see the detailed disclaimer at <http://www.agriwatch.com/disclaimer.php> © 2022 Indian Agribusiness Systems Limited