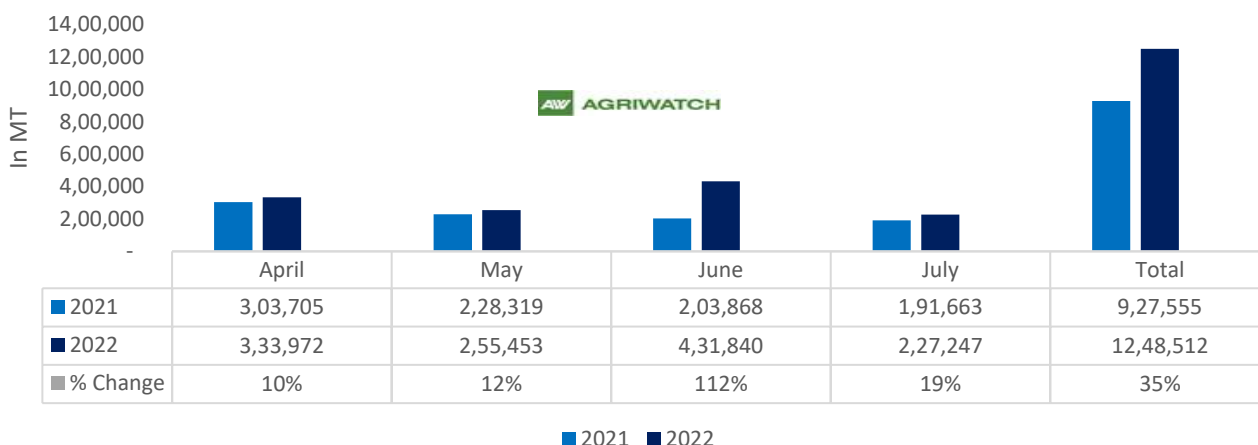


31 Aug, 2022

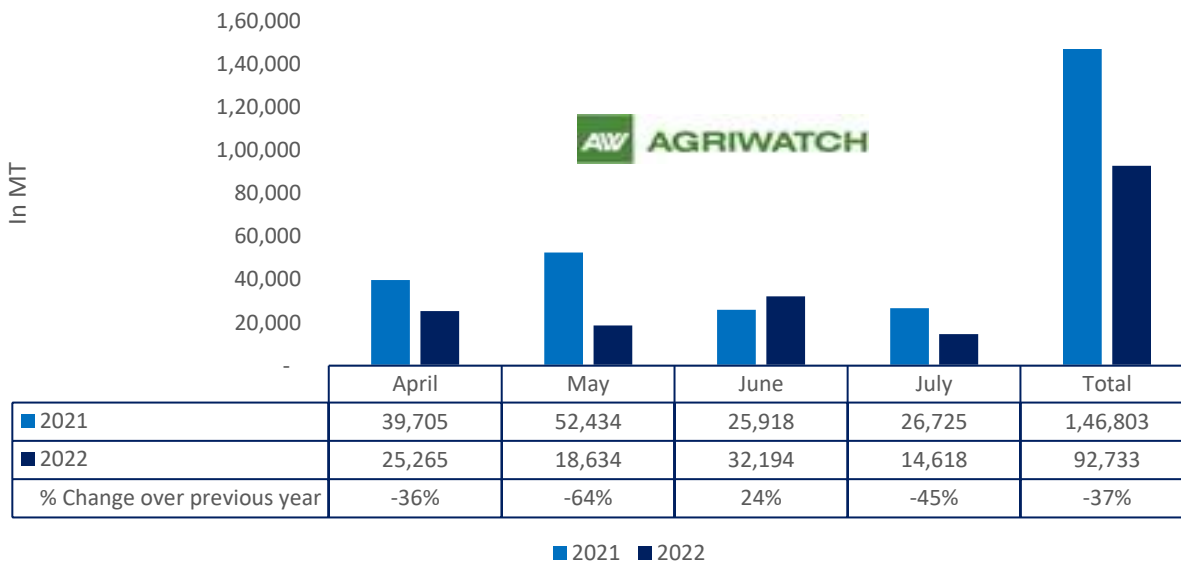
### Soy Meal Fundamentals:

**Todays Update-** Soymeal Indore prices extended previous day loss and went down by 1.1% to Rs. 43,000/MT amid weak soymeal export demand. In other markets too soybean meal traded with weak sentiments. Indore Soybean meal prices are currently more than 50% down YoY. Soymeal prices in the domestic market are expected to trade range bound with weak bias between 43,000-48,000 in near term tracking GM Soymeal import and weak soy meal export demand.

### Total oil meal export



### Soy meal export

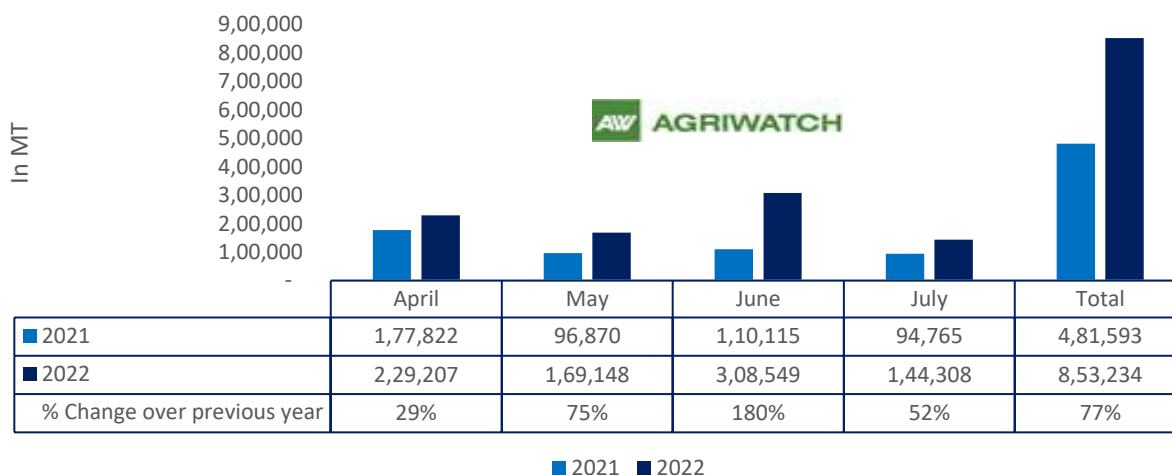


Total oil meal exports in April- July'22 went up by 35% to 12.48 Lakh tonnes vs 9.27 Lakh tonnes previous year same period. However, Soymeal exports went down by 37% to 0.92 Lakh tonnes in April-July'22 Vs 1.46 Lakh tonnes previous year same period. Soymeal exports went down due to over-priced Indian soymeal in the global markets. And during the first four months of the current financial year.

31 Aug, 2022

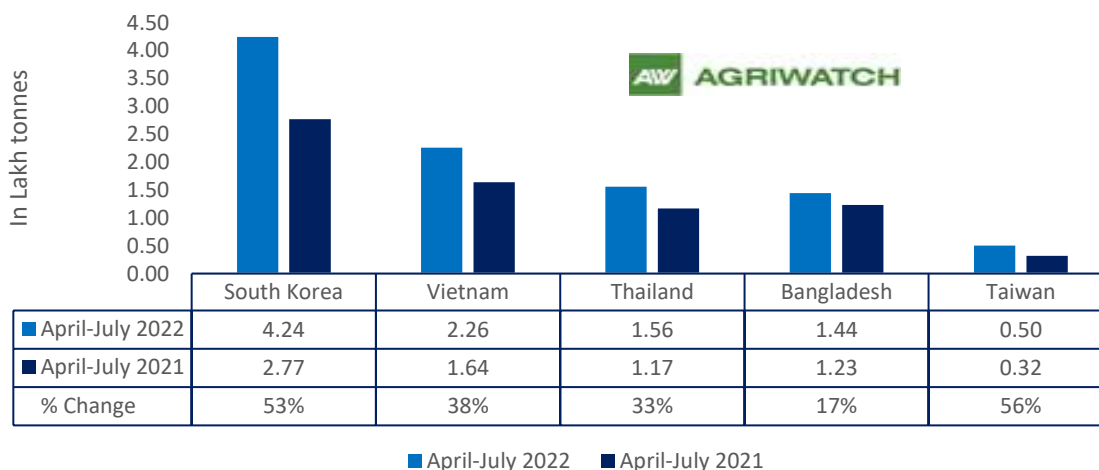
USDA has slashed India's 2022-23 soymeal production by 1.96% MoM. However, soymeal production estimate is up by 3% as compared to previous year. Low soybean production estimates has lead to cut in soy meal production.

## Rapeseed meal export



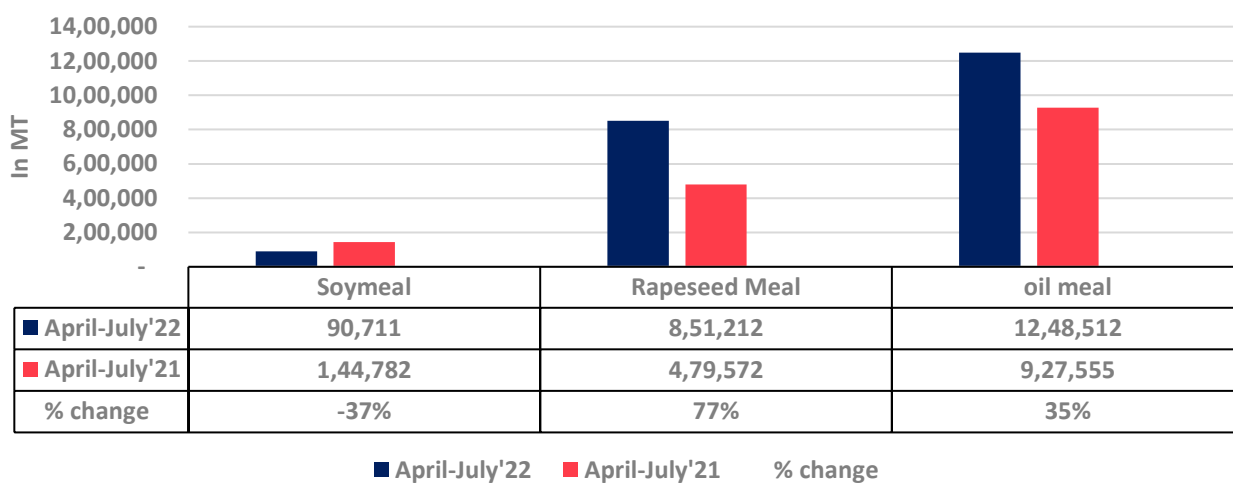
There is a significant jump in export of rapeseed meal and reported at 8.53 Lakh tons compared to 4.81 Lakh tons i.e., up by 77%. And in July 22 exports recorded up by 52% to 3.08 Lakh tonnes vs 1.10 Lakh tonnes in the previous year same period. Upon record crop of rapeseed and crushing resulted in the highest processing, availability of rapeseed meal and export. Currently India is the most competitive supplier of rapeseed meal to South Korea, Vietnam, Thailand and other Far East Countries. In Upcoming months too, we expect good exports amid firm demand from South east Asia.

## Country wise Oil meal export

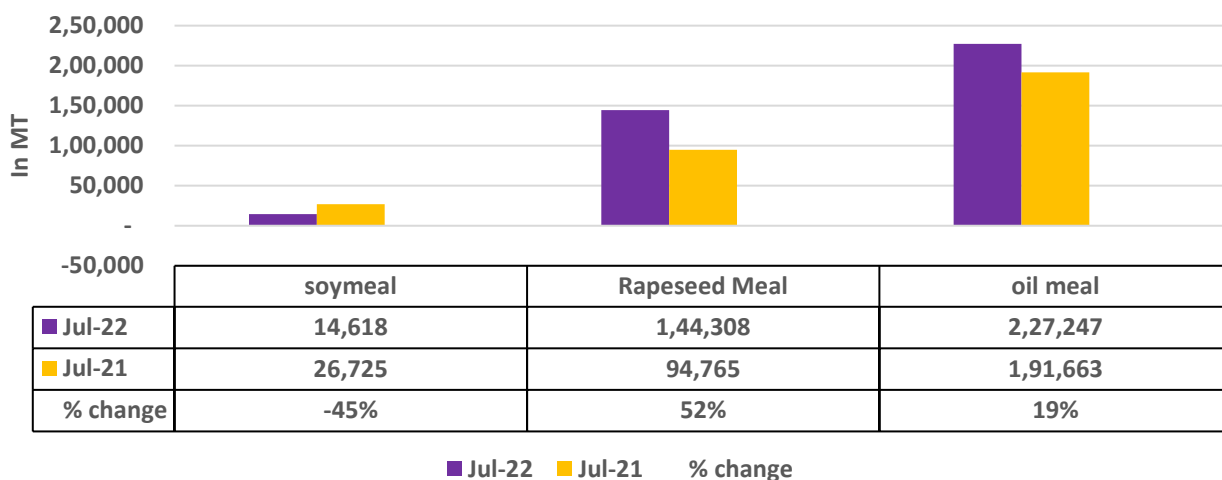


31 Aug, 2022

## Soy meal Vs Rapeseed meal Vs Oil meal export (April.'22-July'22)



## Soy meal Vs Rapeseed meal Vs Oil meal export (July'22)



31 Aug, 2022

Centres	Ex-factory rates (Rs/ton)			Parity To
	30-Aug-22	29-Aug-22	Change	
Indore - 45%, Jute Bag	43000	43500	▼-500	Gujarat, MP
Kota - 45%, PP Bag	44700	45500	▼-800	Rajasthan, Del, Punjab, Haryana
Dhulia/Jalna - 45%, PP Bag	49000	49000	Unch	Mumbai, Maharashtra
Nagpur - 45%, PP Bag	46500	46000	▲500	Chattisgarh, Orissa, Bihar, Bangladesh, AP, Kar, TN
Nanded	50000	51000	▼-1000	Andhra, AP, Kar, TN
Latur	50000	50000	Unch	-
Sangli	49500	49500	Unch	Local and South
Solapur	47000	47000	Unch	Local and South
Akola – 45%, PP Bag	44000	45000	▼-1000	Andhra, Chattisgarh, Orrisa, Jharkhand, WB
Hingoli	50000	51000	▼-1000	Andhra, Chattisgarh, Orrisa, Jharkhand, WB
Bundi	44500	45300	▼-800	-

Soy DOC at Ports			
Centers	Port Price		
	29-Aug-22	29-Aug-22	Change
Kandla (FOR) (INR/MT)	51500	51500	Unch
Kandla (FAS) (USD/MT)	685	685	Unch
CNF Indonesia – Yellow SBM (USD/MT)	NA	NA	-

Rapeseed Meal	29-Aug-22	29-Aug-22	Change
FAS Kandla (USD/MT)	260	260	Unch
FOR Kandla (Rs/MT)	19500	19500	Unch
FOR Mundra (Rs/MT)	NA	NA	-
CNF Indonesia (USD/MT)	NA	NA	-

International Soy DOC			
Argentina FOB USD/MT	29-Aug-22	29-Aug-22	Change
Soybean Pellets	486	486	Unch

31 Aug, 2022

Soybean Cake Flour	486	486	Unch
Soya Meal	NR	NR	-
Soy Expellers	NR	NR	-

Sunflower (DOC) Rates	Ex-factory rates (Rs/ton)		
Centers	30-Aug-22	29-Aug-22	Change
Adoni	35000	35000	Unch
Khamgaon	NA	NA	-
Parli	NA	NA	-
Latur	34000	34000	Unch

Groundnut Meal (Rs/MT)	30-Aug-22	29-Aug-22	Change
Basis 45%, Saurashtra	32000	32000	Unch
Basis 40%, Saurashtra	28000	28000	Unch
GN Cake, Gondal	32500	32500	Unch

Mustard DOC	30-Aug-22	29-Aug-22	Change
Jaipur (Plant delivery)	18300	18600	▼-300
Kandla (FOR Rs/MT)	18800	19000	▼-200

Mumbai Oil Meal Quotes:			
Rs/M.T.	30-Aug-22	29-Aug-22	Change
G.N. Extr (45%)	31500	32000	▼-500
Kardi Extr	NA	NA	-
Undec Cottonseed Exp	33000	33000	Unch
Rice Bran Extr.	NA	NA	-
Sunflower Extr.	26000	26000	Unch
Rapeseed Extr.	NA	NA	-
Soymeal 48%	45391	46174	▼-783
Castor Extr.	11650	11950	▼-300

## Disclaimer

The information and opinions contained in the document have been compiled from sources believed to be reliable. The company does not warrant its accuracy, completeness and correctness. Use of data and information contained in this report is at your own risk. This document is not, and should not be construed as, an offer to sell or solicitation to buy any commodities. This document may not be reproduced, distributed or published, in whole or in part, by any recipient hereof for any purpose without prior permission from the Company. IASL and its affiliates and/or their officers, directors and employees may have positions in any commodities mentioned in this document (or in any related investment) and may from time to time add to or dispose of any such commodities (or investment). Please see the detailed disclaimer at <http://www.agriwatch.com/disclaimer.php> © 2022 Indian Agribusiness Systems Limited