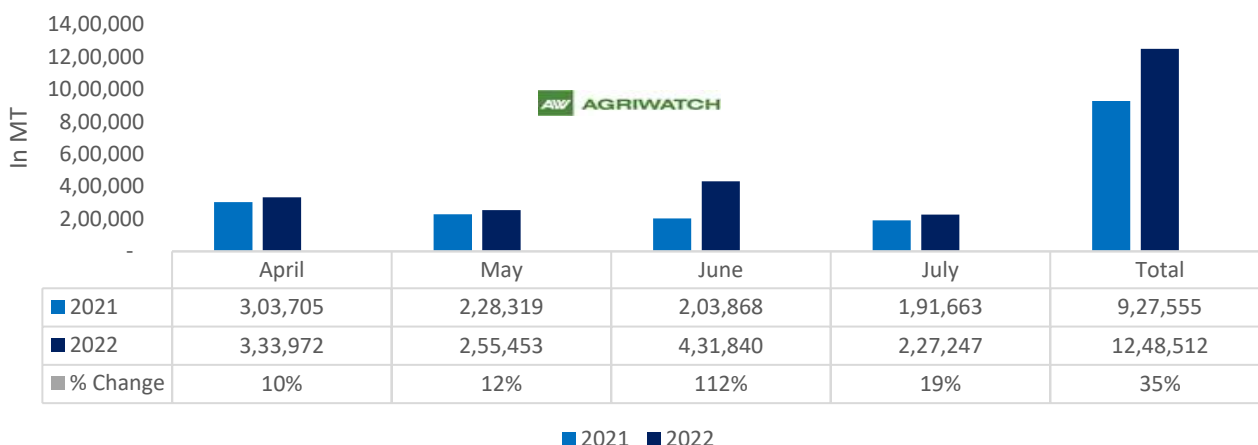


02 Sept, 2022

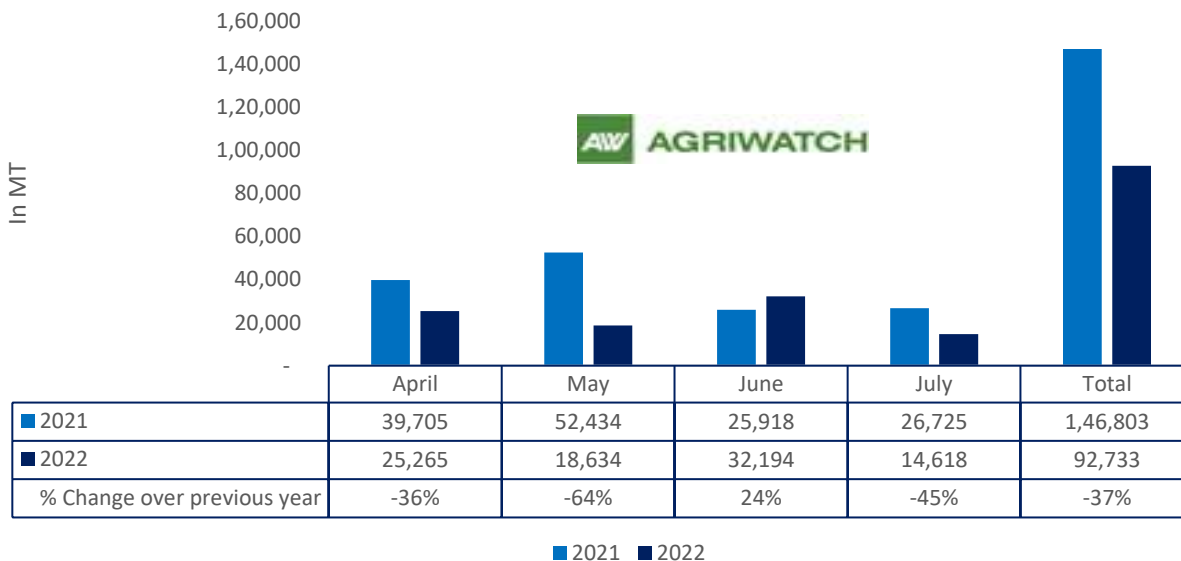
### Soy Meal Fundamentals:

**Todays Update-** Soymeal Indore prices extended previous day loss and went down by 2.4% to Rs. 41,500/MT amid weak soymeal export demand. In other markets too soybean meal traded with weak sentiments. Indore Soybean meal prices are currently more than 50% down YoY. Soymeal prices in the domestic market are expected to trade range bound with weak bias between 40,000-45,000 in near term tracking GM Soymeal import and weak soy meal export demand.

### Total oil meal export



### Soy meal export

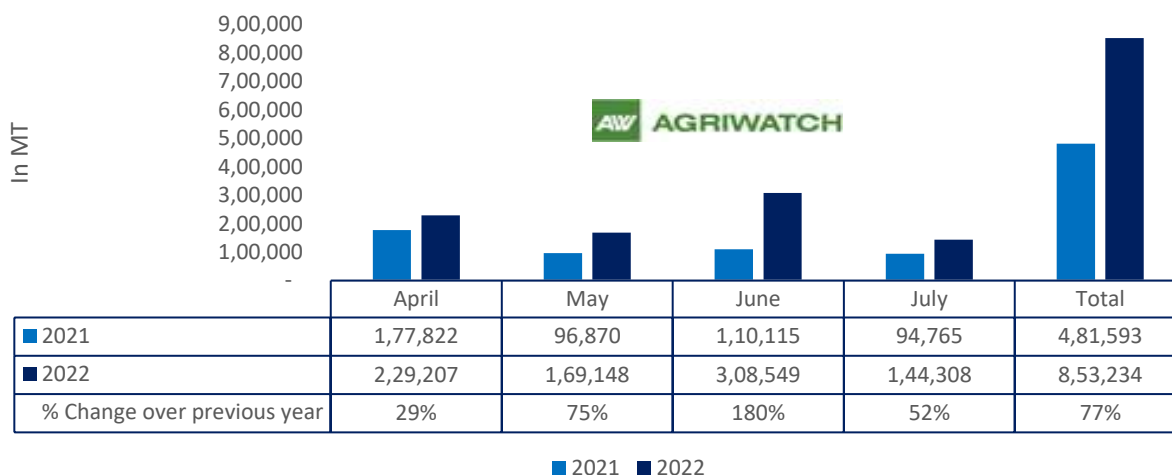


Total oil meal exports in April- July'22 went up by 35% to 12.48 Lakh tonnes vs 9.27 Lakh tonnes previous year same period. However, Soymeal exports went down by 37% to 0.92 Lakh tonnes in April-July'22 Vs 1.46 Lakh tonnes previous year same period. Soymeal exports went down due to over-priced Indian soymeal in the global markets. And during the first four months of the current financial year.

02 Sept, 2022

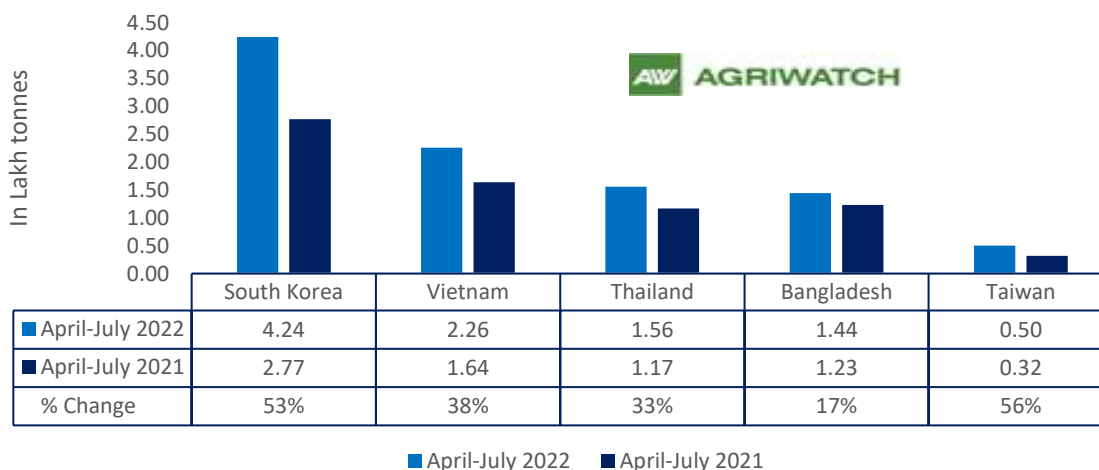
USDA has slashed India's 2022-23 soymeal production by 1.96% MoM. However, soymeal production estimate is up by 3% as compared to previous year. Low soybean production estimates has lead to cut in soy meal production.

## Rapeseed meal export



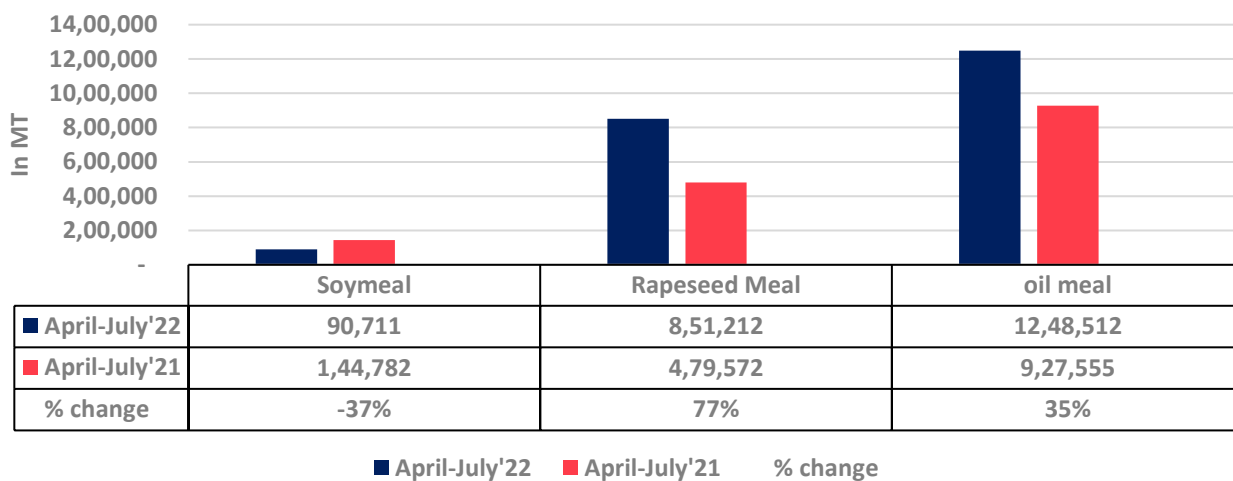
There is a significant jump in export of rapeseed meal and reported at 8.53 Lakh tons compared to 4.81 Lakh tons i.e., up by 77%. And in July 22 exports recorded up by 52% to 3.08 Lakh tonnes vs 1.10 Lakh tonnes in the previous year same period. Upon record crop of rapeseed and crushing resulted in the highest processing, availability of rapeseed meal and export. Currently India is the most competitive supplier of rapeseed meal to South Korea, Vietnam, Thailand and other Far East Countries. In Upcoming months too, we expect good exports amid firm demand from South east Asia.

## Country wise Oil meal export

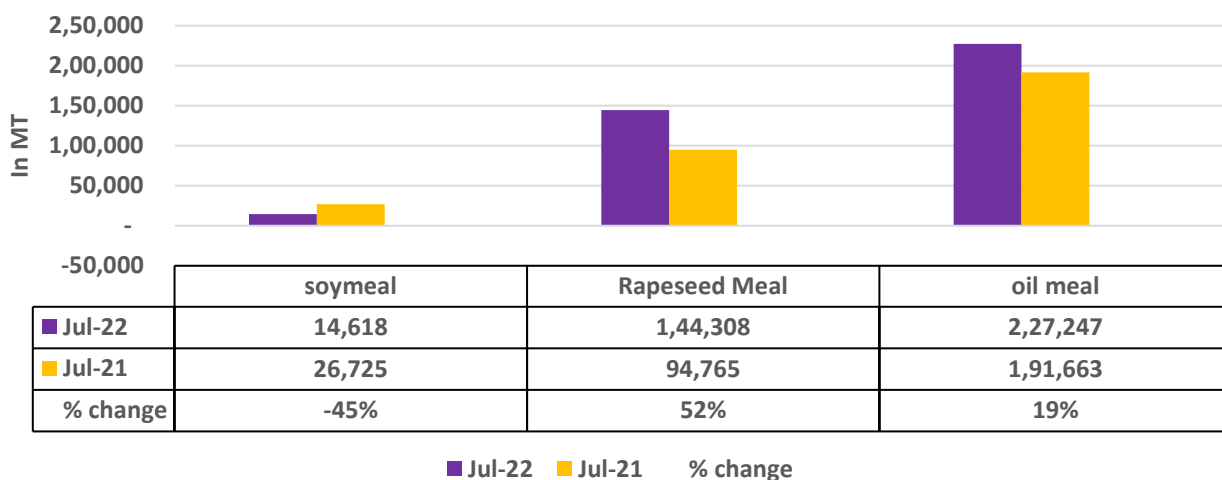


02 Sept, 2022

### Soy meal Vs Rapeseed meal Vs Oil meal export (April.'22-July'22)



### Soy meal Vs Rapeseed meal Vs Oil meal export (July'22)



02 Sept, 2022

Centres	Ex-factory rates (Rs/ton)			Parity To
	01-Sep-22	31-Aug-22	Change	
Indore - 45%, Jute Bag	41500	42500	▼-1000	Gujarat, MP
Kota - 45%, PP Bag	44000	44000	Unch	Rajasthan, Del, Punjab, Haryana
Dhulia/Jalna - 45%, PP Bag	48000	48500	▼-500	Mumbai, Maharashtra
Nagpur - 45%, PP Bag	45000	46500	▼-1500	Chattisgarh, Orissa, Bihar, Bangladesh, AP, Kar, TN
Nanded	49500	50000	▼-500	Andhra, AP, Kar, TN
Latur	49000	48000	▲1000	-
Sangli	49500	49500	Unch	Local and South
Solapur	47000	47000	Unch	Local and South
Akola – 45%, PP Bag	43500	44000	▼-500	Andhra, Chattisgarh, Orrisa, Jharkhand, WB
Hingoli	50000	50000	Unch	Andhra, Chattisgarh, Orrisa, Jharkhand, WB
Bundi	43800	43800	Unch	-

Soy DOC at Ports			
Centers	Port Price		
	31-Aug-22	31-Aug-22	Change
Kandla (FOR) (INR/MT)	50000	50000	Unch
Kandla (FAS) (USD/MT)	575	575	Unch
CNF Indonesia – Yellow SBM (USD/MT)	NA	NA	-

Rapeseed Meal	31-Aug-22	31-Aug-22	Change
FAS Kandla (USD/MT)	255	255	Unch
FOR Kandla (Rs/MT)	19000	19000	Unch
FOR Mundra (Rs/MT)	NA	NA	-
CNF Indonesia (USD/MT)	NA	NA	-

International Soy DOC			
Argentina FOB USD/MT	31-Aug-22	31-Aug-22	Change
Soybean Pellets	471	471	Unch

02 Sept, 2022

Soybean Cake Flour	471	471	Unch
Soya Meal	NR	NR	-
Soy Expellers	NR	NR	-

Sunflower (DOC) Rates	Ex-factory rates (Rs/ton)		
Centers	01-Sep-22	31-Aug-22	Change
Adoni	35000	Closed	-
Khamgaon	NA	Closed	-
Parli	NA	Closed	-
Latur	34000	Closed	-

Groundnut Meal (Rs/MT)	01-Sep-22	31-Aug-22	Change
Basis 45%, Saurashtra	Closed	Closed	-
Basis 40%, Saurashtra	Closed	Closed	-
GN Cake, Gondal	Closed	Closed	-

Mustard DOC	01-Sep-22	31-Aug-22	Change
Jaipur (Plant delivery)	18700	18700	Unch
Kandla (FOR Rs/MT)	19300	19300	Unch

Mumbai Oil Meal Quotes:			
Rs/M.T.	01-Sep-22	31-Aug-22	Change
G.N. Extr (45%)	31500	Closed	-
Kardi Extr	NA	Closed	-
Undec Cottonseed Exp	33500	Closed	-
Rice Bran Extr.	NA	Closed	-
Sunflower Extr.	25500	Closed	-
Rapeseed Extr.	NA	Closed	-
Soymeal 48%	44348	Closed	-
Castor Extr.	11650	Closed	-

## Disclaimer

The information and opinions contained in the document have been compiled from sources believed to be reliable. The company does not warrant its accuracy, completeness and correctness. Use of data and information contained in this report is at your own risk. This document is not, and should not be construed as, an offer to sell or solicitation to buy any commodities. This document may not be reproduced, distributed or published, in whole or in part, by any recipient hereof for any purpose without prior permission from the Company. IASL and its affiliates and/or their officers, directors and employees may have positions in any commodities mentioned in this document (or in any related investment) and may from time to time add to or dispose of any such commodities (or investment). Please see the detailed disclaimer at <http://www.agriwatch.com/disclaimer.php> © 2022 Indian Agribusiness Systems Limited