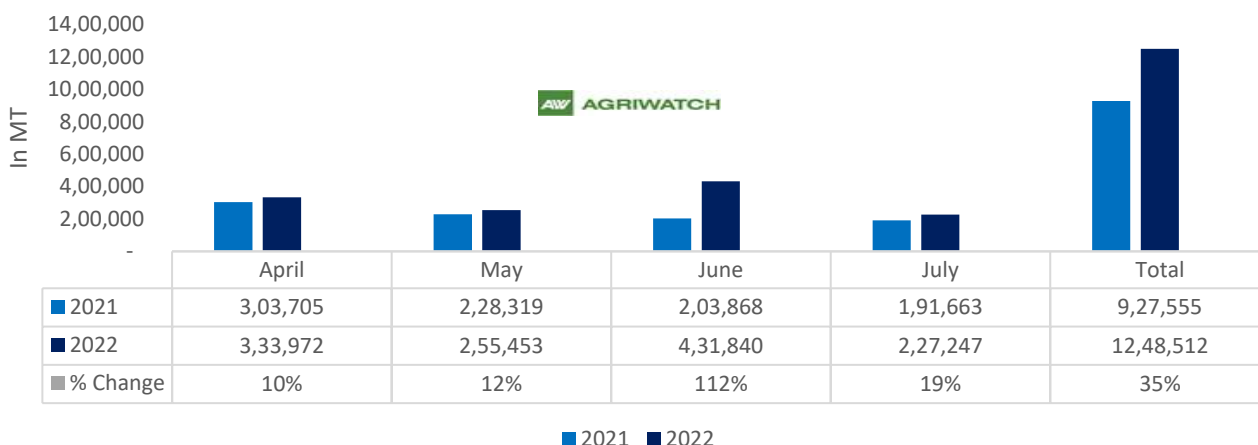


03 Sept, 2022

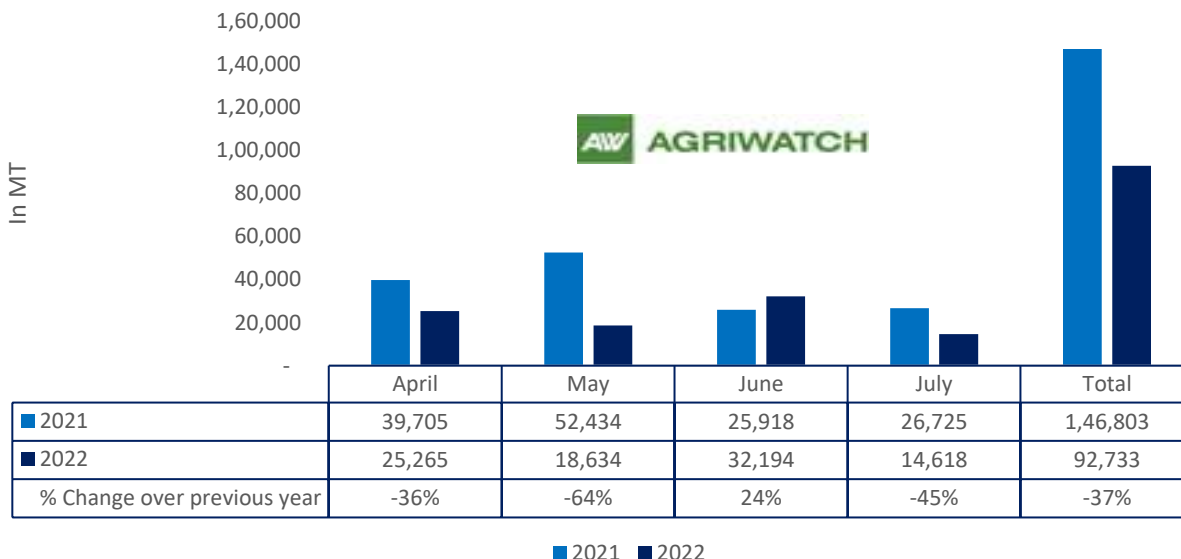
Soy Meal Fundamentals:

Todays Update- Soymeal Indore prices extended previous day loss and went down by 1.2% to Rs. 41,000/MT in tandem with correction in oilseed complex due to unchanged tariff rates. In other markets too soybean meal traded with weak sentiments. Indore Soybean meal prices are currently down by more than 50% YoY. Soymeal prices in the domestic market are expected to trade range bound with weak bias between 40,000-45,000 in near term tracking GM Soymeal import and weak soy meal export demand.

Total oil meal export



Soy meal export

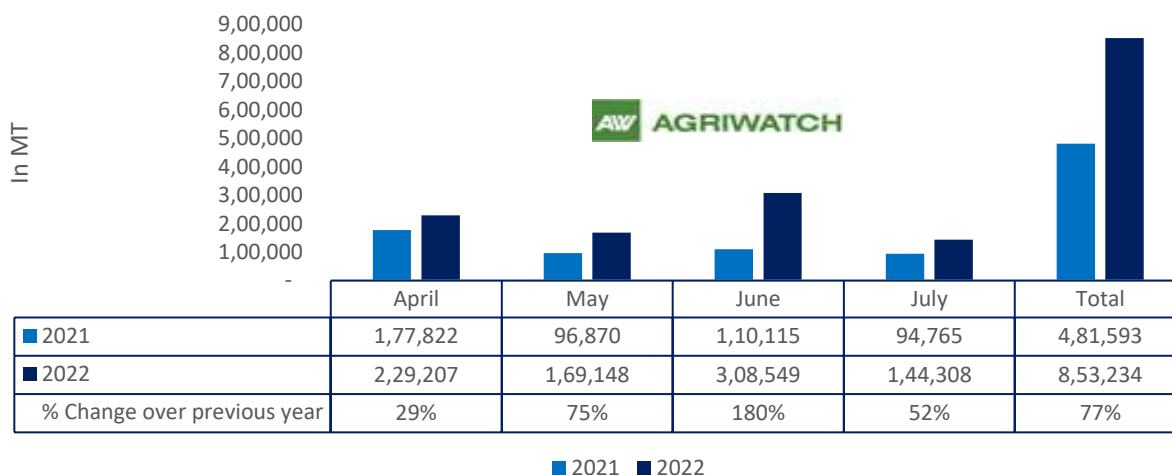


Total oil meal exports in April- July'22 went up by 35% to 12.48 Lakh tonnes vs 9.27 Lakh tonnes previous year same period. However, Soymeal exports went down by 37% to 0.92 Lakh tonnes in April-July'22 Vs 1.46 Lakh tonnes previous year same period. Soymeal exports went down due to over-priced Indian soymeal in the global markets. And during the first four months of the current financial year.

03 Sept, 2022

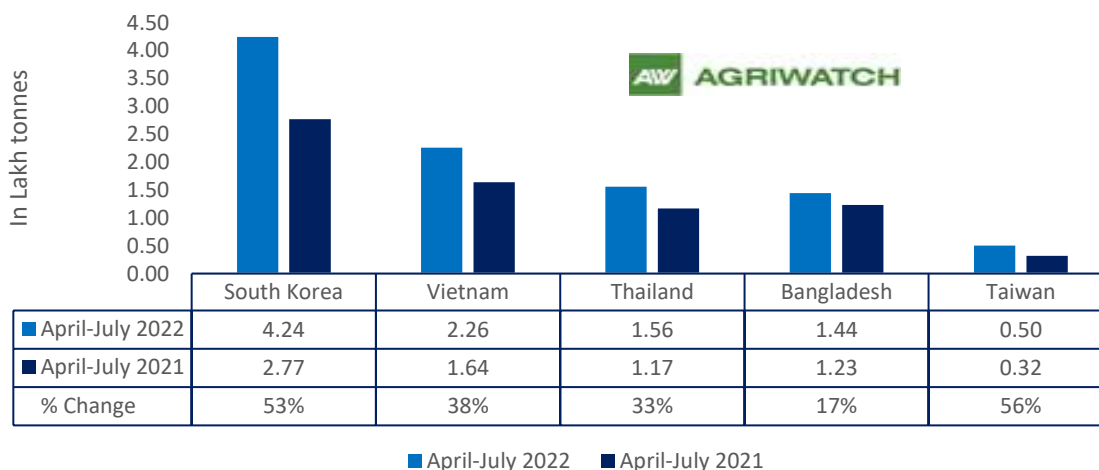
USDA has slashed India's 2022-23 soymeal production by 1.96% MoM. However, soymeal production estimate is up by 3% as compared to previous year. Low soybean production estimates has lead to cut in soy meal production.

Rapeseed meal export



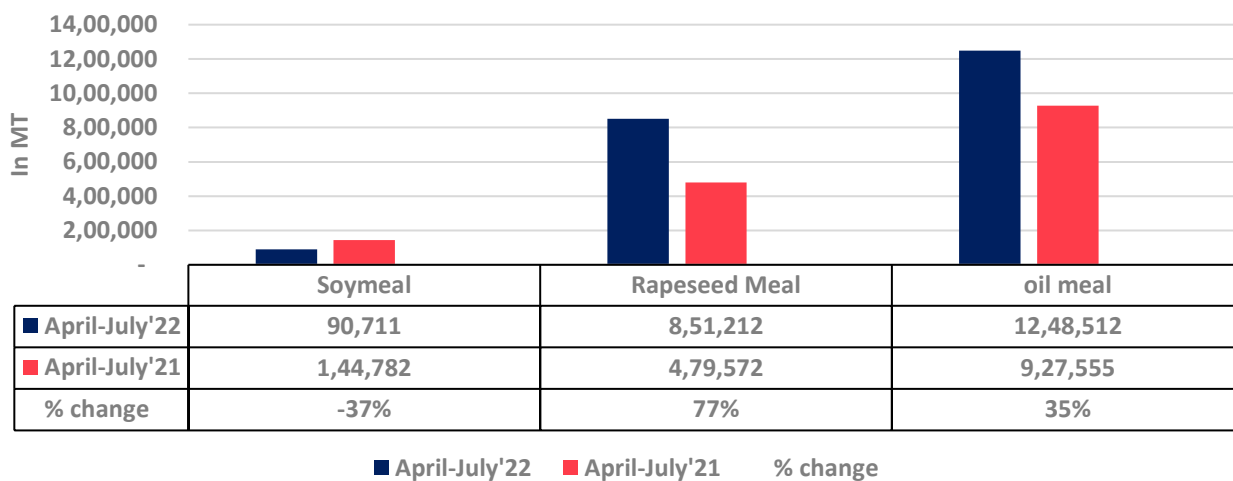
There is a significant jump in export of rapeseed meal and reported at 8.53 Lakh tons compared to 4.81 Lakh tons i.e., up by 77%. And in July 22 exports recorded up by 52% to 3.08 Lakh tonnes vs 1.10 Lakh tonnes in the previous year same period. Upon record crop of rapeseed and crushing resulted in the highest processing, availability of rapeseed meal and export. Currently India is the most competitive supplier of rapeseed meal to South Korea, Vietnam, Thailand and other Far East Countries. In Upcoming months too, we expect good exports amid firm demand from South east Asia.

Country wise Oil meal export

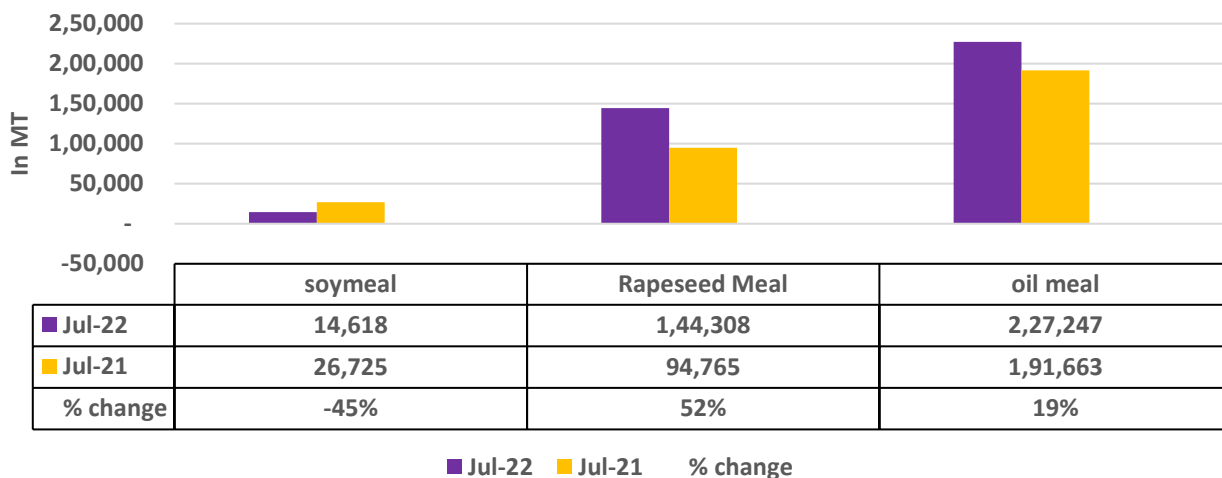


03 Sept, 2022

Soy meal Vs Rapeseed meal Vs Oil meal export (April.'22-July'22)



Soy meal Vs Rapeseed meal Vs Oil meal export (July'22)



03 Sept, 2022

Centres	Ex-factory rates (Rs/ton)			Parity To
	02-Sep-22	01-Sep-22	Change	
Indore - 45%, Jute Bag	41000	41500	▼-500	Gujarat, MP
Kota - 45%, PP Bag	41700	44000	▼-2300	Rajasthan, Del, Punjab, Haryana
Dhulia/Jalna - 45%, PP Bag	47000	48000	▼-1000	Mumbai, Maharashtra
Nagpur - 45%, PP Bag	44000	45000	▼-1000	Chattisgarh, Orissa, Bihar, Bangladesh, AP, Kar, TN
Nanded	48000	49500	▼-1500	Andhra, AP, Kar, TN
Latur	47500	49000	▼-1500	-
Sangli	49500	49500	Unch	Local and South
Solapur	47000	47000	Unch	Local and South
Akola – 45%, PP Bag	42000	43500	▼-1500	Andhra, Chattisgarh, Orrisa, Jharkhand, WB
Hingoli	48500	50000	▼-1500	Andhra, Chattisgarh, Orrisa, Jharkhand, WB
Bundi	41500	43800	▼-2300	-

Soy DOC at Ports			
Centers	Port Price		
	01-Sep-22	01-Sep-22	Change
Kandla (FOR) (INR/MT)	43000	43000	Unch
Kandla (FAS) (USD/MT)	570	570	Unch
CNF Indonesia – Yellow SBM (USD/MT)	NA	NA	-

Rapeseed Meal	01-Sep-22	01-Sep-22	Change
FAS Kandla (USD/MT)	258	258	Unch
FOR Kandla (Rs/MT)	18800	18800	Unch
FOR Mundra (Rs/MT)	NA	NA	-
CNF Indonesia (USD/MT)	NA	NA	-

International Soy DOC			
Argentina FOB USD/MT	01-Sep-22	01-Sep-22	Change
Soybean Pellets	469	469	Unch

03 Sept, 2022

Soybean Cake Flour	469	469	Unch
Soya Meal	NR	NR	-
Soy Expellers	NR	NR	-

Sunflower (DOC) Rates	Ex-factory rates (Rs/ton)		
Centers	02-Sep-22	01-Sep-22	Change
Adoni	35000	35000	Unch
Khamgaon	NA	NA	-
Parli	NA	NA	-
Latur	34000	34000	Unch

Groundnut Meal (Rs/MT)	02-Sep-22	01-Sep-22	Change
Basis 45%, Saurashtra	32000	Closed	-
Basis 40%, Saurashtra	28000	Closed	-
GN Cake, Gondal	32500	Closed	-

Mustard DOC	02-Sep-22	01-Sep-22	Change
Jaipur (Plant delivery)	18400	18700	▼-300
Kandla (FOR Rs/MT)	19000	19300	▼-300

Mumbai Oil Meal Quotes:			
Rs/M.T.	02-Sep-22	01-Sep-22	Change
G.N. Extr (45%)	31500	31500	Unch
Kardi Extr	NA	NA	-
Undec Cottonseed Exp	33500	33500	Unch
Rice Bran Extr.	NA	NA	-
Sunflower Extr.	25500	25500	Unch
Rapeseed Extr.	NA	NA	-
Soymeal 48%	44348	44348	Unch
Castor Extr.	11850	11650	▲200

Disclaimer

The information and opinions contained in the document have been compiled from sources believed to be reliable. The company does not warrant its accuracy, completeness and correctness. Use of data and information contained in this report is at your own risk. This document is not, and should not be construed as, an offer to sell or solicitation to buy any commodities. This document may not be reproduced, distributed or published, in whole or in part, by any recipient hereof for any purpose without prior permission from the Company. IASL and its affiliates and/or their officers, directors and employees may have positions in any commodities mentioned in this document (or in any related investment) and may from time to time add to or dispose of any such commodities (or investment). Please see the detailed disclaimer at <http://www.agriwatch.com/disclaimer.php> © 2022 Indian Agribusiness Systems Limited