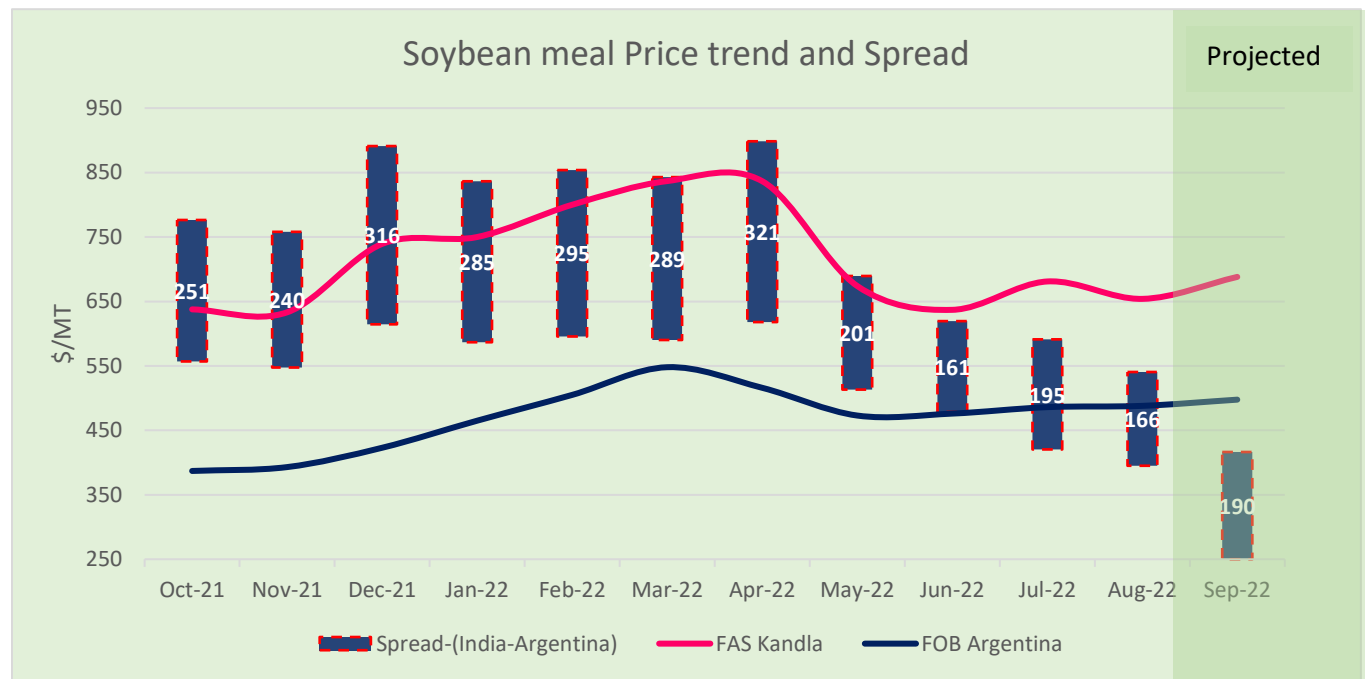


06 Sept, 2022

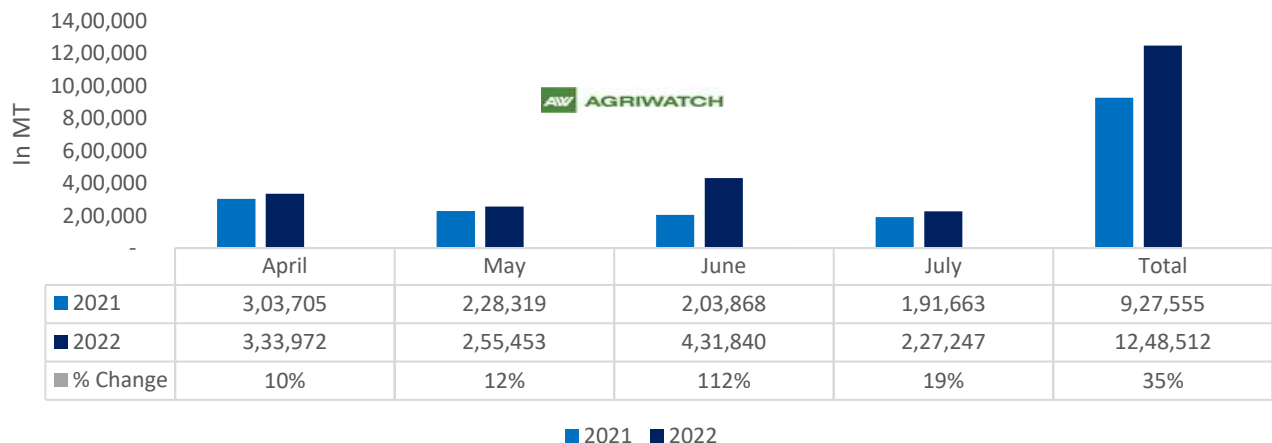
### Soy Meal Fundamentals:

**Todays Update-** Soymeal Indore prices went up by 1.2% at Rs. 41,500/MT. In other markets soybean traded with steady to firm sentiments. Indore Soybean meal prices are currently down by more than 20% MoM and down by 50% YoY. Soymeal prices in the domestic market are expected to trade range bound with weak bias between 40,000-45,000 in near term tracking GM Soymeal import and weak soy meal export demand.



In Aug'22 SBM FAS Kandla was outpriced by USD 166/MT to FOB SBM Argentina prices as compared to \$ 195/MT. Upon pricy Indian SBM, export demand remained limited. In Sept'22 we expect Indian SBM to remain outpriced by USD 190/MT.

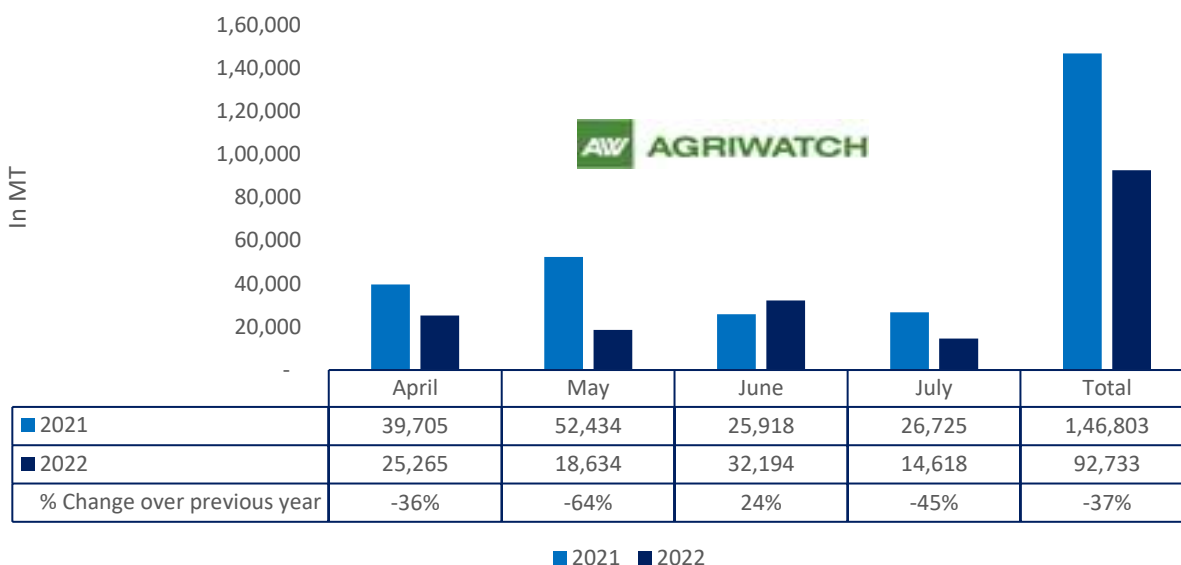
### Total oil meal export



06 Sept, 2022

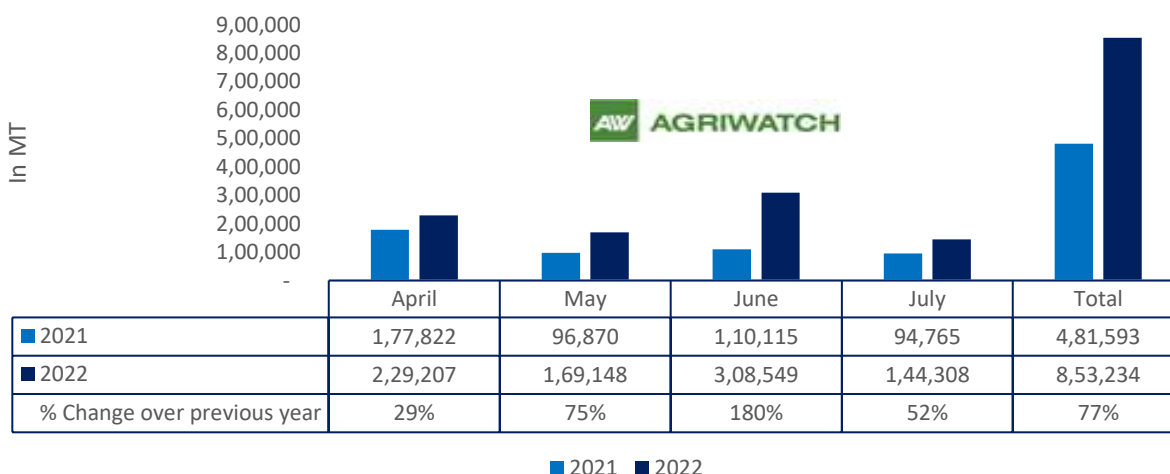
Total oil meal exports in April- July'22 went up by 35% to 12.48 Lakh tonnes vs 9.27 Lakh tonnes previous year same period. However, Soymeal exports went down by 37% to 0.92 Lakh tonnes in April-July'22 Vs 1.46 Lakh tonnes previous year same period. Soymeal exports went down due to over-priced Indian soymeal in the global markets. And during the first four months of the current financial year.

### Soy meal export



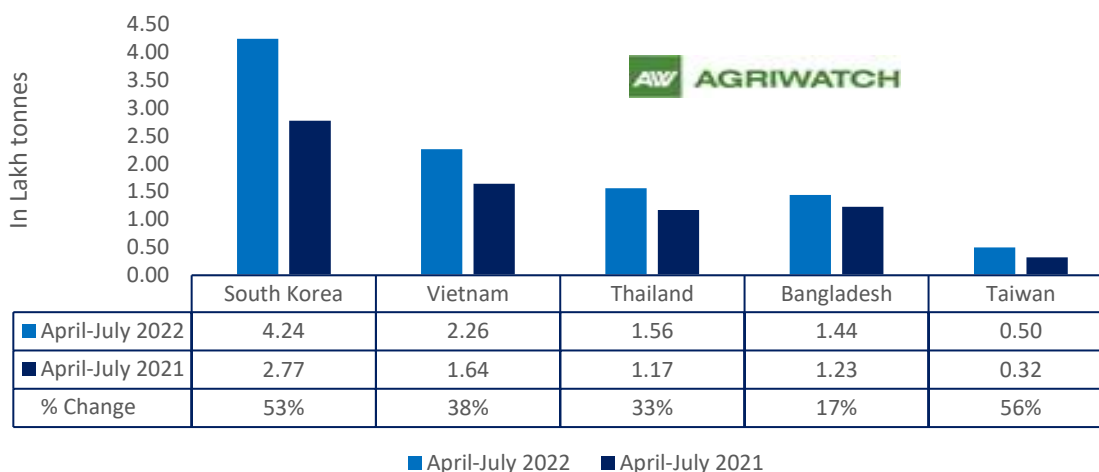
USDA has slashed India's 2022-23 soymeal production by 1.96% MoM. However, soymeal production estimate is up by 3% as compared to previous year. Low soybean production estimates has lead to cut in soy meal production.

### Rapeseed meal export

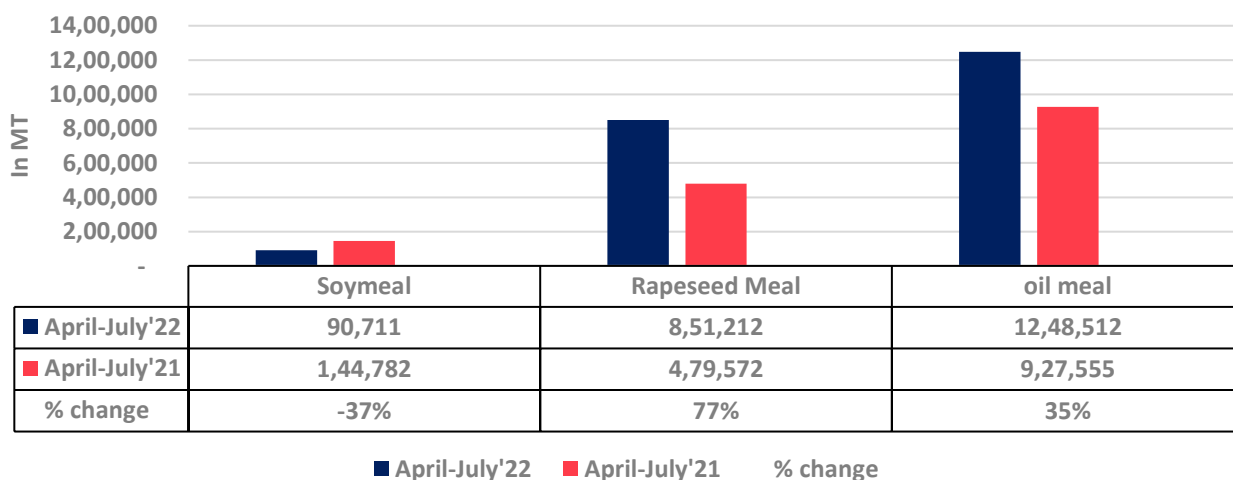


There is a significant jump in export of rapeseed meal and reported at 8.53 Lakh tons compared to 4.81 Lakh tons i.e., up by 77%. And in July 22 exports recorded up by 52% to 3.08 Lakh tonnes vs 1.10 Lakh tonnes in the previous year same period. Upon record crop of rapeseed and crushing resulted in the highest processing, availability of rapeseed meal and export. Currently India is the most competitive supplier of rapeseed meal to South Korea, Vietnam, Thailand and other Far East Countries. In Upcoming months too, we expect good exports amid firm demand from South east Asia.

### Country wise Oil meal export

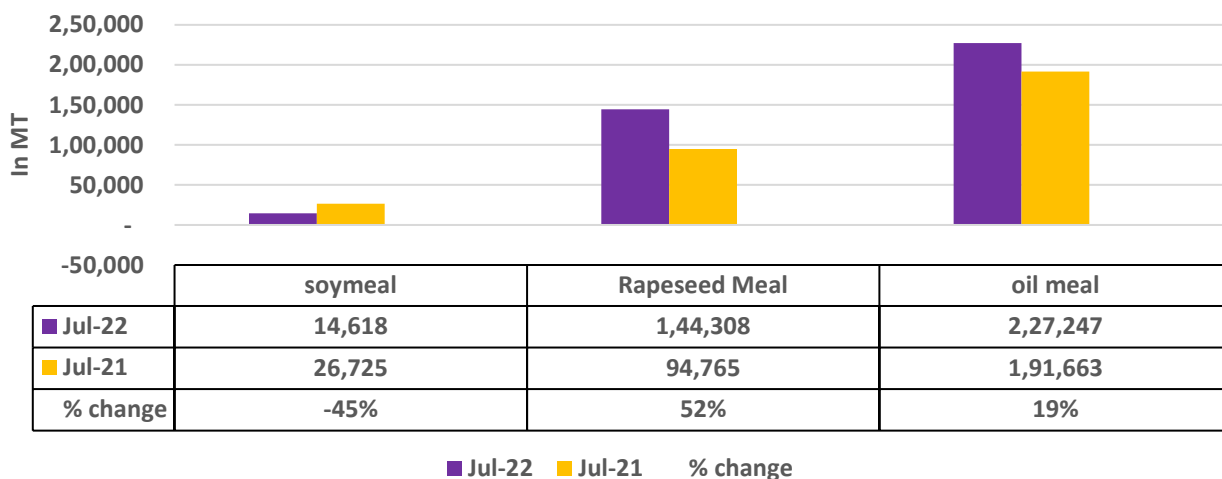


### Soy meal Vs Rapeseed meal Vs Oil meal export (April.'22-July'22)



06 Sept, 2022

### Soy meal Vs Rapeseed meal Vs Oil meal export (July'22)



Centres	Ex-factory rates (Rs/ton)			Parity To
	05-Sep-22	03-Sep-22	Change	
Indore - 45%, Jute Bag	41500	41000	▲ 500	Gujarat, MP
Kota - 45%, PP Bag	41700	41700	Unch	Rajasthan, Del, Punjab, Haryana
Dhulia/Jalna - 45%, PP Bag	47000	46000	▲ 1000	Mumbai, Maharashtra
Nagpur - 45%, PP Bag	43500	43500	Unch	Chattisgarh, Orissa, Bihar, Bangladesh, AP, Kar, TN
Nanded	48000	47000	▲ 1000	Andhra, AP, Kar ,TN
Latur	46500	46000	▲ 500	-
Sangli	49500	49500	Unch	Local and South
Solapur	47000	47000	Unch	Local and South
Akola – 45%, PP Bag	42000	42000	Unch	Andhra, Chattisgarh, Orrisa,Jharkhand, WB
Hingoli	47000	47500	▼ -500	Andhra, Chattisgarh, Orrisa,Jharkhand, WB
Bundi	41500	41500	Unch	-

Soy DOC at Ports			
Centers	Port Price		
	03-Sep-22	03-Sep-22	Change

06 Sept, 2022

Kandla (FOR) (INR/MT)	NR	NR	-
Kandla (FAS) (USD/MT)	575	575	Unch
CNF Indonesia – Yellow SBM (USD/MT)	NA	NA	-

Rapeseed Meal	03-Sep-22	03-Sep-22	Change
FAS Kandla (USD/MT)	NA	NA	-
FOR Kandla (Rs/MT)	NA	NA	-
FOR Mundra (Rs/MT)	NA	NA	-
CNF Indonesia (USD/MT)	NA	NA	-

International Soy DOC			
Argentina FOB USD/MT	03-Sep-22	03-Sep-22	Change
Soybean Pellets	Closed	Closed	-
Soybean Cake Flour	Closed	Closed	-
Soya Meal	Closed	Closed	-
Soy Expellers	Closed	Closed	-

Sunflower (DOC) Rates	Ex-factory rates (Rs/ton)		
Centers	05-Sep-22	03-Sep-22	Change
Adoni	35000	35000	Unch
Khamgaon	NA	NA	-
Parli	NA	NA	-
Latur	34000	34000	Unch

Groundnut Meal (Rs/MT)	05-Sep-22	03-Sep-22	Change
Basis 45%, Saurashtra	32000	32000	Unch
Basis 40%, Saurashtra	28000	28000	Unch
GN Cake, Gondal	32500	32500	Unch

Mustard DOC	05-Sep-22	03-Sep-22	Change
Jaipur (Plant delivery)	18500	18000	▲ 500
Kandla (FOR Rs/MT)	19500	18500	▲ 1000

Mumbai Oil Meal Quotes:			
Rs/M.T.	05-Sep-22	03-Sep-22	Change
G.N. Extr (45%)	31500	NA	-
Kardi Extr	NA	NA	-
Undec Cottonseed Exp	33000	33500	▼ -500
Rice Bran Extr.	NA	NA	-

**06 Sept, 2022**

Sunflower Extr.	25500	NA	-
Rapeseed Extr.	NA	NA	-
Soymeal 48%	44348	44348	Unch
Castor Extr.	11650	11850	▼-200

**Disclaimer**

The information and opinions contained in the document have been compiled from sources believed to be reliable. The company does not warrant its accuracy, completeness and correctness. Use of data and information contained in this report is at your own risk. This document is not, and should not be construed as, an offer to sell or solicitation to buy any commodities. This document may not be reproduced, distributed or published, in whole or in part, by any recipient hereof for any purpose without prior permission from the Company. IASL and its affiliates and/or their officers, directors and employees may have positions in any commodities mentioned in this document (or in any related investment) and may from time to time add to or dispose of any such commodities (or investment). Please see the detailed disclaimer at <http://www.agriwatch.com/disclaimer.php> © 2022 Indian Agribusiness Systems Limited