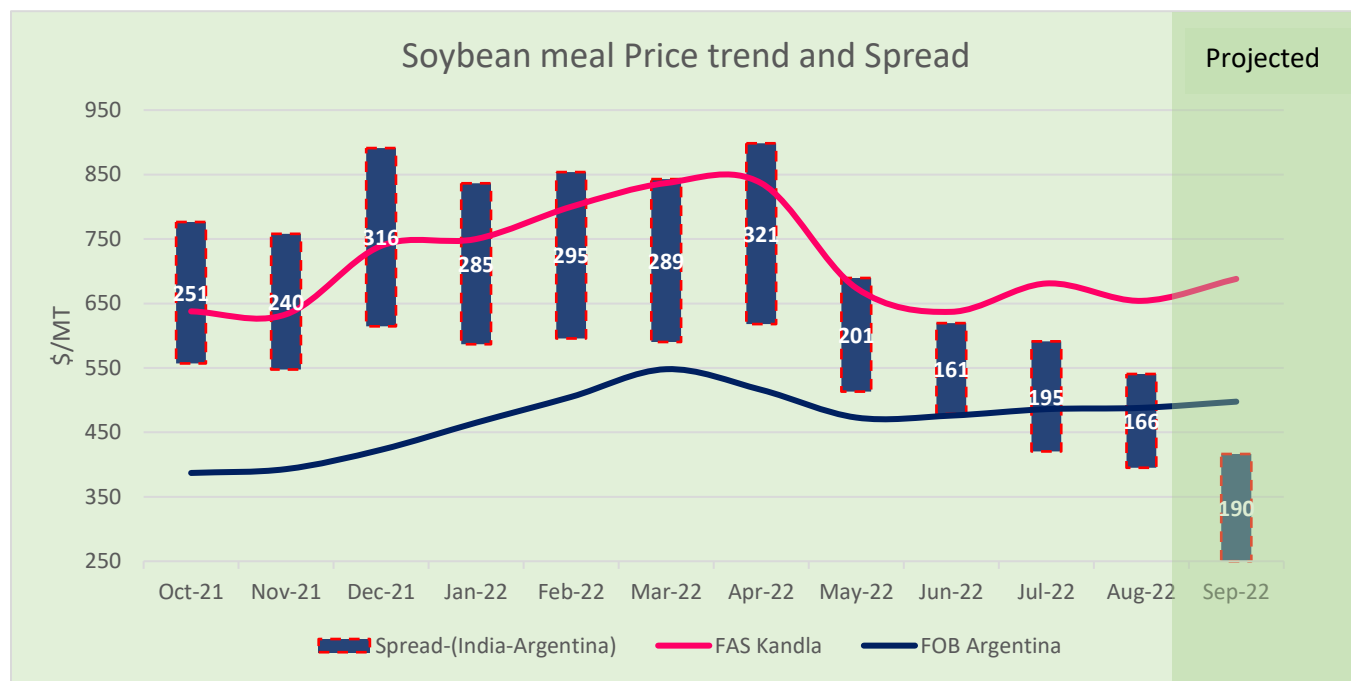


07 Sept, 2022

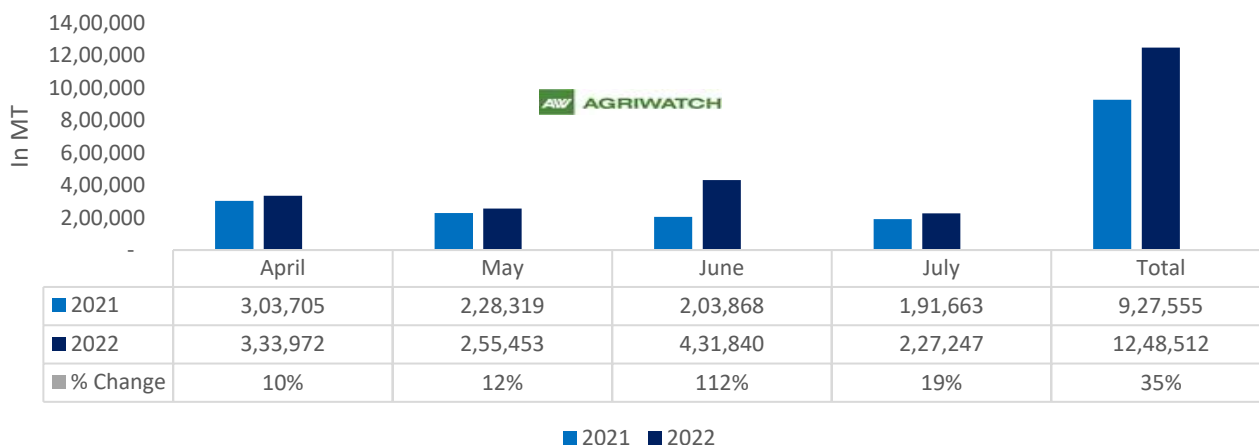
Soy Meal Fundamentals:

Todays Update- Soymeal Indore prices went down by 1.2% at Rs. 41,000/MT. In other markets soybean meal traded with steady to firm sentiments. Indore Soybean meal prices are currently down by more than 20% MoM and down by 50% YoY. Soymeal prices in the domestic market are expected to trade range bound with weak bias between 40,000-45,000 in near term tracking GM Soymeal import and weak soy meal export demand.



In Aug'22 SBM FAS Kandla was outpriced by USD 166/MT to FOB SBM Argentina prices as compared to \$ 195/MT. Upon pricy Indian SBM, export demand remained limited. In Sept'22 we expect Indian SBM to remain outpriced by USD 190/MT.

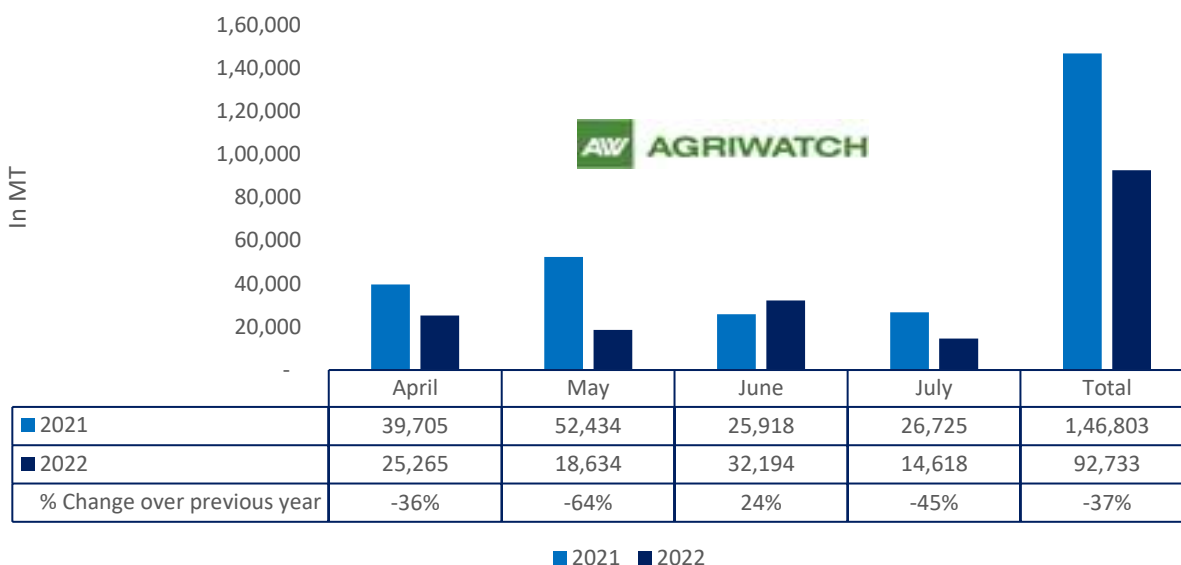
Total oil meal export



07 Sept, 2022

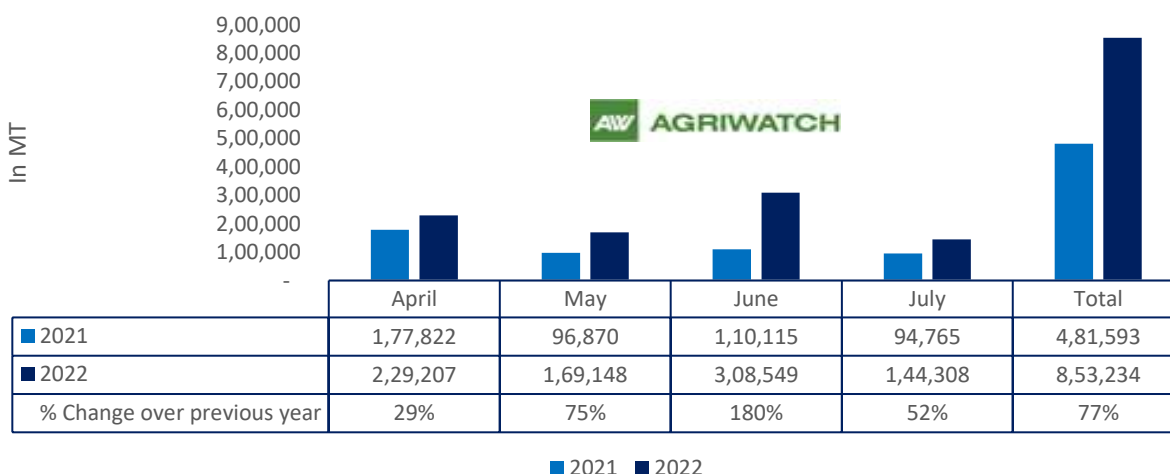
Total oil meal exports in April- July'22 went up by 35% to 12.48 Lakh tonnes vs 9.27 Lakh tonnes previous year same period. However, Soymeal exports went down by 37% to 0.92 Lakh tonnes in April-July'22 Vs 1.46 Lakh tonnes previous year same period. Soymeal exports went down due to over-priced Indian soymeal in the global markets. And during the first four months of the current financial year.

Soy meal export



USDA has slashed India's 2022-23 soymeal production by 1.96% MoM. However, soymeal production estimate is up by 3% as compared to previous year. Low soybean production estimates has lead to cut in soy meal production.

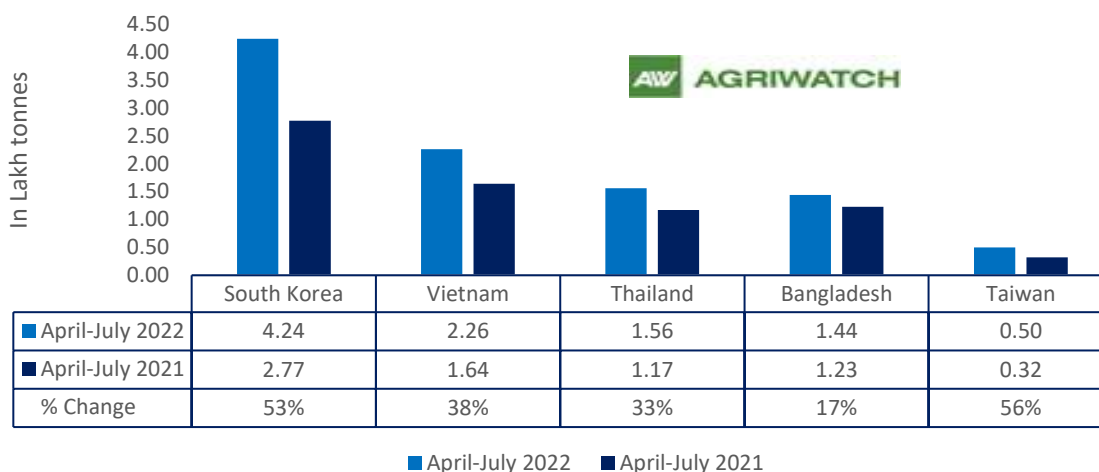
Rapeseed meal export



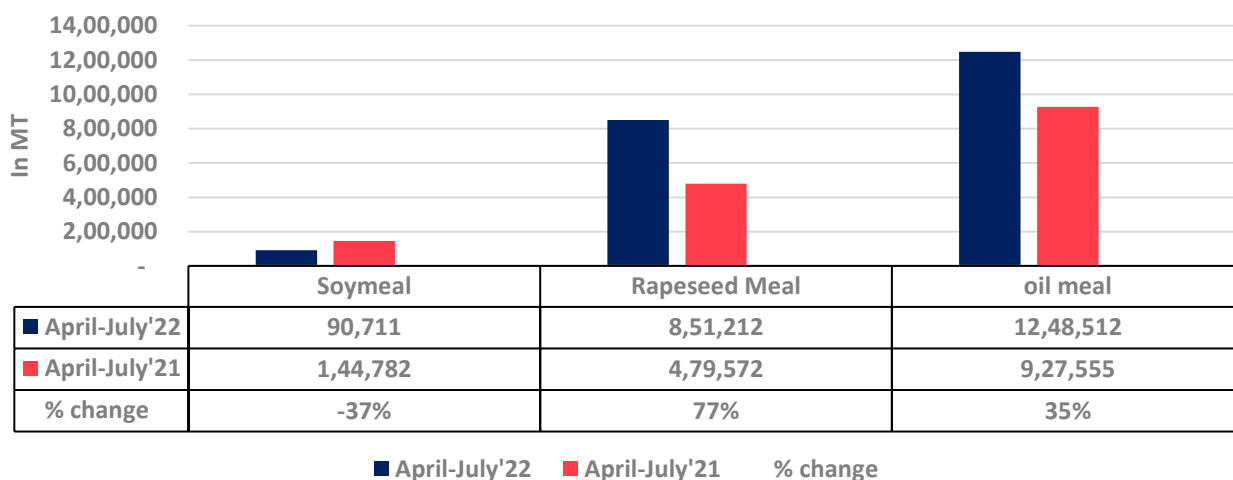
07 Sept, 2022

There is a significant jump in export of rapeseed meal and reported at 8.53 Lakh tons compared to 4.81 Lakh tons i.e., up by 77%. And in July 22 exports recorded up by 52% to 3.08 Lakh tonnes vs 1.10 Lakh tonnes in the previous year same period. Upon record crop of rapeseed and crushing resulted in the highest processing, availability of rapeseed meal and export. Currently India is the most competitive supplier of rapeseed meal to South Korea, Vietnam, Thailand and other Far East Countries. In Upcoming months too, we expect good exports amid firm demand from South east Asia.

Country wise Oil meal export

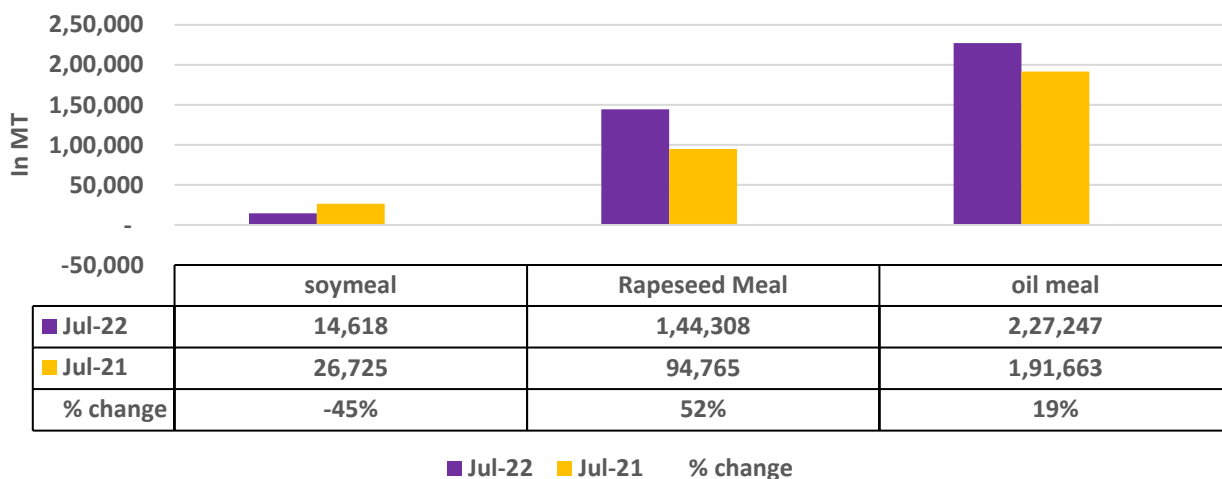


Soy meal Vs Rapeseed meal Vs Oil meal export (April.'22-July'22)



07 Sept, 2022

Soy meal Vs Rapeseed meal Vs Oil meal export (July'22)



Centres	Ex-factory rates (Rs/ton)			Parity To
	06-Sep-22	05-Sep-22	Change	
Indore - 45%, Jute Bag	41000	41500	▼-500	Gujarat, MP
Kota - 45%, PP Bag	42000	41700	▲300	Rajasthan, Del, Punjab, Haryana
Dhulia/Jalna - 45%, PP Bag	46000	47000	▼-1000	Mumbai, Maharashtra
Nagpur - 45%, PP Bag	44000	43500	▲500	Chattisgarh, Orissa, Bihar, Bangladesh, AP, Kar, TN
Nanded	46000	48000	▼-2000	Andhra, AP, Kar ,TN
Latur	47000	46500	▲500	-
Sangli	49500	49500	Unch	Local and South
Solapur	47000	47000	Unch	Local and South
Akola – 45%, PP Bag	42000	42000	Unch	Andhra, Chattisgarh, Orrisa,Jharkhand, WB
Hingoli	47000	47000	Unch	Andhra, Chattisgarh, Orrisa,Jharkhand, WB
Bundi	41800	41500	▲300	-

Soy DOC at Ports			
Centers	Port Price		
	05-Sep-22	05-Sep-22	Change

07 Sept, 2022

Kandla (FOR) (INR/MT)	43000	43000	Unch
Kandla (FAS) (USD/MT)	565	565	Unch
CNF Indonesia – Yellow SBM (USD/MT)	NA	NA	-

Rapeseed Meal	05-Sep-22	05-Sep-22	Change
FAS Kandla (USD/MT)	250	250	Unch
FOR Kandla (Rs/MT)	18500	18500	Unch
FOR Mundra (Rs/MT)	NA	NA	-
CNF Indonesia (USD/MT)	NA	NA	-

International Soy DOC			
Argentina FOB USD/MT	05-Sep-22	05-Sep-22	Change
Soybean Pellets	474	474	Unch
Soybean Cake Flour	474	474	Unch
Soya Meal	NR	NR	-
Soy Expellers	NR	NR	-

Sunflower (DOC) Rates	Ex-factory rates (Rs/ton)		
Centers	06-Sep-22	05-Sep-22	Change
Adoni	35000	35000	Unch
Khamgaon	NA	NA	-
Parli	NA	NA	-
Latur	34000	34000	Unch

Groundnut Meal (Rs/MT)	06-Sep-22	05-Sep-22	Change
Basis 45%, Saurashtra	31800	32000	▼-200
Basis 40%, Saurashtra	27800	28000	▼-200
GN Cake, Gondal	32300	32500	▼-200

Mustard DOC	06-Sep-22	05-Sep-22	Change
Jaipur (Plant delivery)	18000	18500	▼-500
Kandla (FOR Rs/MT)	19000	19500	▼-500

Mumbai Oil Meal Quotes:			
Rs/M.T.	06-Sep-22	05-Sep-22	Change
G.N. Extr (45%)	31500	31500	Unch
Kardi Extr	NA	NA	-
Undec Cottonseed Exp	33500	33000	▲500
Rice Bran Extr.	NA	NA	-

**07 Sept, 2022**

Sunflower Extr.	23500	25500	▼-2000
Rapeseed Extr.	NA	NA	-
Soymeal 48%	43304	44348	▼-1044
Castor Extr.	11650	11650	Unch

Disclaimer

The information and opinions contained in the document have been compiled from sources believed to be reliable. The company does not warrant its accuracy, completeness and correctness. Use of data and information contained in this report is at your own risk. This document is not, and should not be construed as, an offer to sell or solicitation to buy any commodities. This document may not be reproduced, distributed or published, in whole or in part, by any recipient hereof for any purpose without prior permission from the Company. IASL and its affiliates and/or their officers, directors and employees may have positions in any commodities mentioned in this document (or in any related investment) and may from time to time add to or dispose of any such commodities (or investment). Please see the detailed disclaimer at <http://www.agriwatch.com/disclaimer.php> © 2022 Indian Agribusiness Systems Limited