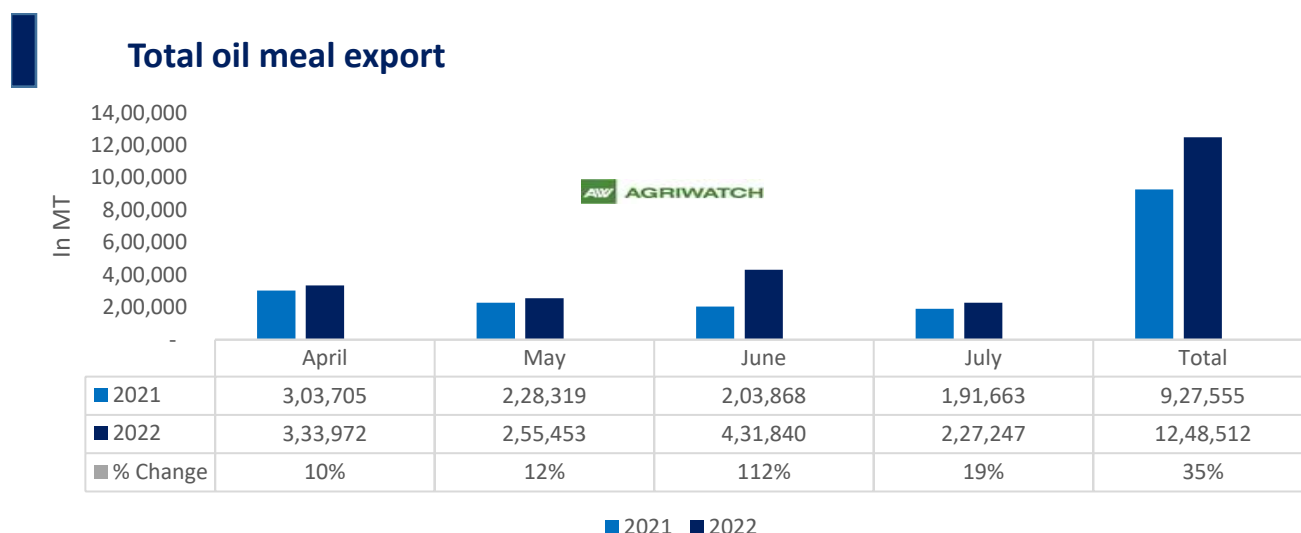


10 Sept, 2022

Soy Meal Fundamentals:

Todays Update- Soymeal Indore prices remained stable at Rs. 40,500/MT. In other markets soybean meal traded with steady to weak sentiments. Indore Soybean meal prices are currently down by more than 20% MoM and down by 50% YoY. Soymeal prices in the domestic market are expected to trade range bound with weak bias between 40,000-45,000 in near term tracking GM Soymeal import and weak soy meal export demand.

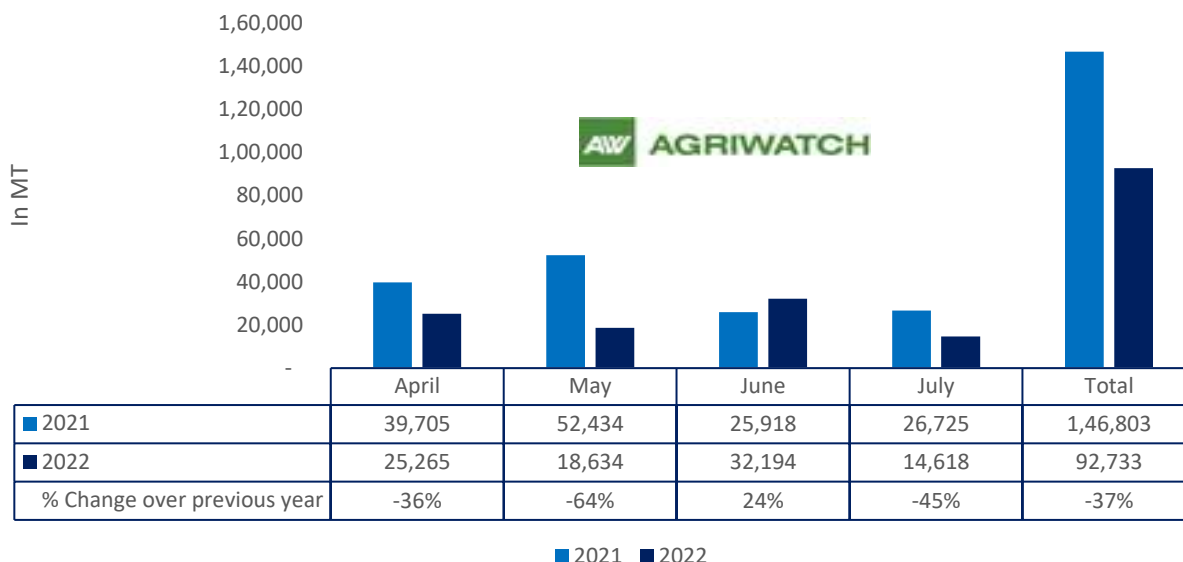
In Aug'22 SBM FAS Kandla was outpriced by USD 166/MT to FOB SBM Argentina prices as compared to \$ 195/MT. Upon pricy Indian SBM, export demand remained limited. In Sept'22 we expect Indian SBM to remain outpriced by USD 190/MT.



Total oil meal exports in April- July'22 went up by 35% to 12.48 Lakh tonnes vs 9.27 Lakh tonnes previous year same period. However, Soymeal exports went down by 37% to 0.92 Lakh tonnes in April-July'22 Vs 1.46 Lakh tonnes previous year same period. Soymeal exports went down due to over-priced Indian soymeal in the global markets. And during the first four months of the current financial year.

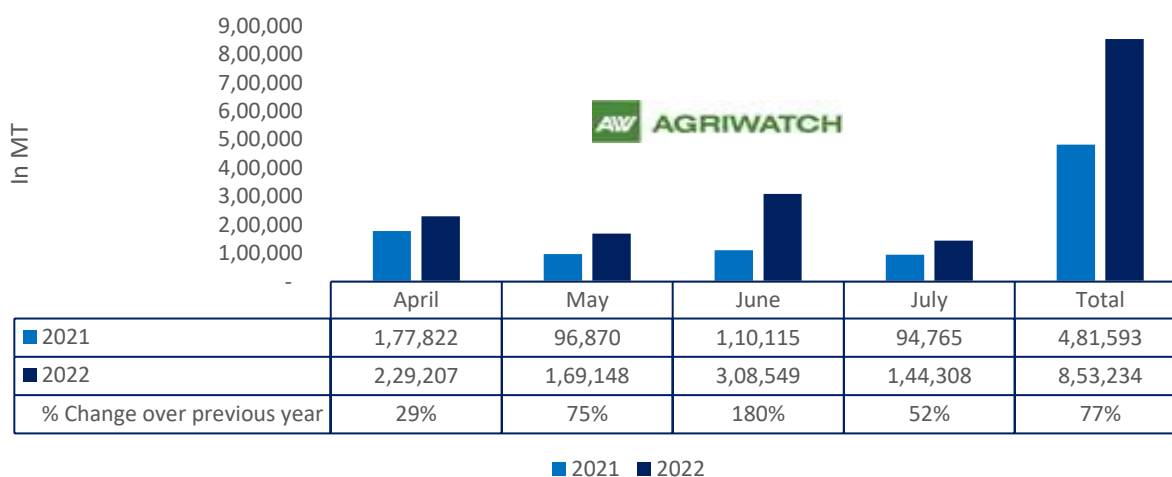
10 Sept, 2022

Soy meal export



USDA has slashed India's 2022-23 soy meal production by 1.96% MoM. However, soy meal production estimate is up by 3% as compared to previous year. Low soybean production estimates has led to cut in soy meal production.

Rapeseed meal export

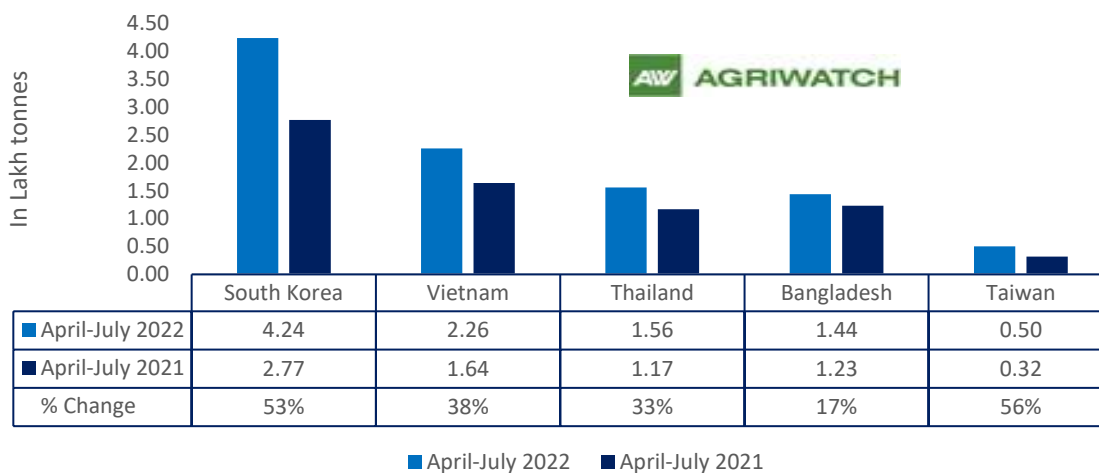


There is a significant jump in export of rapeseed meal and reported at 8.53 Lakh tons compared to 4.81 Lakh tons i.e., up by 77%. And in July 22 exports recorded up by 52% to 3.08 Lakh tonnes vs 1.10 Lakh tonnes in the previous year same period. Upon record crop of rapeseed and crushing resulted in the highest processing, availability of rapeseed meal and export. Currently India is the most competitive supplier of rapeseed meal to

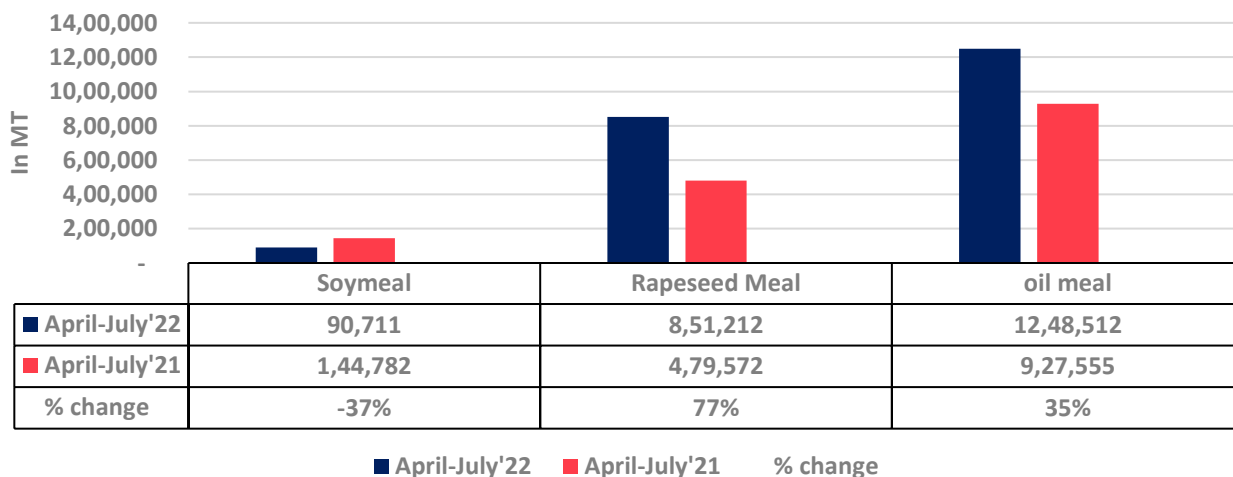
10 Sept, 2022

South Korea,Vietnam, Thailand and other Far East Countries. In Upcoming months too, we expect good exports amid firm demand from South eastAsia.

Country wise Oil meal export

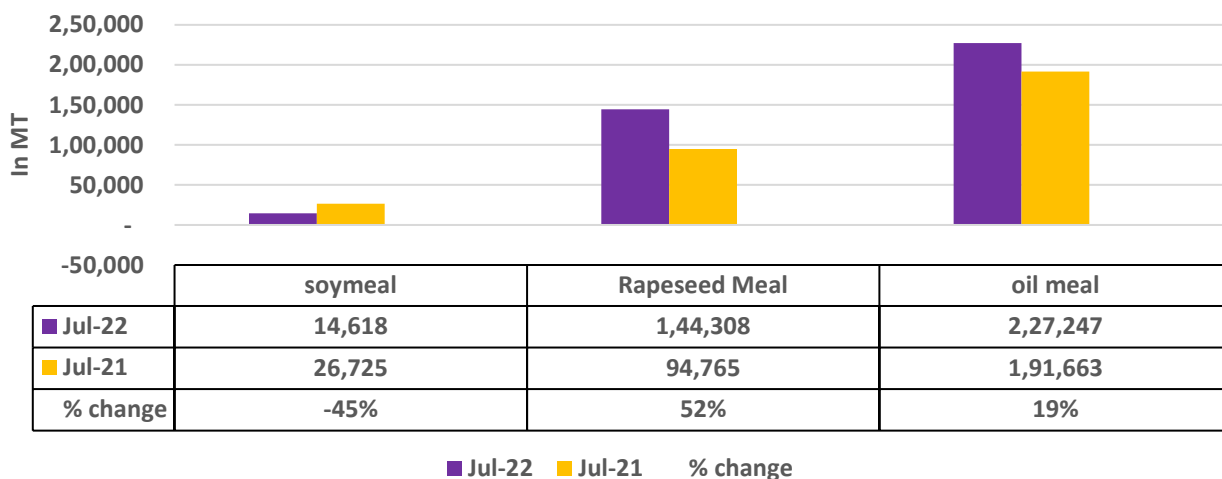


Soy meal Vs Rapeseed meal Vs Oil meal export (April.'22-July'22)



10 Sept, 2022

Soy meal Vs Rapeseed meal Vs Oil meal export (July'22)



Centres	Ex-factory rates (Rs/ton)			Parity To
	09-Sep-22	08-Sep-22	Change	
Indore - 45%, Jute Bag	40500	40500	Unch	Gujarat, MP
Kota - 45%, PP Bag	41200	42000	▼-800	Rajasthan, Del, Punjab, Haryana
Dhulia/Jalna - 45%, PP Bag	46000	46000	Unch	Mumbai, Maharashtra
Nagpur - 45%, PP Bag	42500	42500	Unch	Chattisgarh, Orissa, Bihar, Bangladesh, AP, Kar, TN
Nanded	45000	46000	▼-1000	Andhra, AP, Kar ,TN
Latur	45000	46000	▼-1000	-
Sangli	41800	49500	▼-7700	Local and South
Solapur	47000	47000	Unch	Local and South
Akola – 45%, PP Bag	41000	41000	Unch	Andhra, Chattisgarh, Orrisa,Jharkhand, WB
Hingoli	47000	47000	Unch	Andhra, Chattisgarh, Orrisa,Jharkhand, WB
Bundi	41000	41800	▼-800	-

Soy DOC at Ports			
Centers	Port Price		
	08-Sep-22	08-Sep-22	Change

10 Sept, 2022

Kandla (FOR) (INR/MT)	42000	42000	Unch
Kandla (FAS) (USD/MT)	550	550	Unch
CNF Indonesia – Yellow SBM (USD/MT)	NA	NA	-

Rapeseed Meal	08-Sep-22	08-Sep-22	Change
FAS Kandla (USD/MT)	250	250	Unch
FOR Kandla (Rs/MT)	18500	18500	Unch
FOR Mundra (Rs/MT)	NA	NA	-
CNF Indonesia (USD/MT)	NA	NA	-

International Soy DOC			
Argentina FOB USD/MT	08-Sep-22	08-Sep-22	Change
Soybean Pellets	452	452	Unch
Soybean Cake Flour	452	452	Unch
Soya Meal	NR	NR	-
Soy Expellers	NR	NR	-

Sunflower (DOC) Rates	Ex-factory rates (Rs/ton)		
Centers	09-Sep-22	08-Sep-22	Change
Adoni	32000	32000	Unch
Khamgaon	NA	NA	-
Parli	NA	NA	-
Latur	31000	31000	Unch

Groundnut Meal (Rs/MT)	09-Sep-22	08-Sep-22	Change
Basis 45%, Saurashtra	31800	31800	Unch
Basis 40%, Saurashtra	27800	27800	Unch
GN Cake, Gondal	32300	32300	Unch

Mustard DOC	09-Sep-22	08-Sep-22	Change
Jaipur (Plant delivery)	18200	18200	Unch
Kandla (FOR Rs/MT)	19300	19300	Unch

Mumbai Oil Meal Quotes:			
Rs/M.T.	09-Sep-22	08-Sep-22	Change
G.N. Extr (45%)	31500	31500	Unch
Kardi Extr	NA	NA	-
Undec Cottonseed Exp	33500	33500	Unch
Rice Bran Extr.	NA	NA	-

**10 Sept, 2022**

Sunflower Extr.	23500	23500	Unch
Rapeseed Extr.	NA	NA	-
Soymeal 48%	43304	43304	Unch
Castor Extr.	11350	11350	Unch

Disclaimer

The information and opinions contained in the document have been compiled from sources believed to be reliable. The company does not warrant its accuracy, completeness and correctness. Use of data and information contained in this report is at your own risk. This document is not, and should not be construed as, an offer to sell or solicitation to buy any commodities. This document may not be reproduced, distributed or published, in whole or in part, by any recipient hereof for any purpose without prior permission from the Company. IASL and its affiliates and/or their officers, directors and employees may have positions in any commodities mentioned in this document (or in any related investment) and may from time to time add to or dispose of any such commodities (or investment). Please see the detailed disclaimer at <http://www.agriwatch.com/disclaimer.php> © 2022 Indian Agribusiness Systems Limited