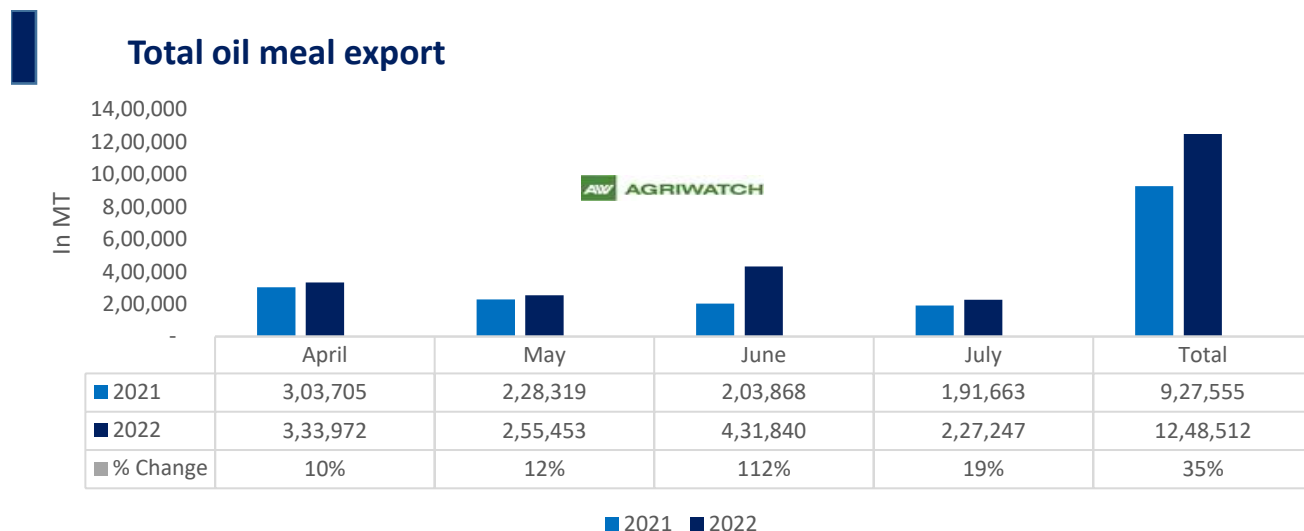


13 Sept, 2022

Soy Meal Fundamentals:

Todays Update- Soymeal Indore prices went up by 1.2% at Rs. 41,500/MT. In other markets soybean meal traded with steady to firm sentiments. Indore Soybean meal prices are currently down by more than 20% MoM and down by 50% YoY. Soymeal prices in the domestic market are expected to trade range bound with weak bias between 40,000-45,000 in near term tracking GM Soymeal import and weak soy meal export demand.

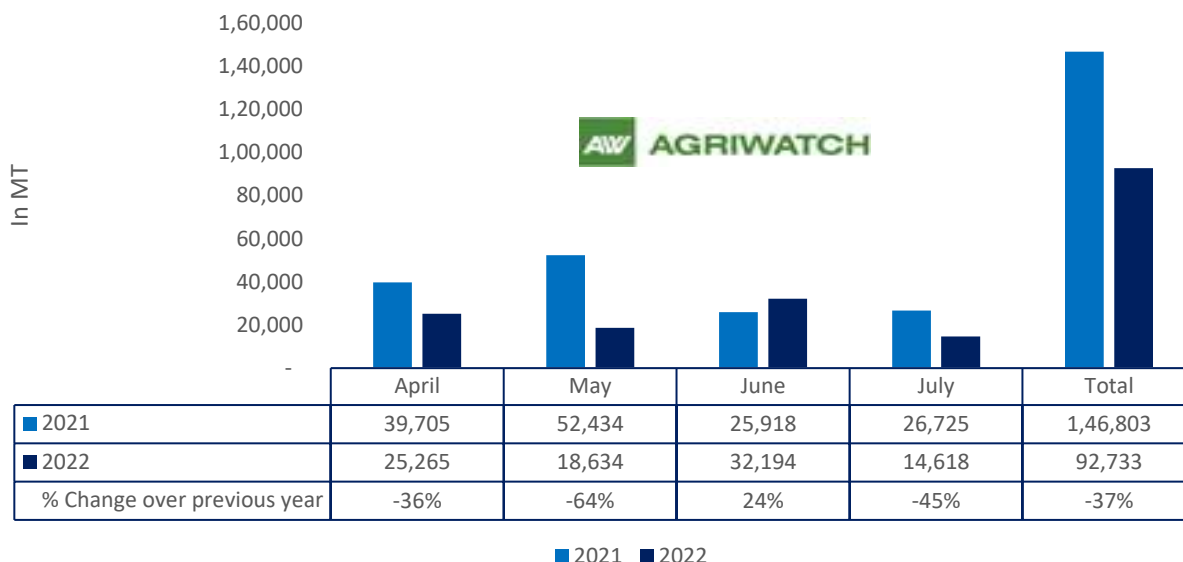
In Aug'22 SBM FAS Kandla was outpriced by USD 166/MT to FOB SBM Argentina prices as compared to \$ 195/MT. Upon pricy Indian SBM, export demand remained limited. In Sept'22 we expect Indian SBM to remain outpriced by USD 190/MT.



Total oil meal exports in April- July'22 went up by 35% to 12.48 Lakh tonnes vs 9.27 Lakh tonnes previous year same period. However, Soymeal exports went down by 37% to 0.92 Lakh tonnes in April-July'22 Vs 1.46 Lakh tonnes previous year same period. Soymeal exports went down due to over-priced Indian soymeal in the global markets. And during the first four months of the current financial year.

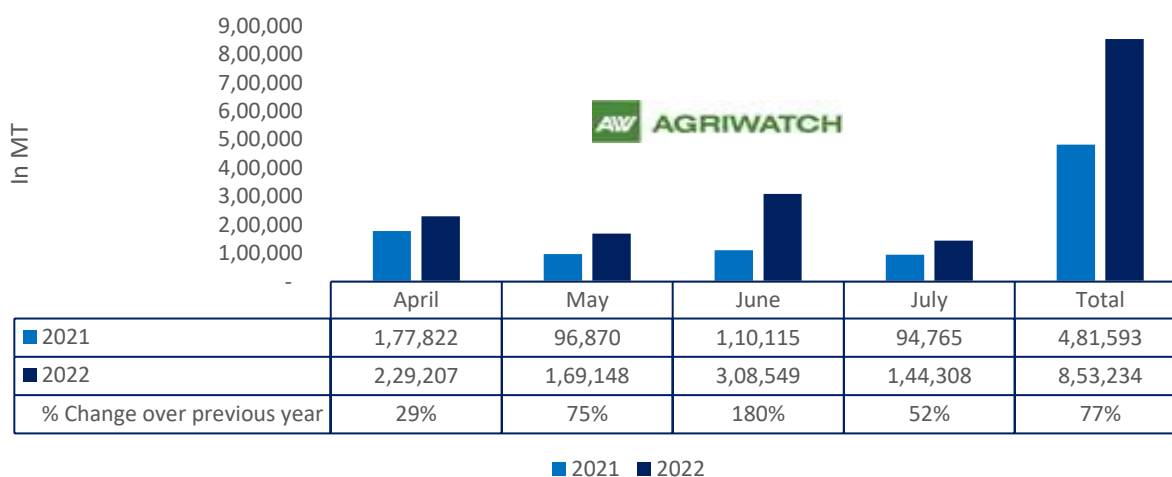
13 Sept, 2022

Soy meal export



USDA has slashed India's 2022-23 soy meal production by 1.96% MoM. However, soy meal production estimate is up by 3% as compared to previous year. Low soybean production estimates has led to cut in soy meal production.

Rapeseed meal export

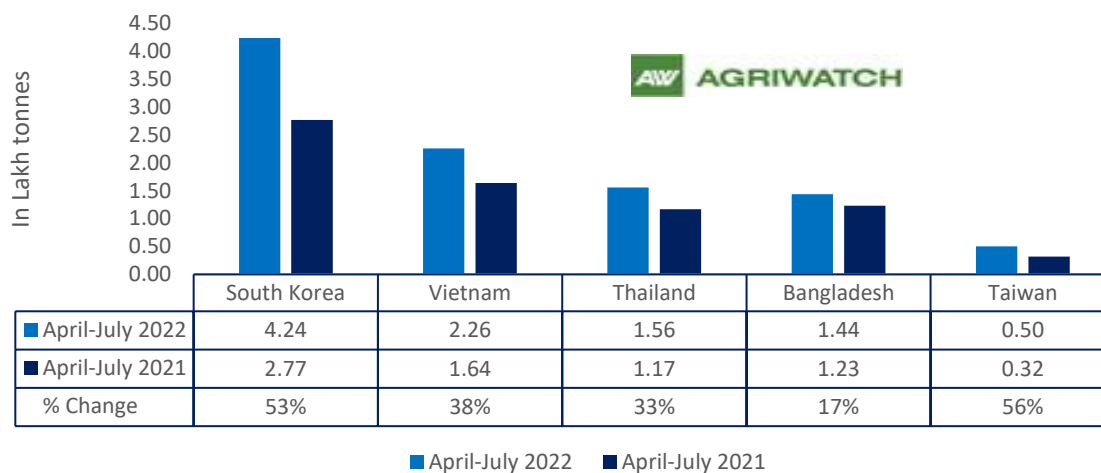


There is a significant jump in export of rapeseed meal and reported at 8.53 Lakh tons compared to 4.81 Lakh tons i.e., up by 77%. And in July 22 exports recorded up by 52% to 3.08 Lakh tonnes vs 1.10 Lakh tonnes in the previous year same period. Upon record crop of rapeseed and crushing resulted in the highest processing, availability of rapeseed meal and export. Currently India is the most competitive supplier of rapeseed meal to

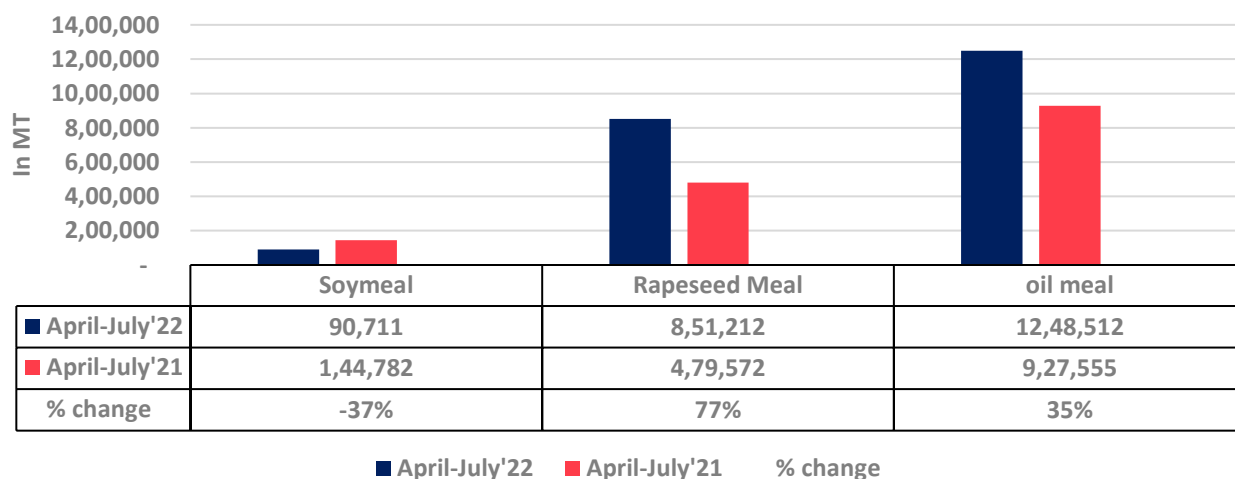
13 Sept, 2022

South Korea,Vietnam, Thailand and other Far East Countries. In Upcoming months too, we expect good exports amid firm demand from South eastAsia.

Country wise Oil meal export

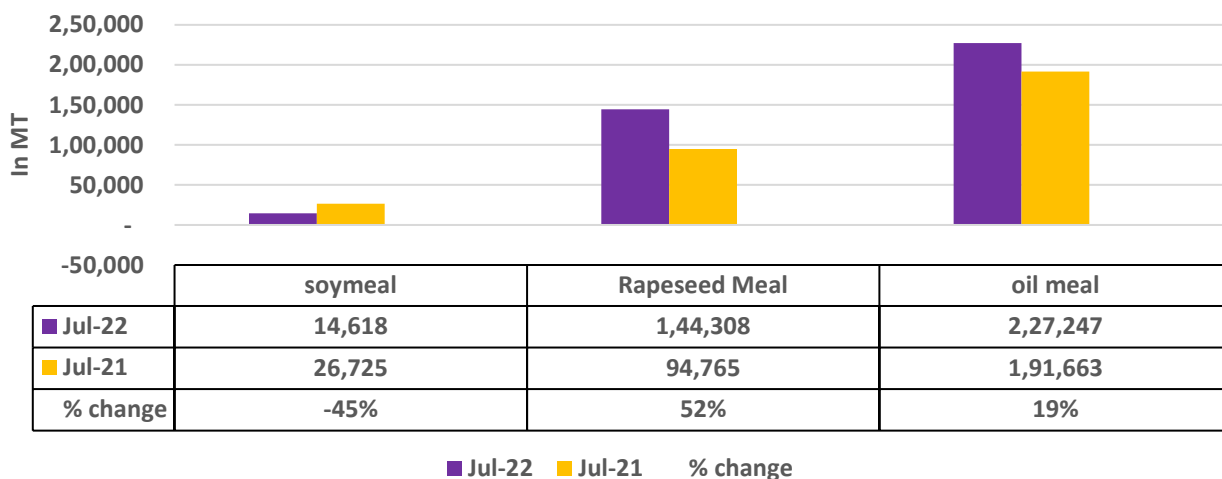


Soy meal Vs Rapeseed meal Vs Oil meal export (April.'22-July'22)



13 Sept, 2022

Soy meal Vs Rapeseed meal Vs Oil meal export (July'22)



Centres	Ex-factory rates (Rs/ton)			Parity To
	12-Sep-22	10-Sep-22	Change	
Indore - 45%, Jute Bag	41500	41000	▲ 500	Gujarat, MP
Kota - 45%, PP Bag	42000	41700	▲ 300	Rajasthan, Del, Punjab, Haryana
Dhulia/Jalna - 45%, PP Bag	45000	45000	Unch	Mumbai, Maharashtra
Nagpur - 45%, PP Bag	42500	42500	Unch	Chattisgarh, Orissa, Bihar, Bangladesh, AP, Kar, TN
Nanded	46000	45000	▲ 1000	Andhra, AP, Kar ,TN
Latur	45500	45000	▲ 500	-
Sangli	41500	41800	▼ -300	Local and South
Solapur	47000	47000	Unch	Local and South
Akola – 45%, PP Bag	41500	41000	▲ 500	Andhra, Chattisgarh, Orrisa,Jharkhand, WB
Hingoli	46000	47000	▼ -1000	Andhra, Chattisgarh, Orrisa,Jharkhand, WB
Bundi	41800	41500	▲ 300	-

Soy DOC at Ports

Centers	Port Price
---------	------------

13 Sept, 2022

	10-Sep-22	10-Sep-22	Change
Kandla (FOR) (INR/MT)	NR	NR	-
Kandla (FAS) (USD/MT)	NA	NA	-
CNF Indonesia – Yellow SBM (USD/MT)	NA	NA	-

Rapeseed Meal	10-Sep-22	10-Sep-22	Change
FAS Kandla (USD/MT)	NA	NA	-
FOR Kandla (Rs/MT)	NA	NA	-
FOR Mundra (Rs/MT)	NA	NA	-
CNF Indonesia (USD/MT)	NA	NA	-

International Soy DOC			
Argentina FOB USD/MT	10-Sep-22	10-Sep-22	Change
Soybean Pellets	Closed	Closed	-
Soybean Cake Flour	Closed	Closed	-
Soya Meal	Closed	Closed	-
Soy Expellers	Closed	Closed	-

Sunflower (DOC) Rates	Ex-factory rates (Rs/ton)		
Centers	12-Sep-22	10-Sep-22	Change
Adoni	27000	30000	▼-3000
Khamgaon	NA	NA	-
Parli	NA	NA	-
Latur	26000	29000	▼-3000

Groundnut Meal (Rs/MT)	12-Sep-22	10-Sep-22	Change
Basis 45%, Saurashtra	31800	31800	Unch
Basis 40%, Saurashtra	27800	27800	Unch
GN Cake, Gondal	32300	32300	Unch

Mustard DOC	12-Sep-22	10-Sep-22	Change
Jaipur (Plant delivery)	18000	18000	Unch
Kandla (FOR Rs/MT)	18800	18800	Unch

Mumbai Oil Meal Quotes:			
Rs/M.T.	12-Sep-22	10-Sep-22	Change
G.N. Extr (45%)	31000	30000	▲1000
Kardi Extr	NA	NA	-
Undec Cottonseed Exp	33500	33500	Unch

13 Sept, 2022

Rice Bran Extr.	NA	NA	-
Sunflower Extr.	21000	21500	▼-500
Rapeseed Extr.	NA	NA	-
Soymeal 48%	42783	43043	▼-260
Castor Extr.	11450	11350	▲100

Disclaimer

The information and opinions contained in the document have been compiled from sources believed to be reliable. The company does not warrant its accuracy, completeness and correctness. Use of data and information contained in this report is at your own risk. This document is not, and should not be construed as, an offer to sell or solicitation to buy any commodities. This document may not be reproduced, distributed or published, in whole or in part, by any recipient hereof for any purpose without prior permission from the Company. IASL and its affiliates and/or their officers, directors and employees may have positions in any commodities mentioned in this document (or in any related investment) and may from time to time add to or dispose of any such commodities (or investment). Please see the detailed disclaimer at <http://www.agriwatch.com/disclaimer.php> © 2022 Indian Agribusiness Systems Limited