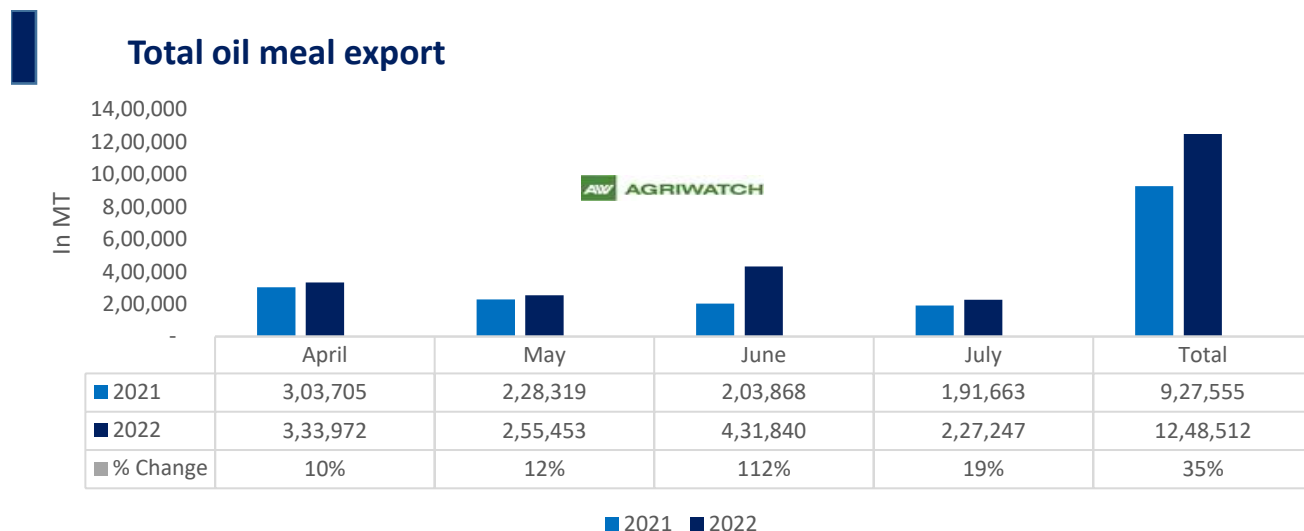


15 Sept, 2022

### Soy Meal Fundamentals:

**Todays Update-** Soymeal Indore prices went up by 3.6% at Rs. 43,000/MT. In other markets soybean meal traded with steady to firm sentiments. Indore Soybean meal prices are currently down by more than 20% MoM and down by 50% YoY. Soymeal prices in the domestic market are expected to trade range bound with weak bias between 40,000-45,000 in near term tracking GM Soymeal import and weak soy meal export demand.

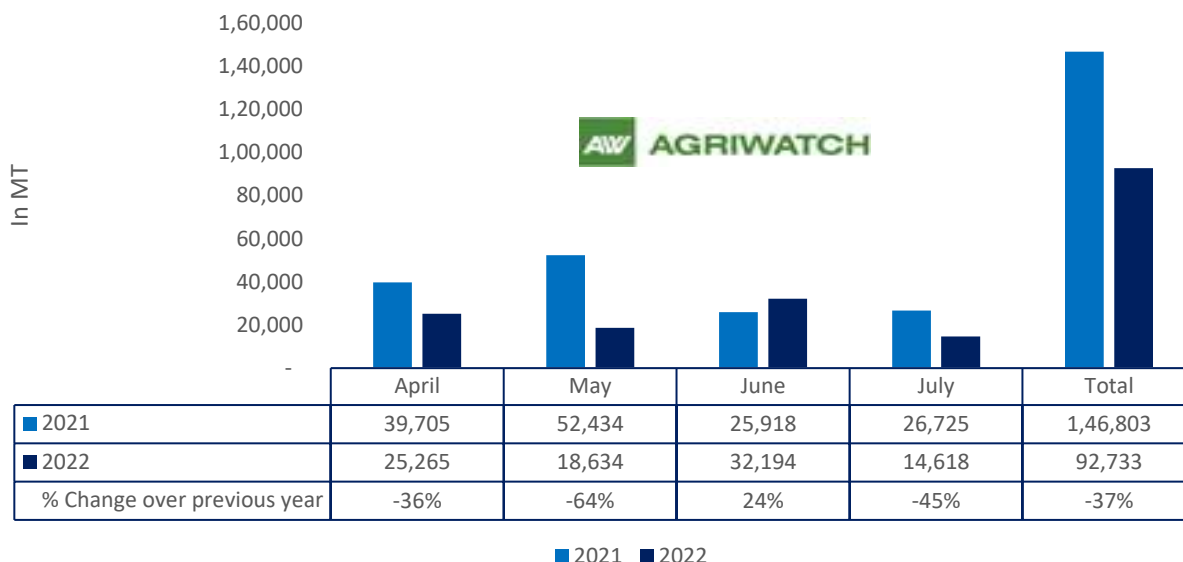
In Aug'22 SBM FAS Kandla was outpriced by USD 166/MT to FOB SBM Argentina prices as compared to \$ 195/MT. Upon pricy Indian SBM, export demand remained limited. In Sept'22 we expect Indian SBM to remain outpriced by USD 190/MT.



Total oil meal exports in April- July'22 went up by 35% to 12.48 Lakh tonnes vs 9.27 Lakh tonnes previous year same period. However, Soymeal exports went down by 37% to 0.92 Lakh tonnes in April-July'22 Vs 1.46 Lakh tonnes previous year same period. Soymeal exports went down due to over-priced Indian soymeal in the global markets. And during the first four months of the current financial year.

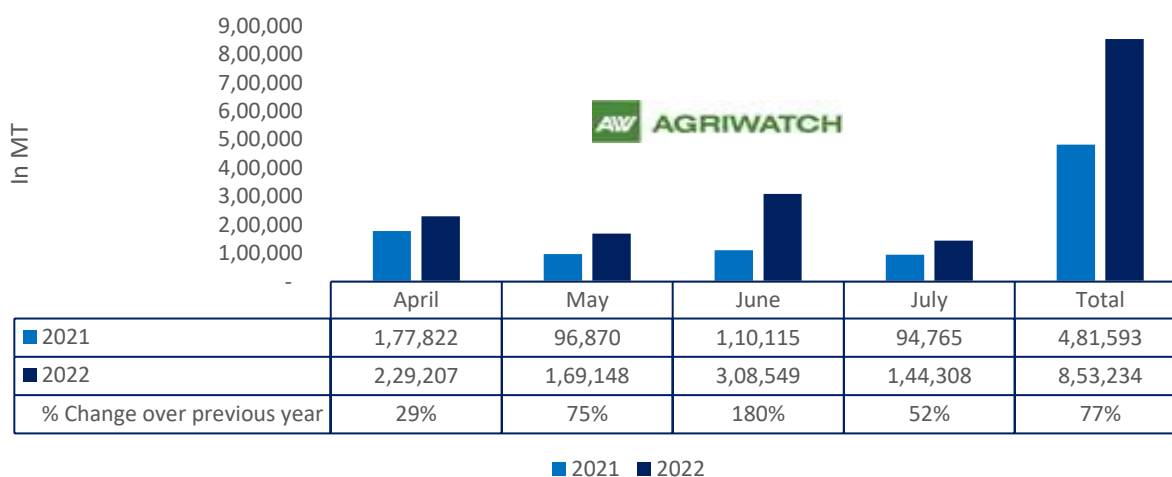
15 Sept, 2022

## Soy meal export



USDA has slashed India's 2022-23 soy meal production by 1.96% MoM. However, soy meal production estimate is up by 3% as compared to previous year. Low soybean production estimates has led to cut in soy meal production.

## Rapeseed meal export

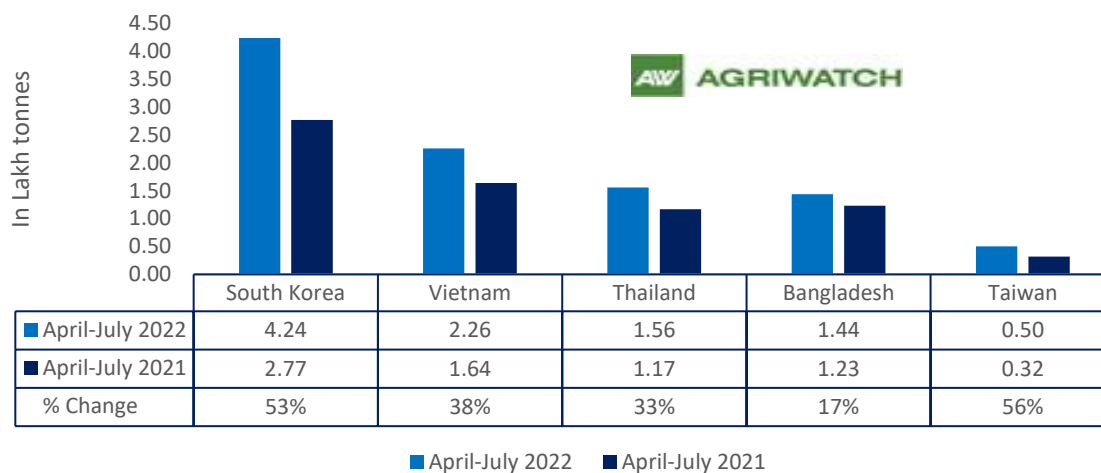


There is a significant jump in export of rapeseed meal and reported at 8.53 Lakh tons compared to 4.81 Lakh tons i.e., up by 77%. And in July 22 exports recorded up by 52% to 3.08 Lakh tonnes vs 1.10 Lakh tonnes in the previous year same period. Upon record crop of rapeseed and crushing resulted in the highest processing, availability of rapeseed meal and export. Currently India is the most competitive supplier of rapeseed meal to

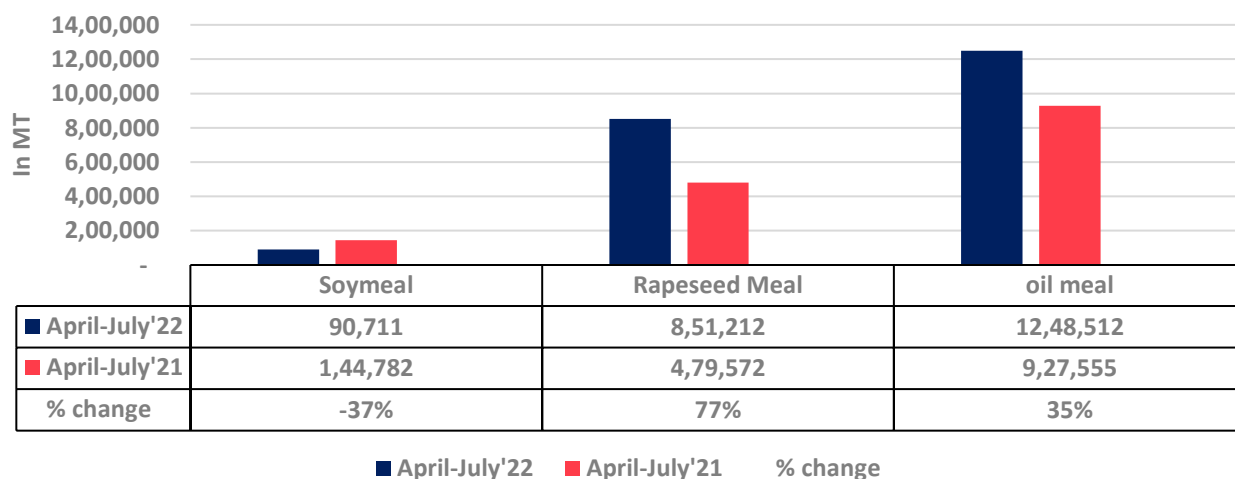
15 Sept, 2022

South Korea,Vietnam, Thailand and other Far East Countries. In Upcoming months too, we expect good exports amid firm demand from South eastAsia.

## Country wise Oil meal export

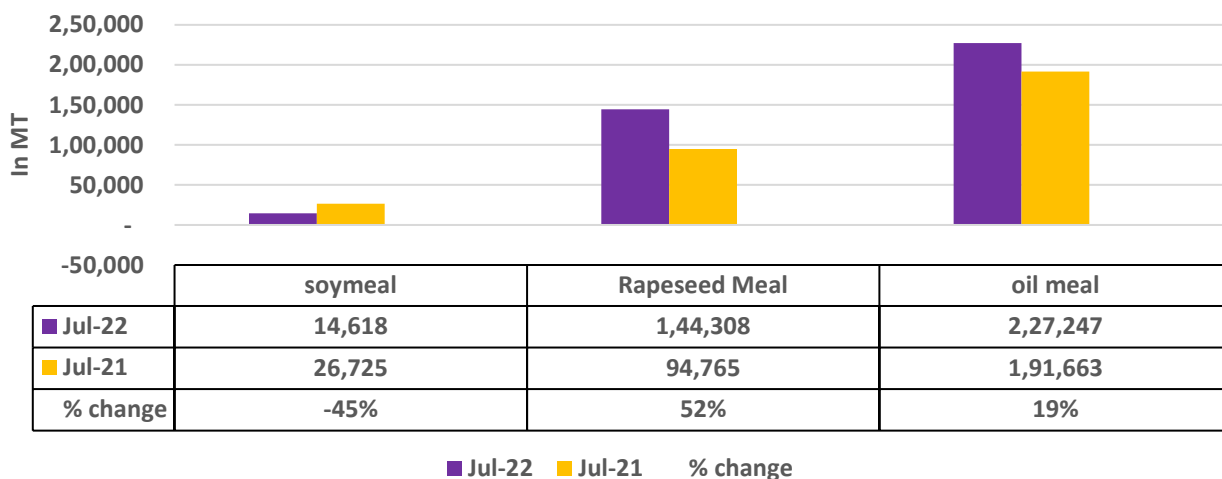


## Soy meal Vs Rapeseed meal Vs Oil meal export (April.'22-July'22)



15 Sept, 2022

### Soy meal Vs Rapeseed meal Vs Oil meal export (July'22)



Centres	Ex-factory rates (Rs/ton)			Parity To
	14-Sep-22	12-Sep-22	Change	
Indore - 45%, Jute Bag	43000	41500	▲ 1500	Gujarat, MP
Kota - 45%, PP Bag	42500	42000	▲ 500	Rajasthan, Del, Punjab, Haryana
Dhulia/Jalna - 45%, PP Bag	45500	45000	▲ 500	Mumbai, Maharashtra
Nagpur - 45%, PP Bag	44000	42500	▲ 1500	Chattisgarh, Orissa, Bihar, Bangladesh, AP, Kar, TN
Nanded	46000	46000	Unch	Andhra, AP, Kar ,TN
Latur	45500	45500	Unch	-
Sangli	42500	41500	▲ 1000	Local and South
Solapur	47000	47000	Unch	Local and South
Akola – 45%, PP Bag	41500	41500	Unch	Andhra, Chattisgarh, Orrisa,Jharkhand, WB
Hingoli	47000	46000	▲ 1000	Andhra, Chattisgarh, Orrisa,Jharkhand, WB
Bundi	42300	41800	▲ 500	-

Soy DOC at Ports			
Centers	Port Price		
	12-Sep-22	12-Sep-22	Change
Kandla (FOR) (INR/MT)	NR	NR	-

**15 Sept, 2022**

Kandla (FAS) (USD/MT)	555	555	Unch
CNF Indonesia – Yellow SBM (USD/MT)	NA	NA	-

Rapeseed Meal	12-Sep-22	12-Sep-22	Change
FAS Kandla (USD/MT)	252	252	Unch
FOR Kandla (Rs/MT)	18800	18800	Unch
FOR Mundra (Rs/MT)	NA	NA	-
CNF Indonesia (USD/MT)	286	286	Unch

International Soy DOC			
Argentina FOB USD/MT	12-Sep-22	12-Sep-22	Change
Soybean Pellets	493	493	Unch
Soybean Cake Flour	493	493	Unch
Soya Meal	NR	NR	-
Soy Expellers	NR	NR	-

Sunflower (DOC) Rates	Ex-factory rates (Rs/ton)		
Centers	14-Sep-22	12-Sep-22	Change
Adoni	27000	27000	Unch
Khamgaon	NA	-	-
Parli	NA	-	-
Latur	26000	26000	Unch

Groundnut Meal (Rs/MT)	14-Sep-22	12-Sep-22	Change
Basis 45%, Saurashtra	31000	31800	▼-800
Basis 40%, Saurashtra	27000	27800	▼-800
GN Cake, Gondal	31500	32300	▼-800

Mustard DOC	14-Sep-22	12-Sep-22	Change
Jaipur (Plant delivery)	17800	18000	▼-200
Kandla (FOR Rs/MT)	18700	18800	▼-100

Mumbai Oil Meal Quotes:			
Rs/M.T.	14-Sep-22	12-Sep-22	Change
G.N. Extr (45%)	31000	31000	Unch
Kardi Extr	NA	-	-
Undec Cottonseed Exp	33500	33500	Unch
Rice Bran Extr.	NA	-	-
Sunflower Extr.	20500	21000	▼-500

**15 Sept, 2022**

Rapeseed Extr.	NA	-	-
Soymeal 48%	44348	42783	▲ 1565
Castor Extr.	11650	11450	▲ 200

**Disclaimer**

The information and opinions contained in the document have been compiled from sources believed to be reliable. The company does not warrant its accuracy, completeness and correctness. Use of data and information contained in this report is at your own risk. This document is not, and should not be construed as, an offer to sell or solicitation to buy any commodities. This document may not be reproduced, distributed or published, in whole or in part, by any recipient hereof for any purpose without prior permission from the Company. IASL and its affiliates and/or their officers, directors and employees may have positions in any commodities mentioned in this document (or in any related investment) and may from time to time add to or dispose of any such commodities (or investment). Please see the detailed disclaimer at <http://www.agriwatch.com/disclaimer.php> © 2022 Indian Agribusiness Systems Limited