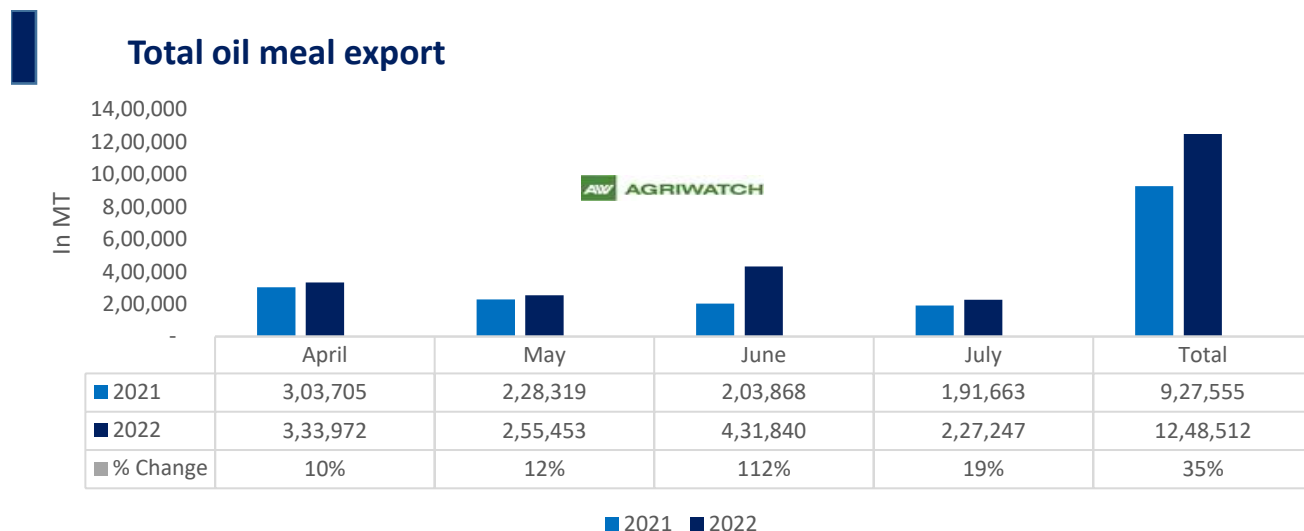


17 Sept, 2022

### Soy Meal Fundamentals:

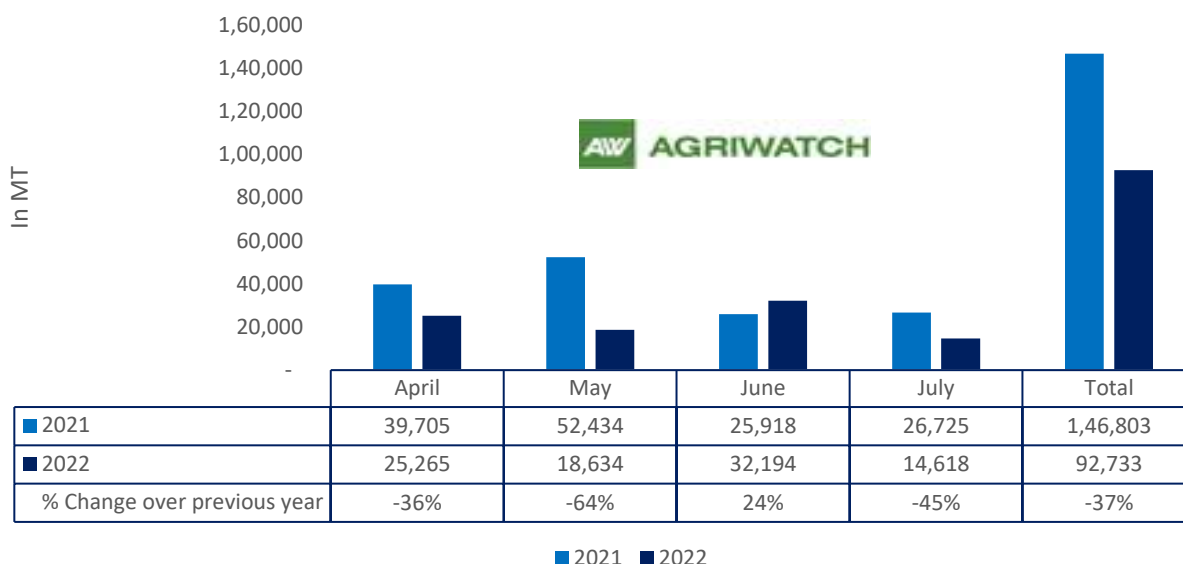
**Todays Update-** Soymeal Indore prices went up by 1.2% at Rs. 43,000/MT. In other markets soybean meal traded with mixed sentiments. Indore Soybean meal prices are currently down by more than 14% MoM and down by 50% YoY. Soymeal prices in the domestic market are expected to trade range bound with weak bias between 40,000-45,000 in near term tracking GM Soymeal import and weak soy meal export demand.

In Aug'22 SBM FAS Kandla was outpriced by USD 166/MT to FOB SBM Argentina prices as compared to \$ 195/MT. Upon pricy Indian SBM, export demand remained limited. In Sept'22 we expect Indian SBM to remain outpriced by USD 190/MT.



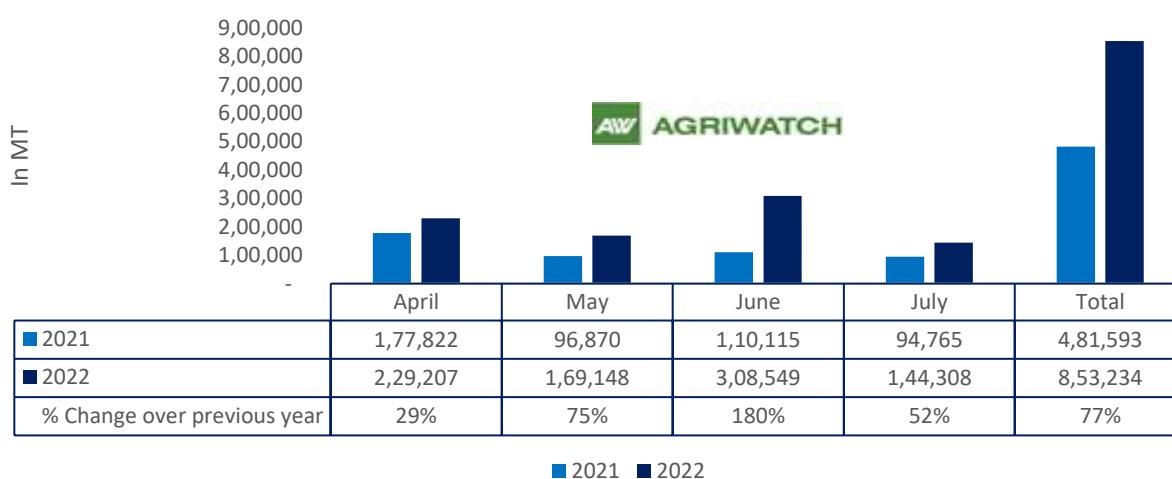
Total oil meal exports in April- July'22 went up by 35% to 12.48 Lakh tonnes vs 9.27 Lakh tonnes previous year same period. However, Soymeal exports went down by 37% to 0.92 Lakh tonnes in April-July'22 Vs 1.46 Lakh tonnes previous year same period. Soymeal exports went down due to over-priced Indian soymeal in the global markets. And during the first four months of the current financial year.

## Soy meal export



USDA has slashed India's 2022-23 soybean production by 1.96% MoM. However, soybean production estimate is up by 3% as compared to previous year. Low soybean production estimates has led to cut in soy meal production.

## Rapeseed meal export

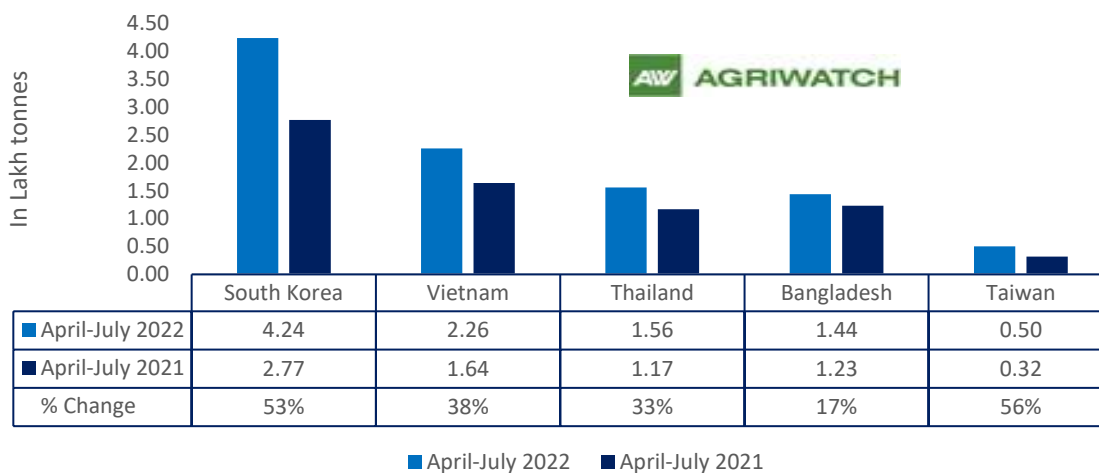


There is a significant jump in export of rapeseed meal and reported at 8.53 Lakh tons compared to 4.81 Lakh tons i.e., up by 77%. And in July 22 exports recorded up by 52% to 3.08 Lakh tonnes vs 1.10 Lakh tonnes in the previous year same period. Upon record crop of rapeseed and crushing resulted in the highest processing, availability of rapeseed meal and export. Currently India is the most competitive supplier of rapeseed meal to

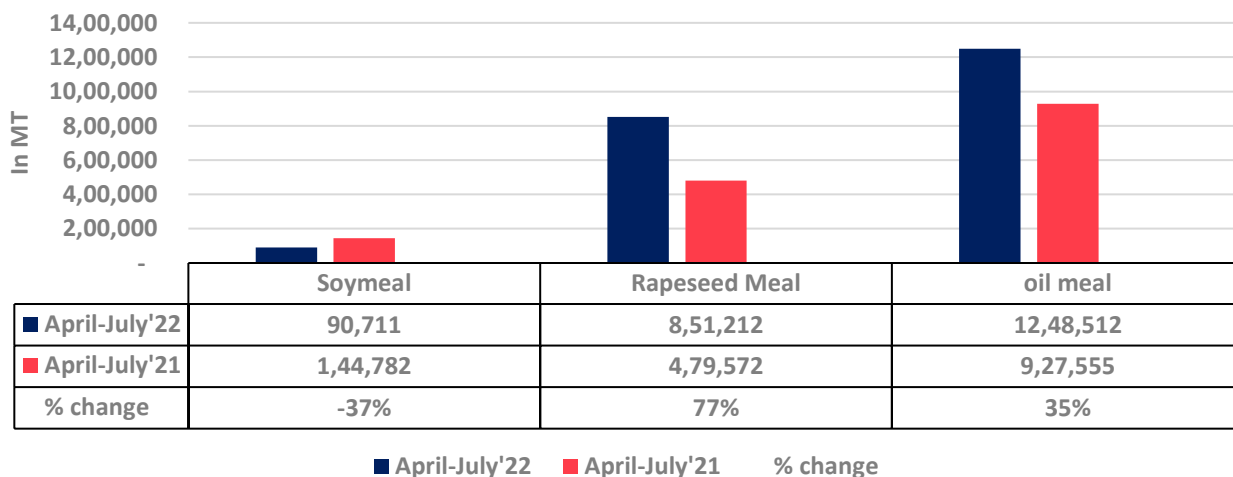
17 Sept, 2022

South Korea,Vietnam, Thailand and other Far East Countries. In Upcoming months too, we expect good exports amid firm demand from South eastAsia.

### Country wise Oil meal export

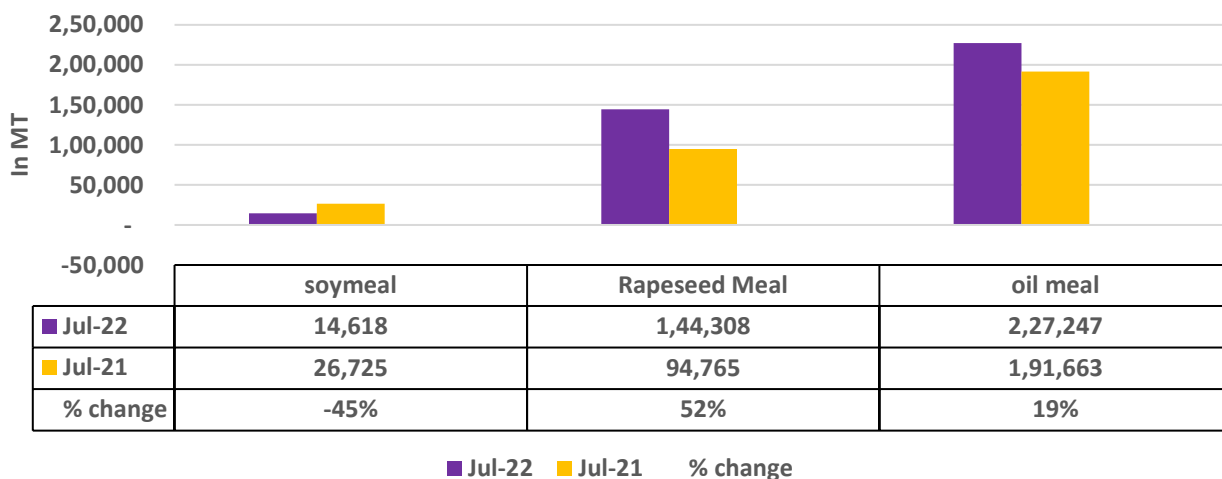


### Soy meal Vs Rapeseed meal Vs Oil meal export (April.'22-July'22)



17 Sept, 2022

### Soy meal Vs Rapeseed meal Vs Oil meal export (July'22)



Centres	Ex-factory rates (Rs/ton)			Parity To
	16-Sep-22	15-Sep-22	Change	
Indore - 45%, Jute Bag	43000	42500	▲ 500	Gujarat, MP
Kota - 45%, PP Bag	44400	44400	Unch	Rajasthan, Del, Punjab, Haryana
Dhulia/Jalna - 45%, PP Bag	45500	45500	Unch	Mumbai, Maharashtra
Nagpur - 45%, PP Bag	44500	44500	Unch	Chattisgarh, Orissa, Bihar, Bangladesh, AP, Kar, TN
Nanded	46000	46000	Unch	Andhra, AP, Kar ,TN
Latur	46000	46000	Unch	-
Sangli	41000	42500	▼ -1500	Local and South
Solapur	47000	47000	Unch	Local and South
Akola – 45%, PP Bag	43000	41500	▲ 1500	Andhra, Chattisgarh, Orrisa,Jharkhand, WB
Hingoli	47000	47000	Unch	Andhra, Chattisgarh, Orrisa,Jharkhand, WB
Bundi	44200	44200	Unch	-

### Soy DOC at Ports

Centers	Port Price
---------	------------

17 Sept, 2022

	15-Sep-22	15-Sep-22	Change
Kandla (FOR) (INR/MT)	NR	NR	-
Kandla (FAS) (USD/MT)	560	560	Unch
CNF Indonesia – Yellow SBM (USD/MT)	583	583	Unch

Rapeseed Meal	15-Sep-22	15-Sep-22	Change
FAS Kandla (USD/MT)	260	260	Unch
FOR Kandla (Rs/MT)	18900	18900	Unch
FOR Mundra (Rs/MT)	NA	NA	-
CNF Indonesia (USD/MT)	292	292	Unch

International Soy DOC			
Argentina FOB USD/MT	15-Sep-22	15-Sep-22	Change
Soybean Pellets	495	495	Unch
Soybean Cake Flour	495	495	Unch
Soya Meal	NR	NR	-
Soy Expellers	NR	NR	-

Sunflower (DOC) Rates	Ex-factory rates (Rs/ton)		
Centers	16-Sep-22	15-Sep-22	Change
Adoni	35000	32000	▲ 3000
Khamgaon	NA	NA	-
Parli	NA	NA	-
Latur	34000	31000	▲ 3000

Groundnut Meal (Rs/MT)	16-Sep-22	15-Sep-22	Change
Basis 45%, Saurashtra	30500	30500	Unch
Basis 40%, Saurashtra	26500	26500	Unch
GN Cake, Gondal	31000	31000	Unch

Mustard DOC	16-Sep-22	15-Sep-22	Change
Jaipur (Plant delivery)	18500	17800	▲ 700
Kandla (FOR Rs/MT)	19000	18700	▲ 300

Mumbai Oil Meal Quotes:			
Rs/M.T.	16-Sep-22	15-Sep-22	Change
G.N. Extr (45%)	30000	31000	▼ -1000
Kardi Extr	NA	NA	-
Undec Cottonseed Exp	34000	33500	▲ 500

**17 Sept, 2022**

Rice Bran Extr.	NA	NA	-
Sunflower Extr.	21000	20500	▲ 500
Rapeseed Extr.	NA	NA	-
Soymeal 48%	44870	44348	▲ 522
Castor Extr.	11550	11650	▼ -100

**Disclaimer**

The information and opinions contained in the document have been compiled from sources believed to be reliable. The company does not warrant its accuracy, completeness and correctness. Use of data and information contained in this report is at your own risk. This document is not, and should not be construed as, an offer to sell or solicitation to buy any commodities. This document may not be reproduced, distributed or published, in whole or in part, by any recipient hereof for any purpose without prior permission from the Company. IASL and its affiliates and/or their officers, directors and employees may have positions in any commodities mentioned in this document (or in any related investment) and may from time to time add to or dispose of any such commodities (or investment). Please see the detailed disclaimer at <http://www.agriwatch.com/disclaimer.php> © 2022 Indian Agribusiness Systems Limited