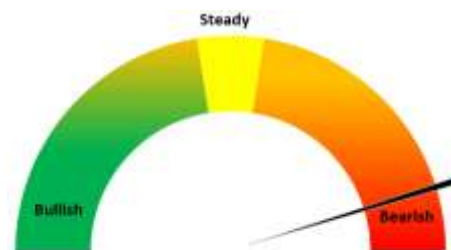


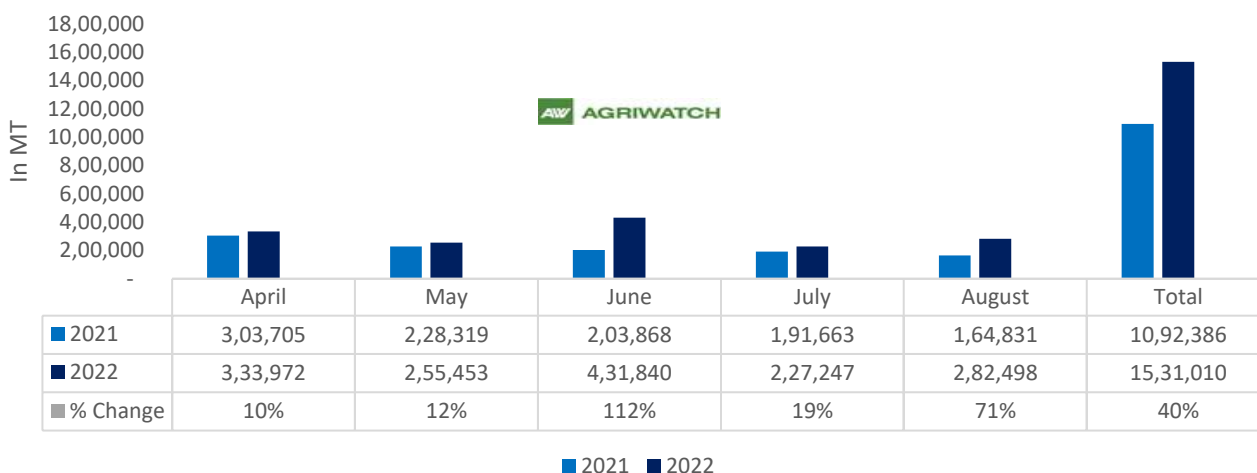
20 Sept, 2022

Soy Meal Fundamentals:

Todays Update- Soymeal Indore prices went down by 1.2% at Rs. 41,500/MT. In other markets soybean meal traded with mixed sentiments. Indore Soybean meal prices are currently down by more than 14% MoM and down by 50% YoY. Soymeal prices in the domestic market are expected to trade range bound with weak bias between 40,000-45,000 in near term tracking GM Soymeal import and weak soy meal export demand.

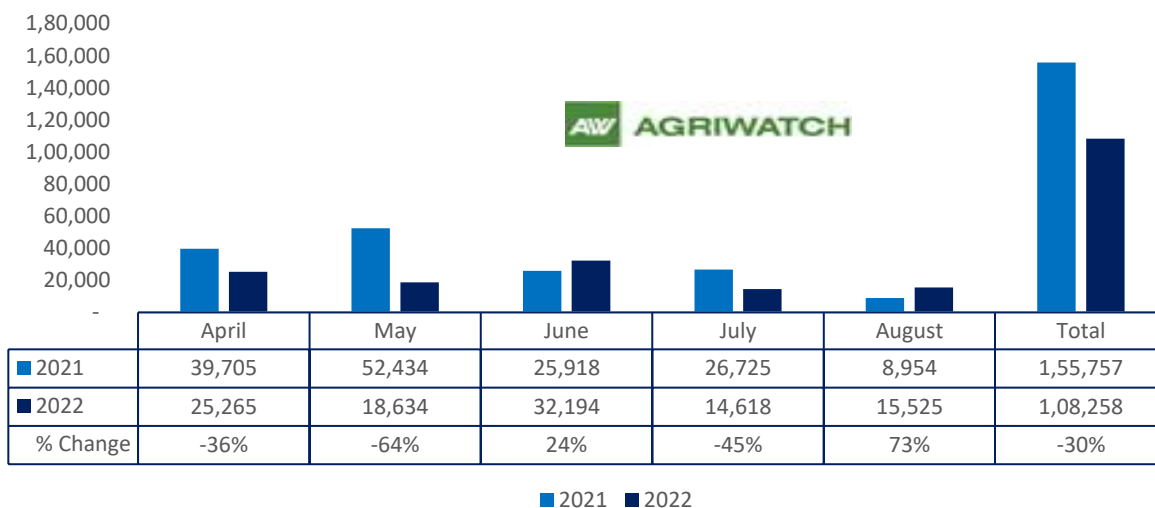


Total oil meal export

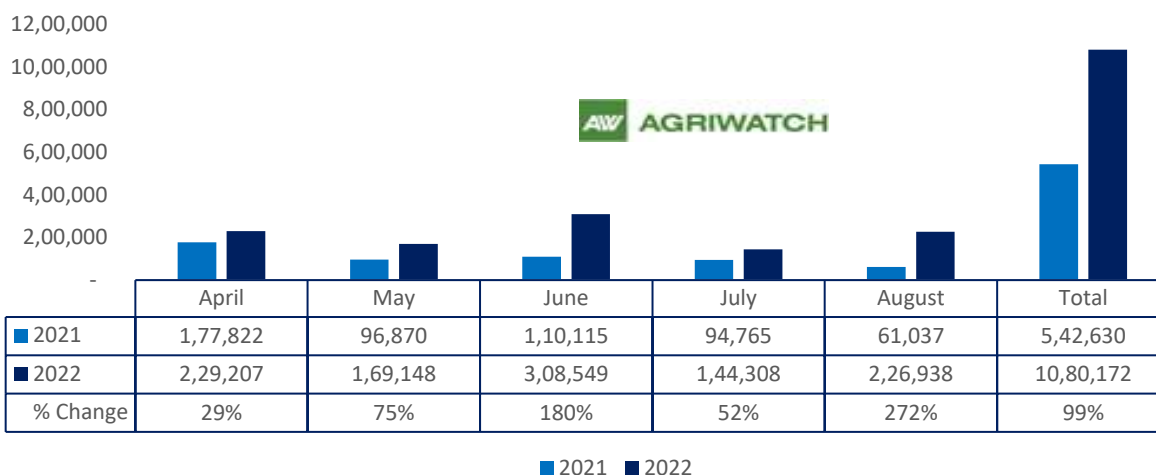


Total oil meal exports in April- August'22 went up by 40% to 15.31 Lakh tonnes vs 10.92 Lakh tonnes previous year same period. However, Soymeal exports went down by 30% to 1.08 Lakh tonnes in April-Aug'22 Vs 1.55 Lakh tonnes previous year same period. Soymeal exports went down due to over-priced Indian soymeal in the global markets.

Soy meal export

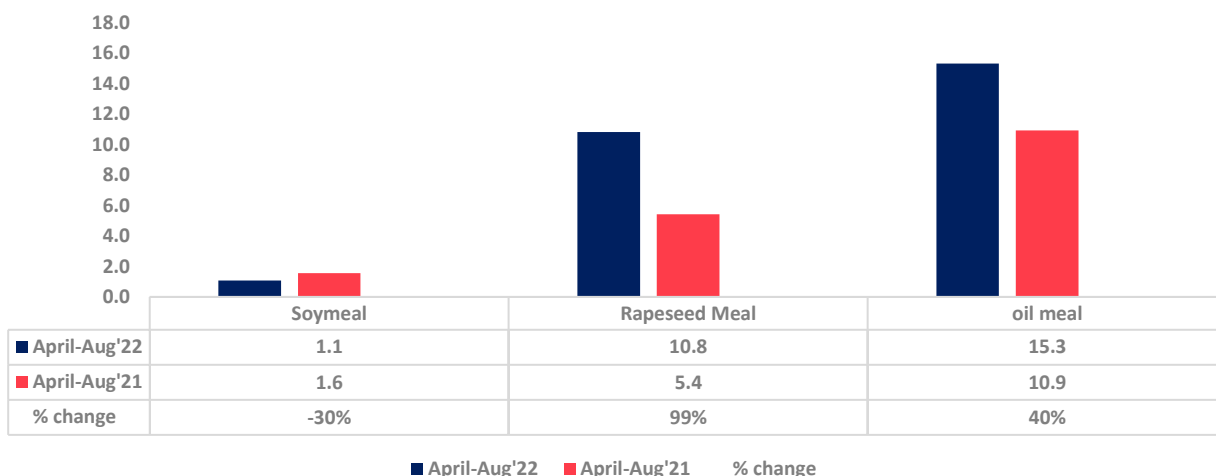


Rapeseed meal export



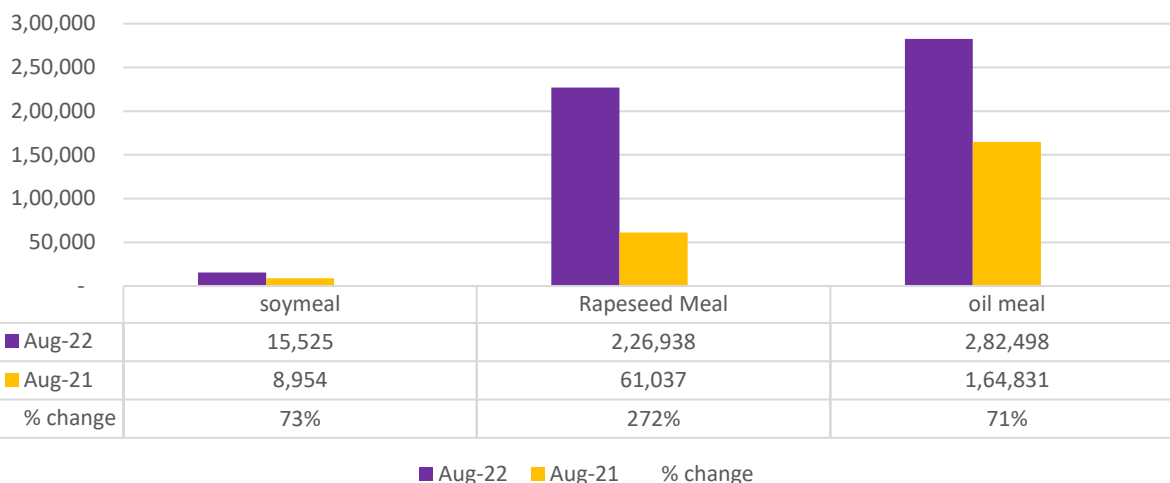
There is a significant jump in export of rapeseed meal and reported at 10.80 Lakh tons compared to 5.42 Lakh tons i.e., up by 99%. And in Aug'22 exports recorded up by 272% to 2.26 Lakh tonnes vs 0.61 Lakh tonnes in the previous year same period. Upon record crop of rapeseed and crushing resulted in the highest processing, availability of rapeseed meal and export. Currently India is the most competitive supplier of rapeseed meal to South Korea,Vietnam, Thailand and other Far East Countries. In Upcoming months too, we expect good exports amid firm demand from South eastAsia.

Oil Meal Export April.'22-Aug'22



20 Sept, 2022

Soy meal Vs Rapeseed meal Vs Oil meal export (Aug'22)



Centres	Ex-factory rates (Rs/ton)			Parity To
	19-Sep-22	17-Sep-22	Change	
Indore - 45%, Jute Bag	41500	42000	▼-500	Gujarat, MP
Kota - 45%, PP Bag	44200	42500	▲1700	Rajasthan, Del, Punjab, Haryana
Dhulia/Jalna - 45%, PP Bag	45500	45500	Unch	Mumbai, Maharashtra
Nagpur - 45%, PP Bag	45000	45500	▼-500	Chattisgarh, Orissa, Bihar, Bangladesh, AP, Kar, TN
Nanded	45500	46000	▼-500	Andhra, AP, Kar ,TN
Latur	46000	45500	▲500	-
Sangli	41000	41000	Unch	Local and South
Solapur	47000	47000	Unch	Local and South
Akola – 45%, PP Bag	43000	43000	Unch	Andhra, Chattisgarh, Orrisa,Jharkhand, WB
Hingoli	46000	46000	Unch	Andhra, Chattisgarh, Orrisa,Jharkhand, WB
Bundi	44000	44200	▼-200	-

Soy DOC at Ports

20 Sept, 2022

Centers	Port Price		
	17-Sep-22	17-Sep-22	Change
Kandla (FOR) (INR/MT)	NR	NR	-
Kandla (FAS) (USD/MT)	NA	NA	-
CNF Indonesia – Yellow SBM (USD/MT)	NA	NA	-

Rapeseed Meal	17-Sep-22	17-Sep-22	Change
FAS Kandla (USD/MT)	NA	NA	-
FOR Kandla (Rs/MT)	NA	NA	-
FOR Mundra (Rs/MT)	NA	NA	-
CNF Indonesia (USD/MT)	NA	NA	-

International Soy DOC			
Argentina FOB USD/MT	17-Sep-22	17-Sep-22	Change
Soybean Pellets	Closed	Closed	-
Soybean Cake Flour	Closed	Closed	-
Soya Meal	Closed	Closed	-
Soy Expellers	Closed	Closed	-

Sunflower (DOC) Rates	Ex-factory rates (Rs/ton)		
Centers	19-Sep-22	17-Sep-22	Change
Adoni	35000	35000	Unch
Khamgaon	NA	NA	-
Parli	NA	NA	-
Latur	34000	34000	Unch

Groundnut Meal (Rs/MT)	19-Sep-22	17-Sep-22	Change
Basis 45%, Saurashtra	30500	30500	Unch
Basis 40%, Saurashtra	26500	26500	Unch
GN Cake, Gondal	31000	31000	Unch

Mustard DOC	19-Sep-22	17-Sep-22	Change
Jaipur (Plant delivery)	18300	18500	▼-200
Kandla (FOR Rs/MT)	18800	19000	▼-200

Mumbai Oil Meal Quotes:			
Rs/M.T.	19-Sep-22	17-Sep-22	Change
G.N. Extr (45%)	31000	31000	Unch
Kardi Extr	NA	NA	-

**20 Sept, 2022**

Undec Cottonseed Exp	34000	34000	Unch
Rice Bran Extr.	NA	NA	-
Sunflower Extr.	21000	21000	Unch
Rapeseed Extr.	NA	NA	-
Soymeal 48%	44609	44609	Unch
Castor Extr.	11650	11450	▲200

Disclaimer

The information and opinions contained in the document have been compiled from sources believed to be reliable. The company does not warrant its accuracy, completeness and correctness. Use of data and information contained in this report is at your own risk. This document is not, and should not be construed as, an offer to sell or solicitation to buy any commodities. This document may not be reproduced, distributed or published, in whole or in part, by any recipient hereof for any purpose without prior permission from the Company. IASL and its affiliates and/or their officers, directors and employees may have positions in any commodities mentioned in this document (or in any related investment) and may from time to time add to or dispose of any such commodities (or investment). Please see the detailed disclaimer at <http://www.agriwatch.com/disclaimer.php> © 2022 Indian Agribusiness Systems Limited