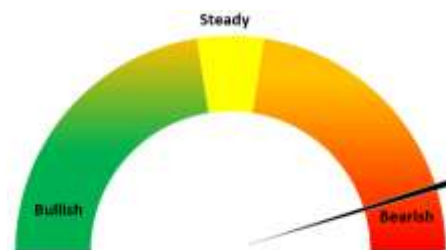


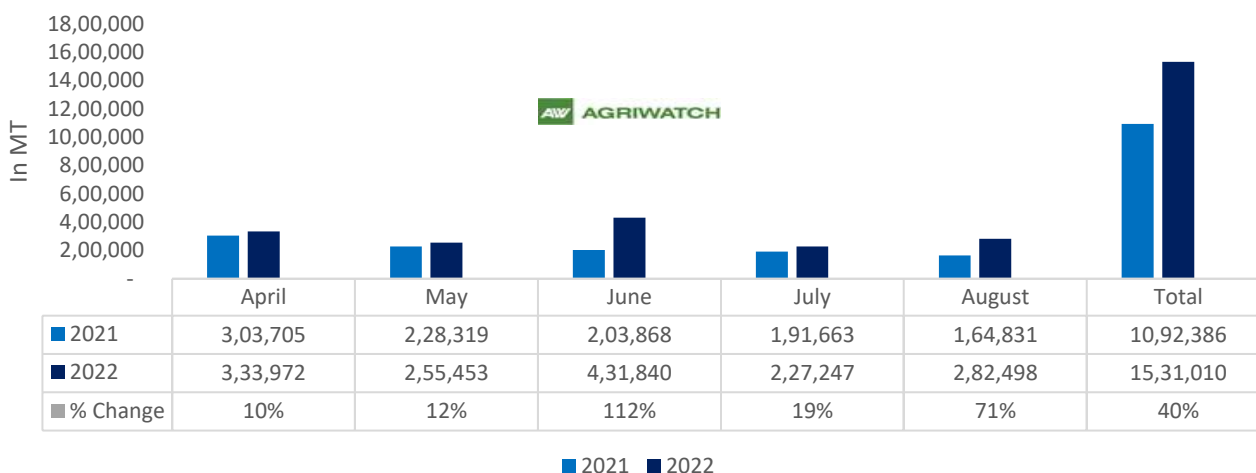
26 Sept, 2022

Soy Meal Fundamentals:

Todays Update- Soymeal Indore prices remained stable at Rs. 40,000/MT. In other markets too soybean meal traded with mixed sentiments. Indore Soybean meal prices are currently down by more than 17% MoM and down by 50% YoY. Soymeal prices in the domestic market are expected to trade range bound with weak bias between 38,000-43,000 in near term tracking GM Soymeal import and weak soy meal export demand.

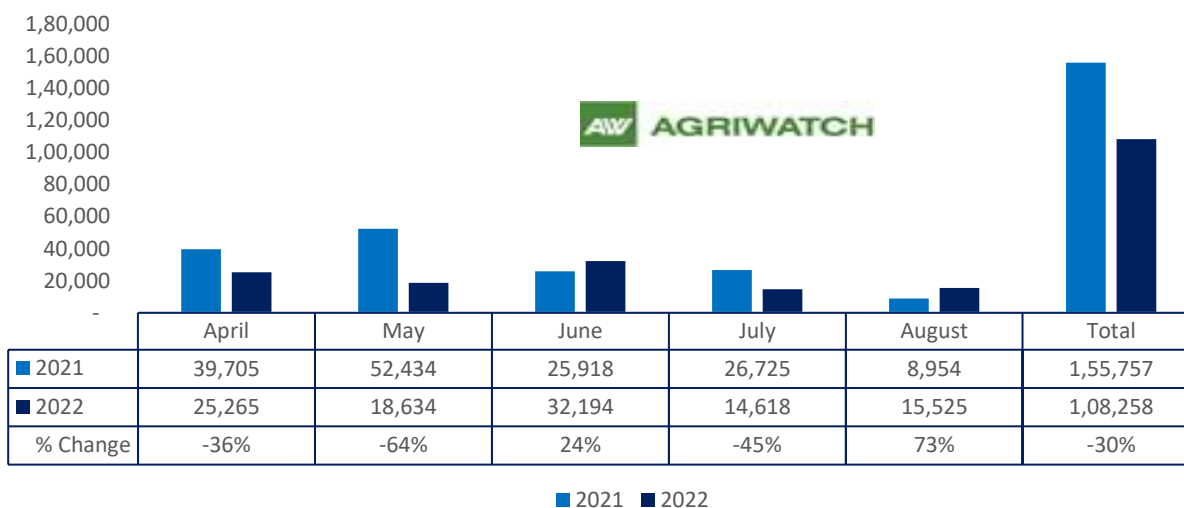


Total oil meal export



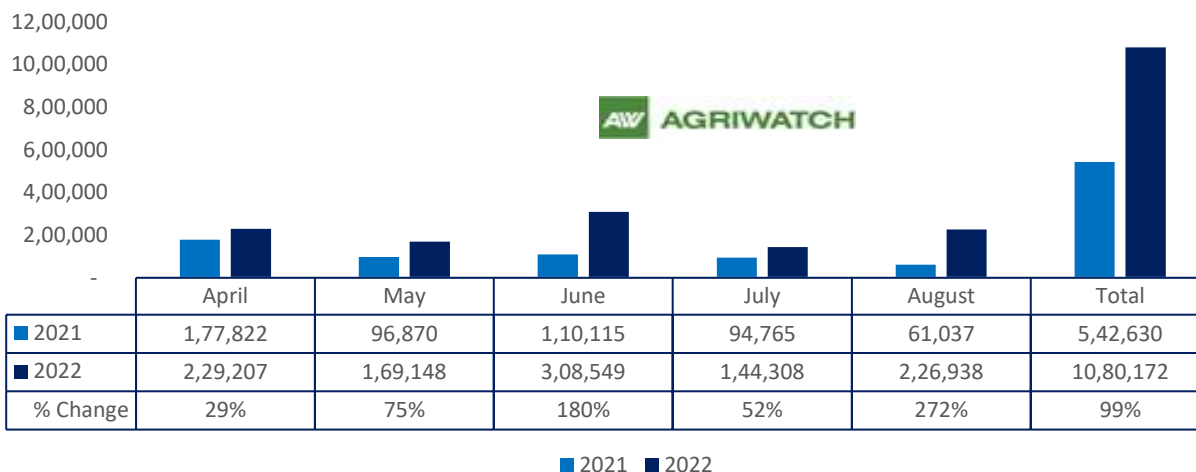
Total oil meal exports in April- August'22 went up by 40% to 15.31 Lakh tonnes vs 10.92 Lakh tonnes previous year same period. However, Soymeal exports went down by 30% to 1.08 Lakh tonnes in April-Aug'22 Vs 1.55 Lakh tonnes previous year same period. Soymeal exports went down due to over-priced Indian soymeal in the global markets.

Soy meal export



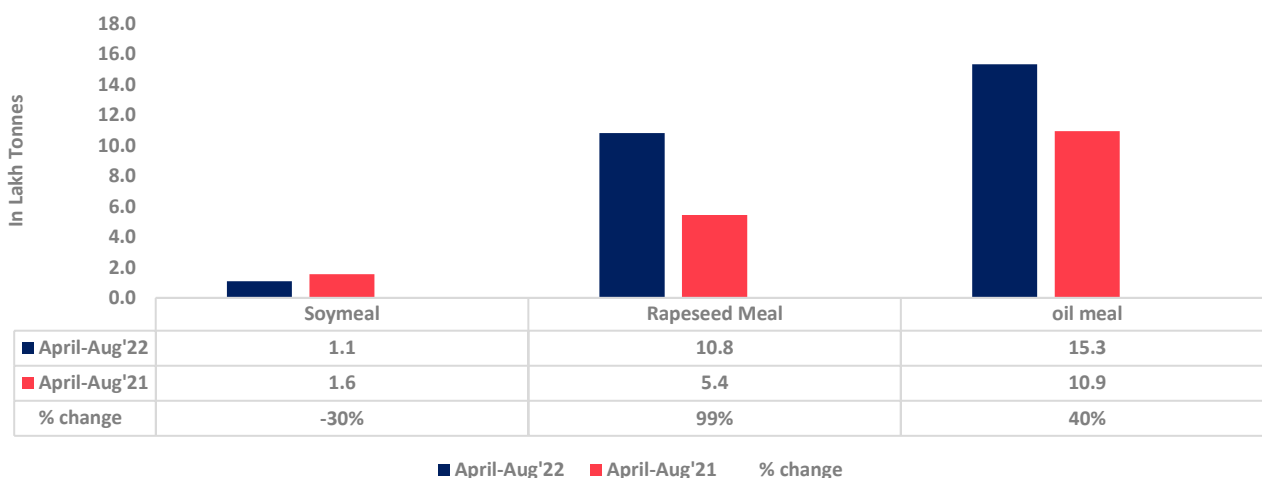
26 Sept, 2022

Rapeseed meal export

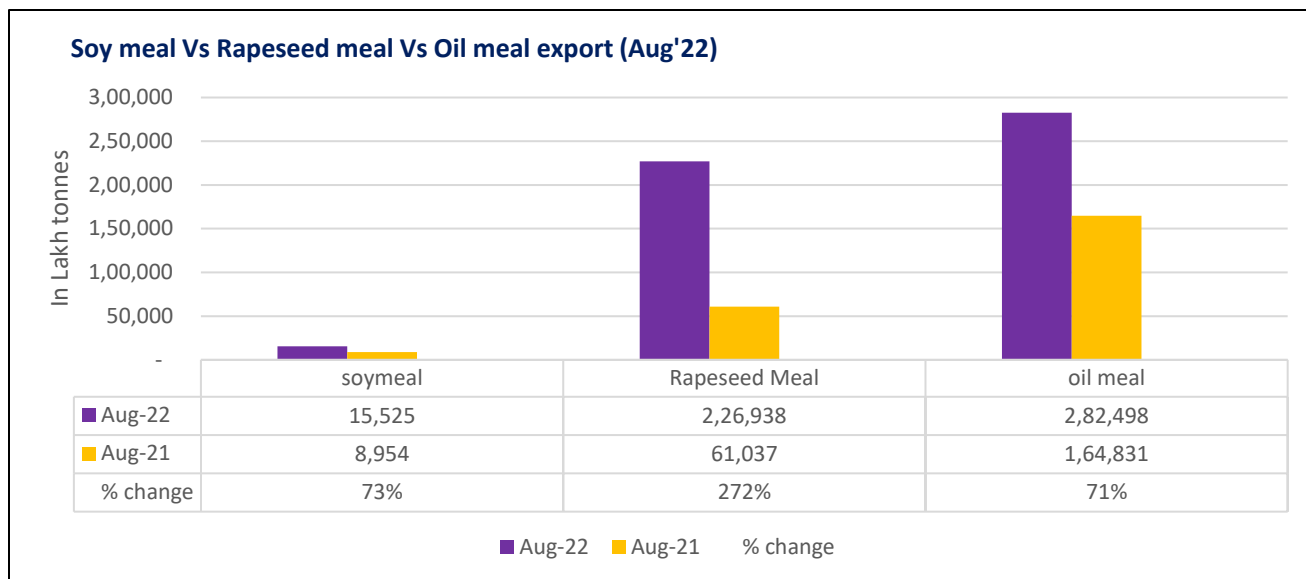


There is a significant jump in export of rapeseed meal and reported at 10.80 Lakh tons compared to 5.42 Lakh tons i.e., up by 99%. And in Aug'22 exports recorded up by 272% to 2.26 Lakh tonnes vs 0.61 Lakh tonnes in the previous year same period. Upon record crop of rapeseed and crushing resulted in the highest processing, availability of rapeseed meal and export. Currently India is the most competitive supplier of rapeseed meal to South Korea, Vietnam, Thailand and other Far East Countries. In Upcoming months too, we expect good exports amid firm demand from South east Asia.

Oil Meal Export April.'22-Aug'22



26 Sept, 2022



Centres	Ex-factory rates (Rs/ton)			Parity To
	24-Sep-22	23-Sep-22	Change	
Indore - 45%, Jute Bag	40000	40000	Unch	Gujarat, MP
Kota - 45%, PP Bag	43000	43500	▼ -500	Rajasthan, Del, Punjab, Haryana
Dhulia/Jalna - 45%, PP Bag	45000	44500	▲ 500	Mumbai, Maharashtra
Nagpur - 45%, PP Bag	42500	42500	Unch	Chattisgarh, Orissa, Bihar, Bangladesh, AP, Kar, TN
Nanded	44000	44000	Unch	Andhra, AP, Kar, TN
Latur	45500	45000	▲ 500	-
Sangli	39500	40500	▼ -1000	Local and South
Solapur	47000	47000	Unch	Local and South
Akola – 45%, PP Bag	41000	41000	Unch	Andhra, Chattisgarh, Orissa, Jharkhand, WB
Hingoli	46000	46000	Unch	Andhra, Chattisgarh, Orissa, Jharkhand, WB
Bundi	42800	43300	▼ -500	-

Soy DOC at Ports			
Centers	Port Price		
	23-Sep-22	23-Sep-22	Change

26 Sept, 2022

Kandla (FOR) (INR/MT)	41000	41000	Unch
Kandla (FAS) (USD/MT)	540	540	Unch
CNF Indonesia – Yellow SBM (USD/MT)	578	578	Unch

Rapeseed Meal	23-Sep-22	23-Sep-22	Change
FAS Kandla (USD/MT)	260	260	Unch
FOR Kandla (Rs/MT)	19000	19000	Unch
FOR Mundra (Rs/MT)	NA	NA	-
CNF Indonesia (USD/MT)	278	278	Unch

International Soy DOC			
Argentina FOB USD/MT	23-Sep-22	23-Sep-22	Change
Soybean Pellets	490	490	Unch
Soybean Cake Flour	490	490	Unch
Soya Meal	NR	NR	-
Soy Expellers	NR	NR	-

Sunflower (DOC) Rates	Ex-factory rates (Rs/ton)		
Centers	24-Sep-22	23-Sep-22	Change
Adoni	35000	35000	Unch
Khamgaon	NA	NA	-
Parli	NA	NA	-
Latur	34000	34000	Unch

Groundnut Meal (Rs/MT)	24-Sep-22	23-Sep-22	Change
Basis 45%, Saurashtra	30000	30000	Unch
Basis 40%, Saurashtra	26000	26000	Unch
GN Cake, Gondal	30500	30500	Unch

Mustard DOC	24-Sep-22	23-Sep-22	Change
Jaipur (Plant delivery)	18200	18200	Unch
Kandla (FOR Rs/MT)	18900	18900	Unch

Mumbai Oil Meal Quotes:			
Rs/M.T.	24-Sep-22	23-Sep-22	Change
G.N. Extr (45%)	31000	31000	Unch
Kardi Extr	NA	NA	-
Undec Cottonseed Exp	32500	32500	Unch
Rice Bran Extr.	NA	NA	-

**26 Sept, 2022**

Sunflower Extr.	21000	21000	Unch
Rapeseed Extr.	NA	NA	-
Soymeal 48%	41739	42260	▼-521
Castor Extr.	11450	11450	Unch

Disclaimer

The information and opinions contained in the document have been compiled from sources believed to be reliable. The company does not warrant its accuracy, completeness and correctness. Use of data and information contained in this report is at your own risk. This document is not, and should not be construed as, an offer to sell or solicitation to buy any commodities. This document may not be reproduced, distributed or published, in whole or in part, by any recipient hereof for any purpose without prior permission from the Company. IASL and its affiliates and/or their officers, directors and employees may have positions in any commodities mentioned in this document (or in any related investment) and may from time to time add to or dispose of any such commodities (or investment). Please see the detailed disclaimer at <http://www.agriwatch.com/disclaimer.php> © 2022 Indian Agribusiness Systems Limited