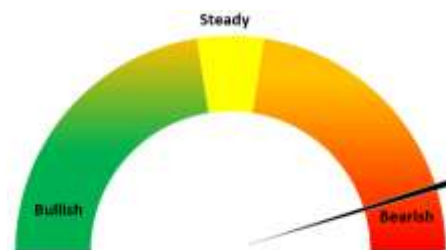


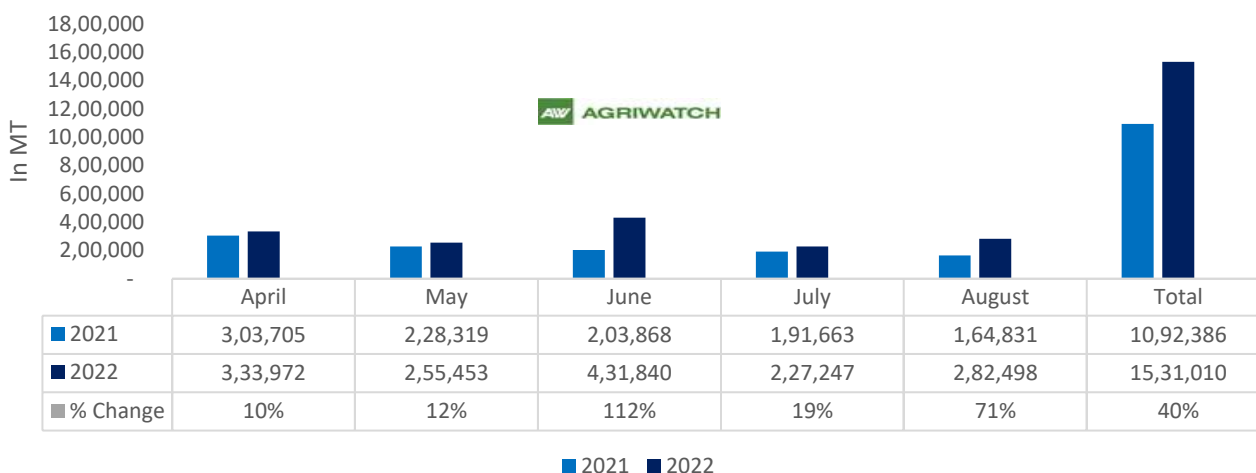
30 Sept, 2022

Soy Meal Fundamentals:

Todays Update- Soymeal Indore prices went down by 1.3% to 38,000/MT. In other markets soybean meal traded with mixed sentiments in tandem with soybean prices. Indore Soybean meal prices are currently down by more than 20% MoM and down by 50% YoY. Soymeal prices in the domestic market are expected to trade range bound with weak bias between 36,000-40,000 in near term tracking GM Soymeal import and weak soy meal export demand.

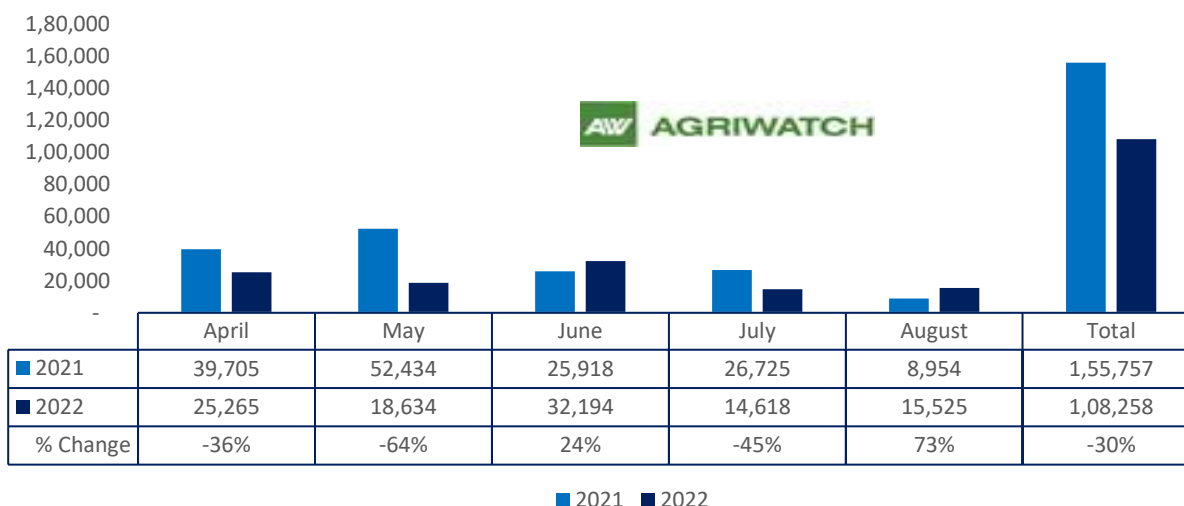


Total oil meal export



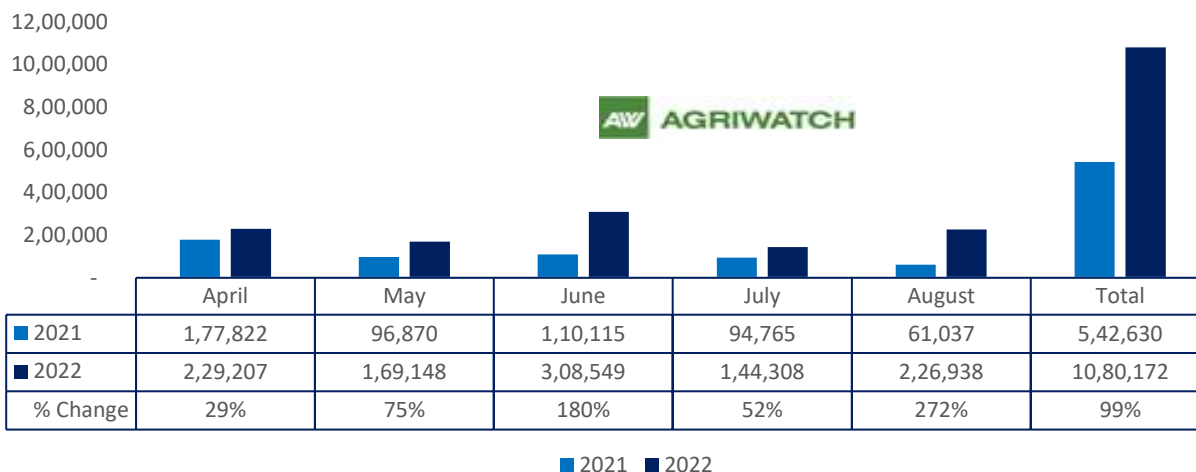
Total oil meal exports in April- August'22 went up by 40% to 15.31 Lakh tonnes vs 10.92 Lakh tonnes previous year same period. However, Soymeal exports went down by 30% to 1.08 Lakh tonnes in April-Aug'22 Vs 1.55 Lakh tonnes previous year same period. Soymeal exports went down due to over-priced Indian soymeal in the global markets.

Soy meal export



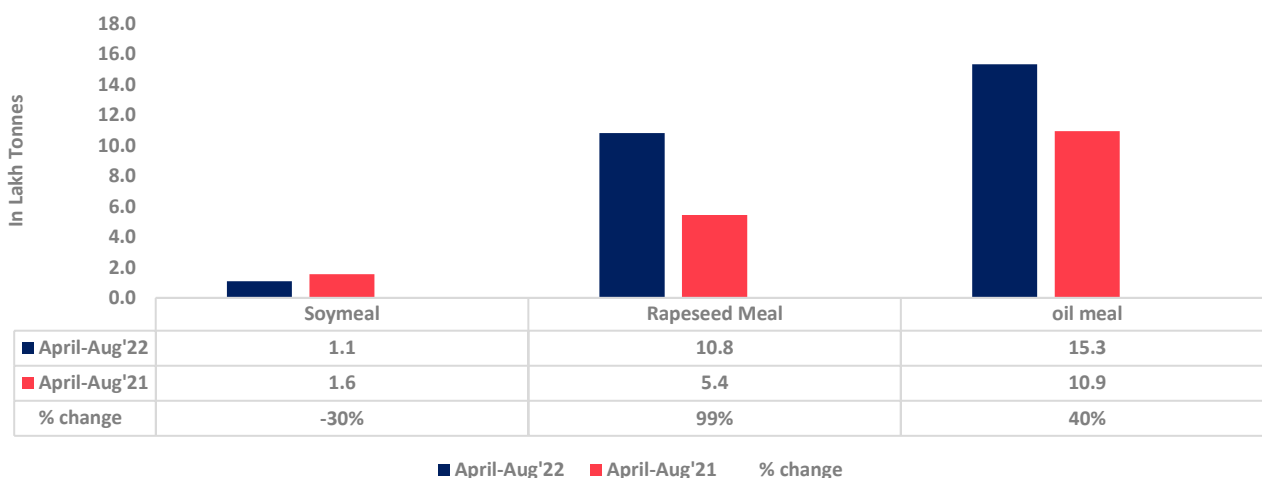
30 Sept, 2022

Rapeseed meal export

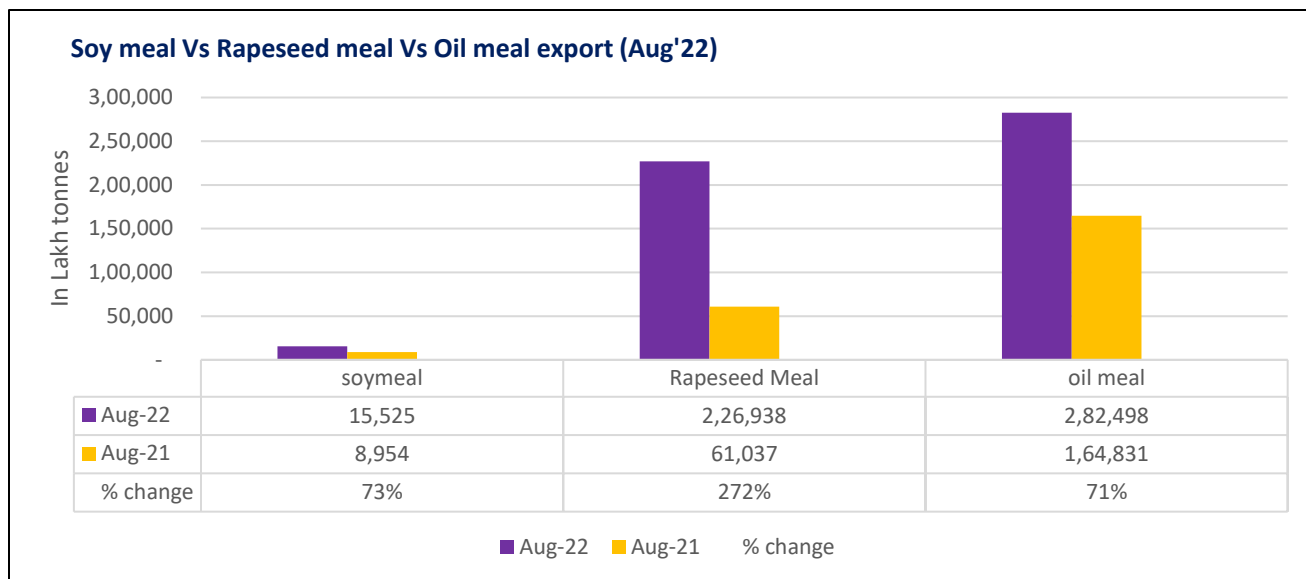


There is a significant jump in export of rapeseed meal and reported at 10.80 Lakh tons compared to 5.42 Lakh tons i.e., up by 99%. And in Aug'22 exports recorded up by 272% to 2.26 Lakh tonnes vs 0.61 Lakh tonnes in the previous year same period. Upon record crop of rapeseed and crushing resulted in the highest processing, availability of rapeseed meal and export. Currently India is the most competitive supplier of rapeseed meal to South Korea, Vietnam, Thailand and other Far East Countries. In Upcoming months too, we expect good exports amid firm demand from South east Asia.

Oil Meal Export April.'22-Aug'22



30 Sept, 2022



Centres	Ex-factory rates (Rs/ton)			Parity To
	29-Sep-22	28-Sep-22	Change	
Indore - 45%, Jute Bag	38000	38500	▼-500	Gujarat, MP
Kota - 45%, PP Bag	41500	41300	▲200	Rajasthan, Del, Punjab, Haryana
Dhulia/Jalna - 45%, PP Bag	44000	44000	Unch	Mumbai, Maharashtra
Nagpur - 45%, PP Bag	41000	41000	Unch	Chattisgarh, Orissa, Bihar, Bangladesh, AP, Kar, TN
Nanded	42500	43000	▼-500	Andhra, AP, Kar ,TN
Latur	43000	43000	Unch	-
Sangli	38500	38500	Unch	Local and South
Solapur	42500	40000	▲2500	Local and South
Akola – 45%, PP Bag	39000	40500	▼-1500	Andhra, Chattisgarh, Orrisa,Jharkhand, WB
Hingoli	43500	43500	Unch	Andhra, Chattisgarh, Orrisa,Jharkhand, WB
Bundi	41300	41100	▲200	-

Soy DOC at Ports			
Centers	Port Price		
	28-Sep-22	28-Sep-22	Change

30 Sept, 2022

Kandla (FOR) (INR/MT)	40000	40000	Unch
Kandla (FAS) (USD/MT)	520	520	Unch
CNF Indonesia – Yellow SBM (USD/MT)	554	554	Unch

Rapeseed Meal	28-Sep-22	28-Sep-22	Change
FAS Kandla (USD/MT)	248	248	Unch
FOR Kandla (Rs/MT)	18500	18500	Unch
FOR Mundra (Rs/MT)	NA	NA	-
CNF Indonesia (USD/MT)	270	270	Unch

International Soy DOC			
Argentina FOB USD/MT	28-Sep-22	28-Sep-22	Change
Soybean Pellets	469	469	Unch
Soybean Cake Flour	469	469	Unch
Soya Meal	NR	NR	-
Soy Expellers	NR	NR	-

Sunflower (DOC) Rates	Ex-factory rates (Rs/ton)		
Centers	29-Sep-22	28-Sep-22	Change
Adoni	35000	35000	Unch
Khamgaon	NA	NA	-
Parli	NA	NA	-
Latur	34000	34000	Unch

Groundnut Meal (Rs/MT)	29-Sep-22	28-Sep-22	Change
Basis 45%, Saurashtra	30000	30000	Unch
Basis 40%, Saurashtra	26000	26000	Unch
GN Cake, Gondal	30500	30500	Unch

Mustard DOC	29-Sep-22	28-Sep-22	Change
Jaipur (Plant delivery)	18000	18000	Unch
Kandla (FOR Rs/MT)	18700	18700	Unch

Mumbai Oil Meal Quotes:			
Rs/M.T.	29-Sep-22	28-Sep-22	Change
G.N. Extr (45%)	29000	29000	Unch
Kardi Extr	NA	NA	-
Undec Cottonseed Exp	31500	31500	Unch
Rice Bran Extr.	NA	NA	-

**30 Sept, 2022**

Sunflower Extr.	21000	21000	Unch
Rapeseed Extr.	NA	NA	-
Soymeal 48%	39652	40435	▼-783
Castor Extr.	11050	11450	▼-400

Disclaimer

The information and opinions contained in the document have been compiled from sources believed to be reliable. The company does not warrant its accuracy, completeness and correctness. Use of data and information contained in this report is at your own risk. This document is not, and should not be construed as, an offer to sell or solicitation to buy any commodities. This document may not be reproduced, distributed or published, in whole or in part, by any recipient hereof for any purpose without prior permission from the Company. IASL and its affiliates and/or their officers, directors and employees may have positions in any commodities mentioned in this document (or in any related investment) and may from time to time add to or dispose of any such commodities (or investment). Please see the detailed disclaimer at <http://www.agriwatch.com/disclaimer.php> © 2022 Indian Agribusiness Systems Limited