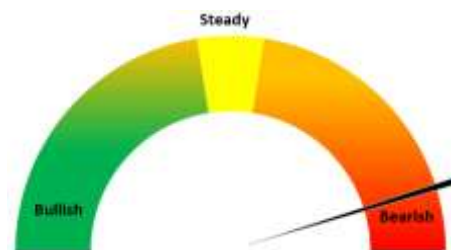


08 Oct, 2022

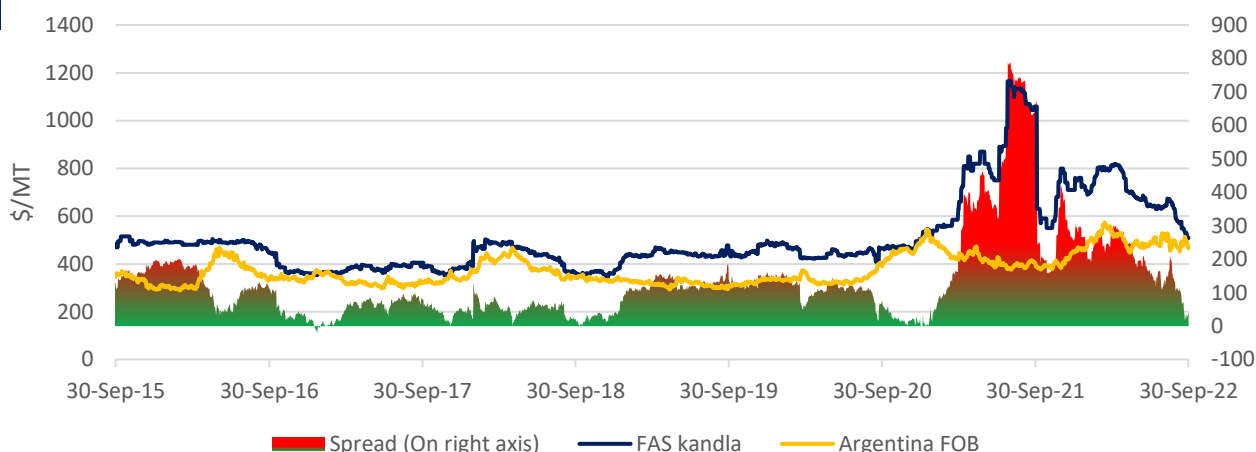
Soy Meal Fundamentals:

Todays Update- Soymeal Indore prices remained stable at 38,500/MT. In other markets soybean meal traded with mixed sentiments in tandem with soybean prices. Indore Soybean meal prices are currently down by more than 20% MoM and down by 50% YoY. Soymeal prices in the domestic market are expected to trade range bound with weak bias between 38,000-40,000 in near term tracking weak soy meal export demand and new crop arrival.

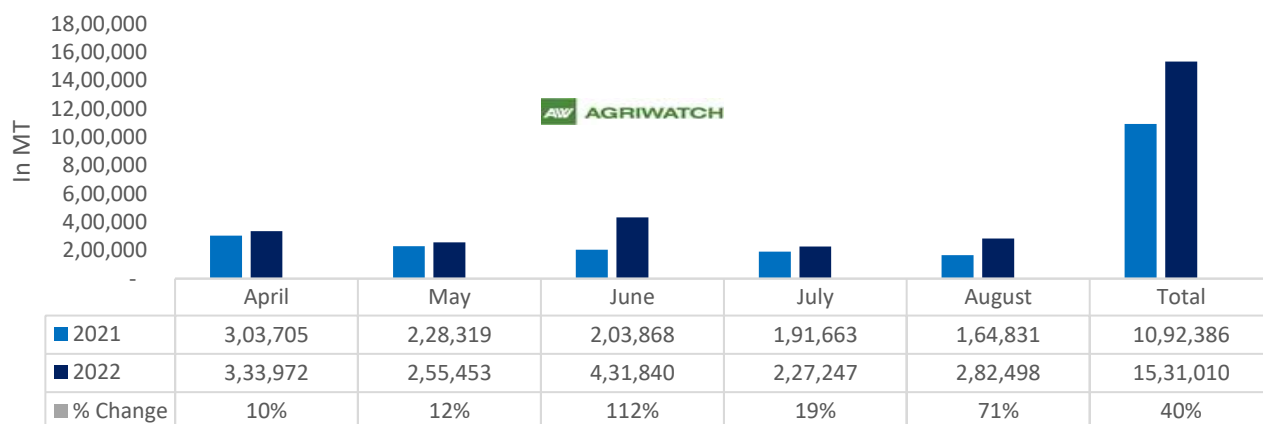


As of 30th September, Indian Soymeal FOB prices trading at \$508/MT, Argentina Soymeal FOB prices trading at \$565/MT and spread stands at \$43/MT. Decline in Argentine soymeal prices has led to squeeze in spread. In upcoming months, if Indian soymeal prices becomes competitive in upcoming weeks, export demand may revive and Soybean prices may improve.

Indian Soybean meal Vs Argentina Soybean Meal and Spread



Total oil meal export

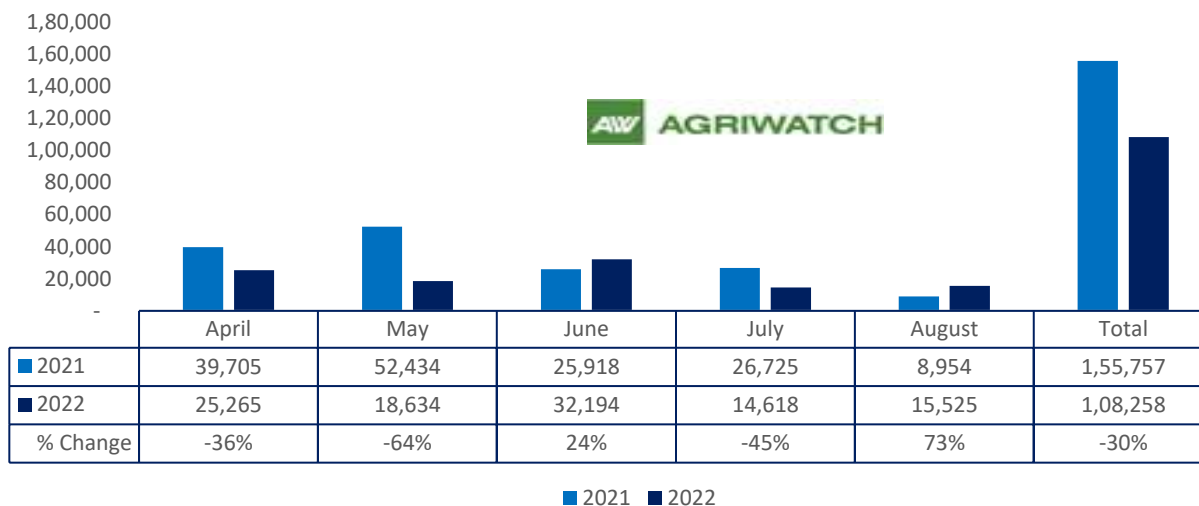


2021 2022

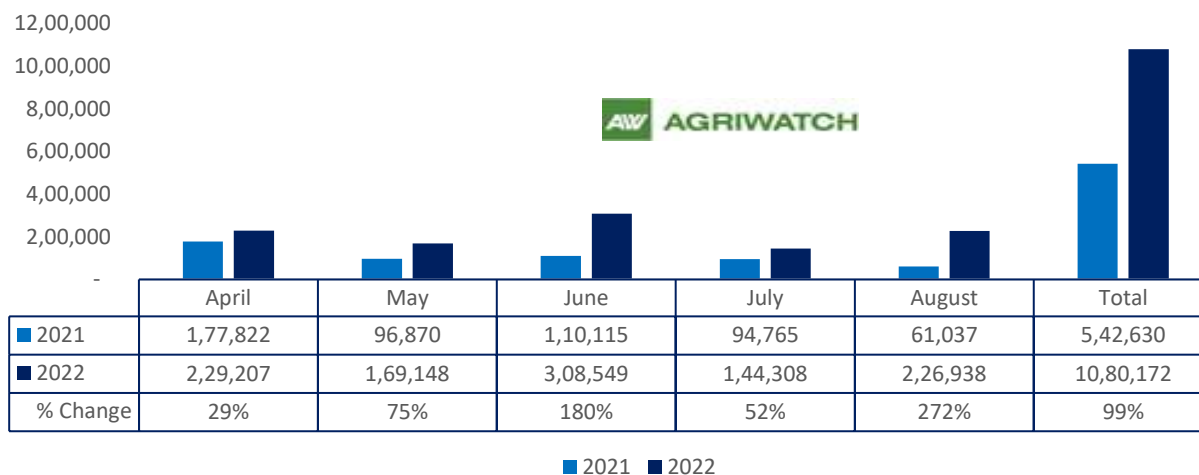
08 Oct, 2022

Total oil meal exports in April- August'22 went up by 40% to 15.31 Lakh tonnes vs 10.92 Lakh tonnes previous year same period. However, Soymeal exports went down by 30% to 1.08 Lakh tonnes in April-Aug'22 Vs 1.55 Lakh tonnes previous year same period. Soymeal exports went down due to over-priced Indian soymeal in the global markets.

Soy meal export

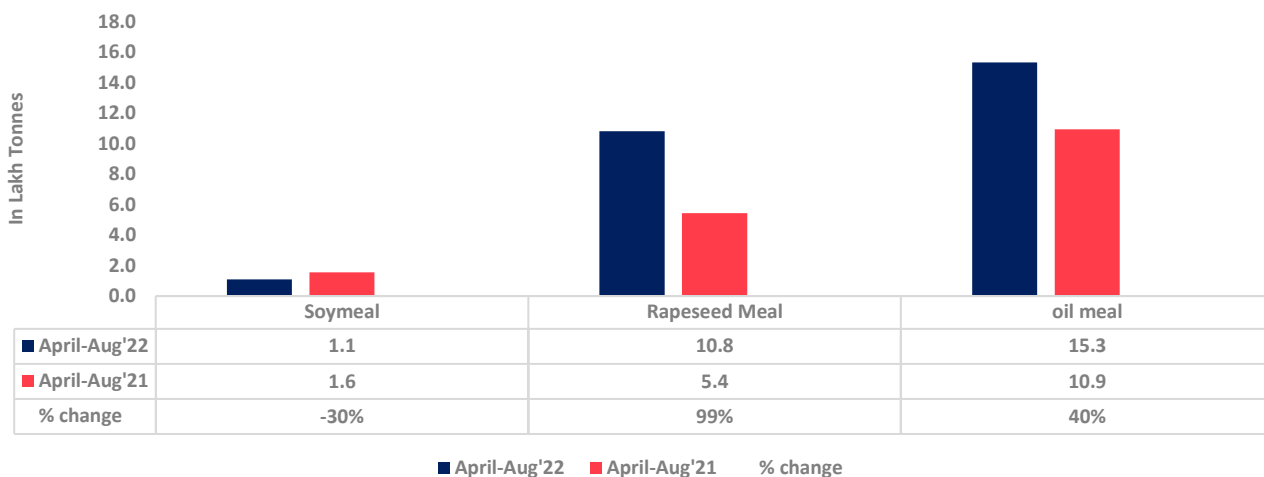


Rapeseed meal export

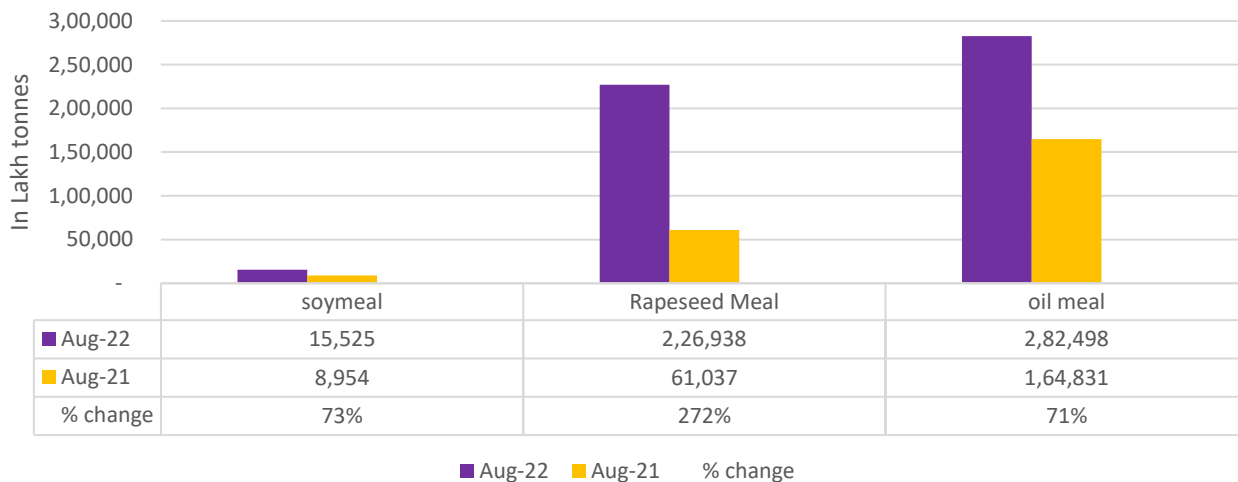


There is a significant jump in export of rapeseed meal and reported at 10.80 Lakh tons compared to 5.42 Lakh tons i.e., up by 99%. And in Aug'22 exports recorded up by 272% to 2.26 Lakh tonnes vs 0.61 Lakh tonnes in the previous year same period. Upon record crop of rapeseed and crushing resulted in the highest processing, availability of rapeseed meal and export. Currently India is the most competitive supplier of rapeseed meal to South Korea, Vietnam, Thailand and other Far East Countries. In Upcoming months too, we expect good exports amid firm demand from South east Asia.

Oil Meal Export April.'22-Aug'22



Soy meal Vs Rapeseed meal Vs Oil meal export (Aug'22)



08 Oct, 2022

Centres	Ex-factory rates (Rs/ton)			Parity To
	07-Oct-22	06-Oct-22	Change	
Indore - 45%, Jute Bag	38500	38500	Unch	Gujarat, MP
Kota - 45%, PP Bag	40500	40000	▲500	Rajasthan, Del, Punjab, Haryana
Dhulia/Jalna - 45%, PP Bag	44000	43500	▲500	Mumbai, Maharashtra
Nagpur - 45%, PP Bag	41000	41500	▼-500	Chattisgarh, Orissa, Bihar, Bangladesh, AP, Kar, TN
Nanded	42000	42500	▼-500	Andhra, AP, Kar, TN
Latur	43000	42500	▲500	-
Sangli	39000	38500	▲500	Local and South
Solapur	43000	43000	Unch	Local and South
Akola – 45%, PP Bag	39000	39000	Unch	Andhra, Chattisgarh, Orissa, Jharkhand, WB
Hingoli	42000	42000	Unch	Andhra, Chattisgarh, Orissa, Jharkhand, WB
Bundi	40300	39800	▲500	-

Soy DOC at Ports			
Centers	Port Price		
	06-Oct-22	06-Oct-22	Change
Kandla (FOR) (INR/MT)	40000	40000	Unch
Kandla (FAS) (USD/MT)	500	500	Unch
CNF Indonesia – Yellow SBM (USD/MT)	538	538	Unch

Rapeseed Meal	06-Oct-22	06-Oct-22	Change
FAS Kandla (USD/MT)	242	242	Unch
FOR Kandla (Rs/MT)	18100	18100	Unch
FOR Mundra (Rs/MT)	NA	NA	-
CNF Indonesia (USD/MT)	265	265	Unch

International Soy DOC			
Argentina FOB USD/MT	06-Oct-22	06-Oct-22	Change
Soybean Pellets	466	466	Unch
Soybean Cake Flour	466	466	Unch

08 Oct, 2022

Soya Meal	NR	NR	-
Soy Expellers	NR	NR	-

Sunflower (DOC) Rates	Ex-factory rates (Rs/ton)		
Centers	07-Oct-22	06-Oct-22	Change
Adoni	35000	35000	Unch
Khamgaon	NA	NA	-
Parli	NA	NA	-
Latur	34000	34000	Unch

Groundnut Meal (Rs/MT)	07-Oct-22	06-Oct-22	Change
Basis 45%, Saurashtra	29000	29000	Unch
Basis 40%, Saurashtra	25000	25000	Unch
GN Cake, Gondal	29500	29500	Unch

Mustard DOC	07-Oct-22	06-Oct-22	Change
Jaipur (Plant delivery)	17500	17200	▲300
Kandla (FOR Rs/MT)	18800	18300	▲500

Mumbai Oil Meal Quotes:			
Rs/M.T.	07-Oct-22	06-Oct-22	Change
G.N. Extr (45%)	29000	29000	Unch
Kardi Extr	NA	NA	-
Undec Cottonseed Exp	31000	31000	Unch
Rice Bran Extr.	NA	NA	-
Sunflower Extr.	23000	22000	▲1000
Rapeseed Extr.	NA	NA	-
Soymeal 48%	40174	40435	▼-261
Castor Extr.	10950	10950	Unch

Disclaimer

The information and opinions contained in the document have been compiled from sources believed to be reliable. The company does not warrant its accuracy, completeness and correctness. Use of data and information contained in this report is at your own risk. This document is not, and should not be construed as, an offer to sell or solicitation to buy any commodities. This document may not be reproduced, distributed or published, in whole or in part, by any recipient hereof for any purpose without prior permission from the Company. IASL and its affiliates and/or their officers, directors and employees may have positions in any commodities mentioned in this document (or in any related investment) and may from time to time add to or dispose of any such commodities (or investment). Please see the detailed disclaimer at <http://www.agriwatch.com/disclaimer.php> © 2022 Indian Agribusiness Systems Limited