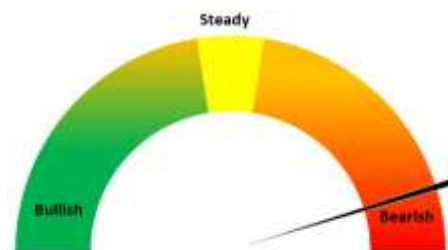


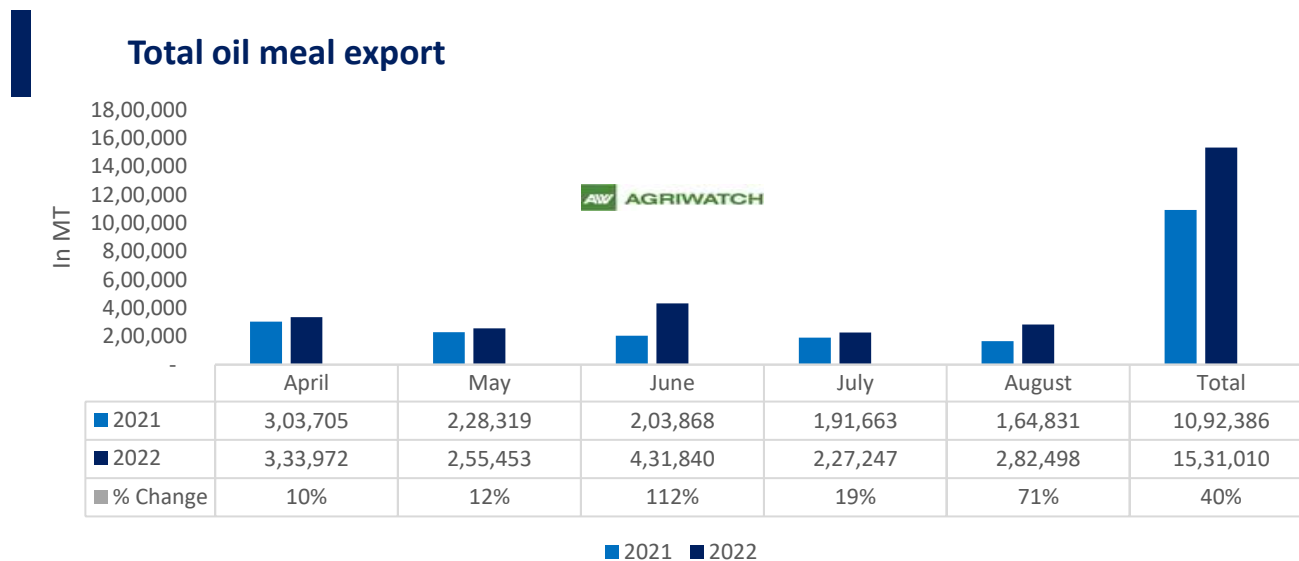
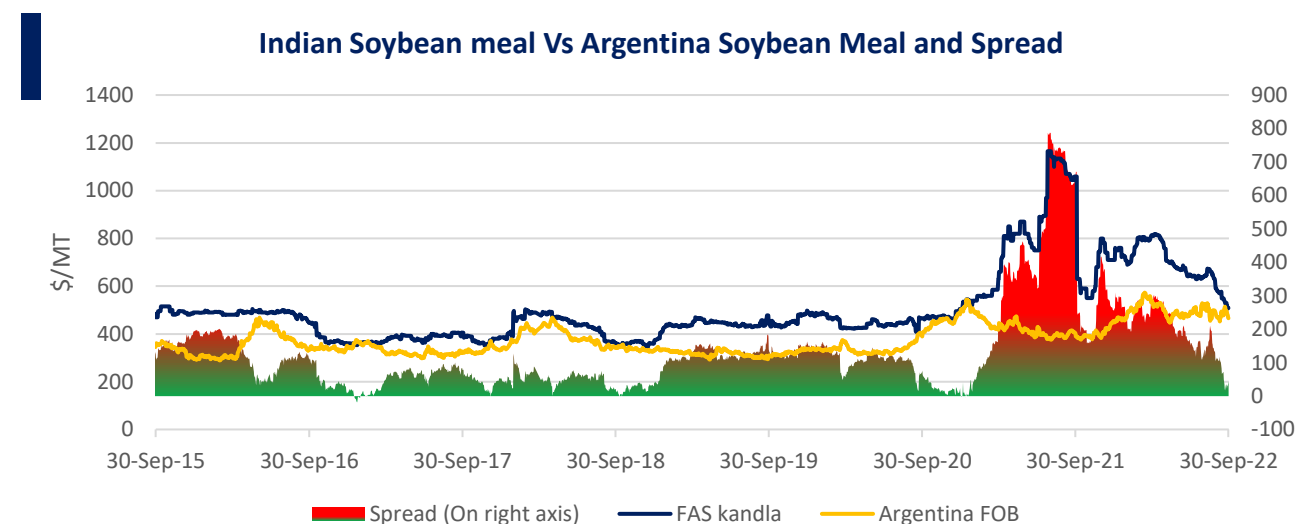
11 Oct, 2022

Soy Meal Fundamentals:

Todays Update- Soymeal Indore prices went down by 2.6% to 37,500/MT. In other markets soybean meal traded with mixed sentiments in tandem with soybean prices. Indore Soybean meal prices are currently down by more than 20% MoM and down by 50% YoY. Soymeal prices in the domestic market are expected to trade range bound with weak bias between 37,000-40,000 in near term tracking weak soy meal export demand and new crop arrival.



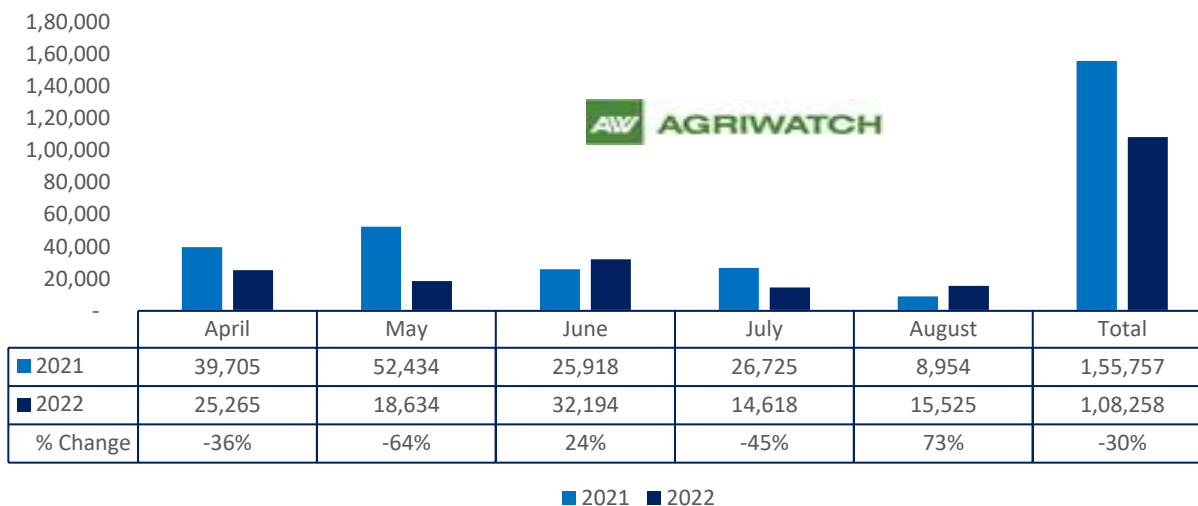
As of 30th September, Indian Soymeal FOB prices trading at \$508/MT, Argentina Soymeal FOB prices trading at \$565/MT and spread stands at \$43/MT. Decline in Argentine soymeal prices has led to squeeze in spread. In upcoming months, if Indian soymeal prices becomes competitive in upcoming weeks, export demand may revive and Soybean prices may improve.



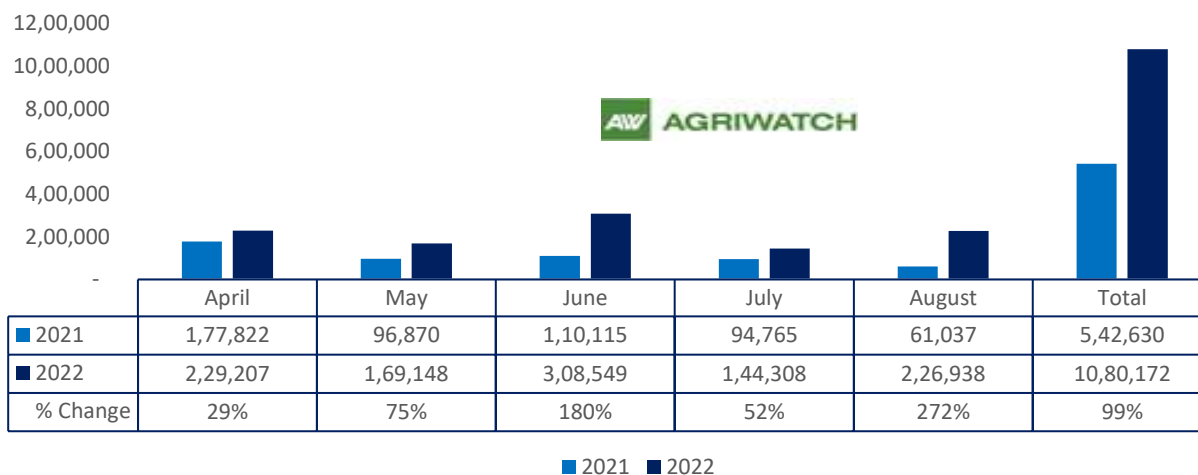
11 Oct, 2022

Total oil meal exports in April- August'22 went up by 40% to 15.31 Lakh tonnes vs 10.92 Lakh tonnes previous year same period. However, Soymeal exports went down by 30% to 1.08 Lakh tonnes in April-Aug'22 Vs 1.55 Lakh tonnes previous year same period. Soymeal exports went down due to over-priced Indian soymeal in the global markets.

Soy meal export



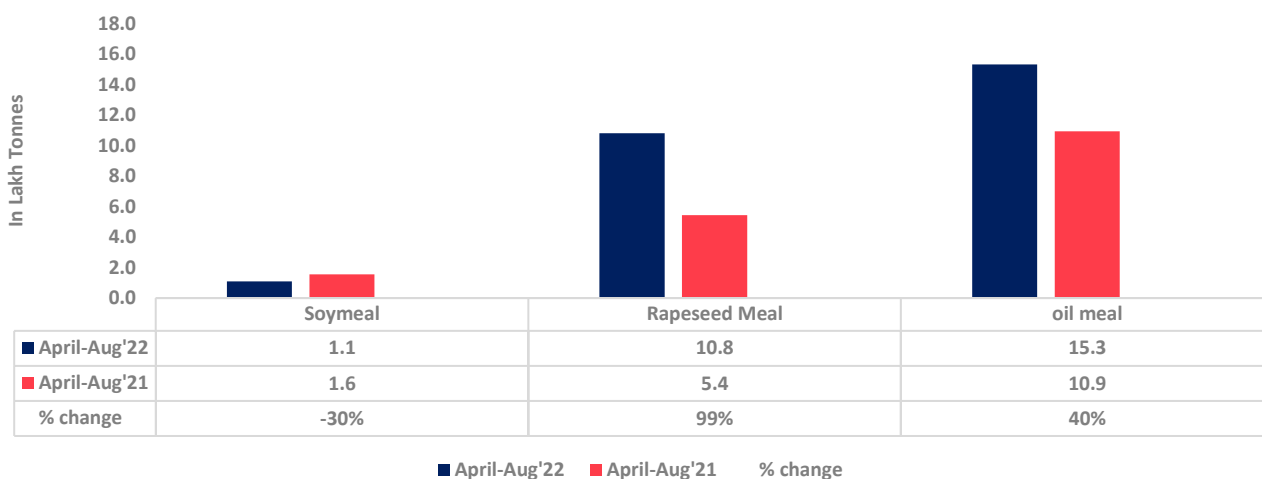
Rapeseed meal export



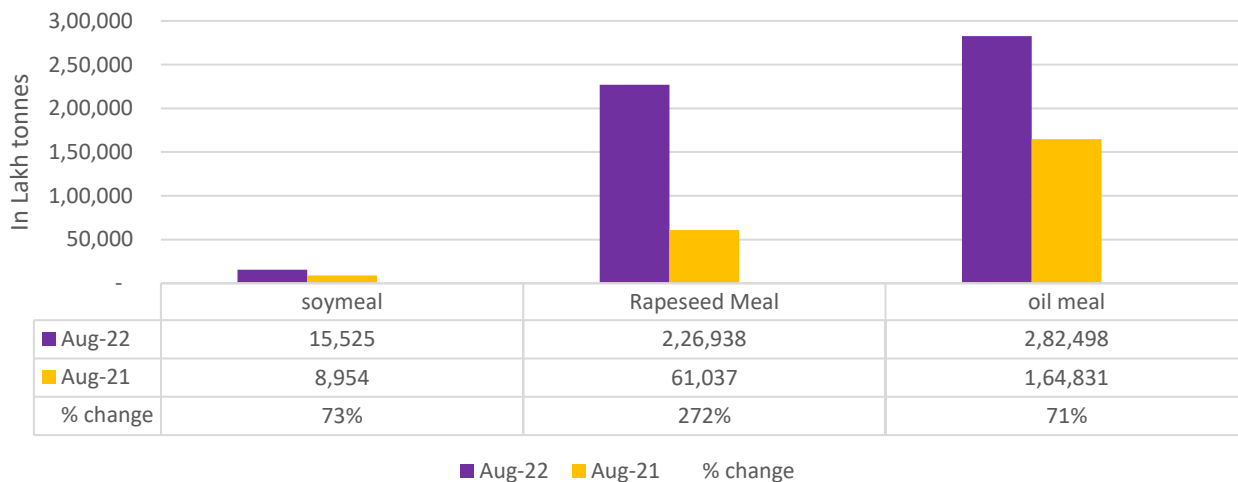
There is a significant jump in export of rapeseed meal and reported at 10.80 Lakh tons compared to 5.42 Lakh tons i.e., up by 99%. And in Aug'22 exports recorded up by 272% to 2.26 Lakh tonnes vs 0.61 Lakh tonnes in the previous year same period. Upon record crop of rapeseed and crushing resulted in the highest processing, availability of rapeseed meal and export. Currently India is the most competitive supplier of rapeseed meal to South Korea, Vietnam, Thailand and other Far East Countries. In Upcoming months too, we expect good exports amid firm demand from South east Asia.

11 Oct, 2022

Oil Meal Export April.'22-Aug'22



Soy meal Vs Rapeseed meal Vs Oil meal export (Aug'22)



11 Oct, 2022

Centres	Ex-factory rates (Rs/ton)			Parity To
	10-Oct-22	08-Oct-22	Change	
Indore - 45%, Jute Bag	37500	38500	▼ -1000	Gujarat, MP
Kota - 45%, PP Bag	39500	39500	Unch	Rajasthan, Del, Punjab, Haryana
Dhulia/Jalna - 45%, PP Bag	43500	44000	▼ -500	Mumbai, Maharashtra
Nagpur - 45%, PP Bag	41500	42500	▼ -1000	Chattisgarh, Orissa, Bihar, Bangladesh, AP, Kar, TN
Nanded	42000	42500	▼ -500	Andhra, AP, Kar ,TN
Latur	41500	42000	▼ -500	-
Sangli	39500	39500	Unch	Local and South
Solapur	43000	43000	Unch	Local and South
Akola – 45%, PP Bag	40000	40000	Unch	Andhra, Chattisgarh, Orrisa,Jharkhand, WB
Hingoli	42000	42500	▼ -500	Andhra, Chattisgarh, Orrisa,Jharkhand, WB
Bundi	39300	39300	Unch	-

Soy DOC at Ports			
Centers	Port Price		
	08-Oct-22	08-Oct-22	Change
Kandla (FOR) (INR/MT)	NA	NA	-
Kandla (FAS) (USD/MT)	NA	NA	-
CNF Indonesia – Yellow SBM (USD/MT)	NA	NA	-

Rapeseed Meal	08-Oct-22	08-Oct-22	Change
FAS Kandla (USD/MT)	NA	NA	-
FOR Kandla (Rs/MT)	NA	NA	-
FOR Mundra (Rs/MT)	NA	NA	-
CNF Indonesia (USD/MT)	NA	NA	-

International Soy DOC			
Argentina FOB USD/MT	08-Oct-22	08-Oct-22	Change
Soybean Pellets	Closed	Closed	-
Soybean Cake Flour	Closed	Closed	-

11 Oct, 2022

Soya Meal	Closed	Closed	-
Soy Expellers	Closed	Closed	-

Sunflower (DOC) Rates	Ex-factory rates (Rs/ton)		
Centers	10-Oct-22	08-Oct-22	Change
Adoni	35000	35000	Unch
Khamgaon	NA	NA	-
Parli	NA	NA	-
Latur	34000	34000	Unch

Groundnut Meal (Rs/MT)	10-Oct-22	08-Oct-22	Change
Basis 45%, Saurashtra	29000	29000	Unch
Basis 40%, Saurashtra	25000	25000	Unch
GN Cake, Gondal	29500	29500	Unch

Mustard DOC	10-Oct-22	08-Oct-22	Change
Jaipur (Plant delivery)	18300	18000	▲300
Kandla (FOR Rs/MT)	18500	18200	▲300

Mumbai Oil Meal Quotes:			
Rs/M.T.	10-Oct-22	08-Oct-22	Change
G.N. Extr (45%)	30000	29500	▲500
Kardi Extr	NA	NA	-
Undec Cottonseed Exp	31000	31000	Unch
Rice Bran Extr.	NA	NA	-
Sunflower Extr.	24000	24000	Unch
Rapeseed Extr.	NA	NA	-
Soymeal 48%	39130	40435	▼-1305
Castor Extr.	10650	10900	▼-250

Disclaimer

The information and opinions contained in the document have been compiled from sources believed to be reliable. The company does not warrant its accuracy, completeness and correctness. Use of data and information contained in this report is at your own risk. This document is not, and should not be construed as, an offer to sell or solicitation to buy any commodities. This document may not be reproduced, distributed or published, in whole or in part, by any recipient hereof for any purpose without prior permission from the Company. IASL and its affiliates and/or their officers, directors and employees may have positions in any commodities mentioned in this document (or in any related investment) and may from time to time add to or dispose of any such commodities (or investment). Please see the detailed disclaimer at <http://www.agriwatch.com/disclaimer.php> © 2022 Indian Agribusiness Systems Limited