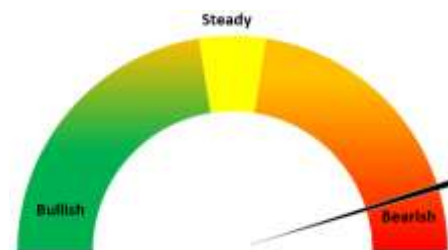


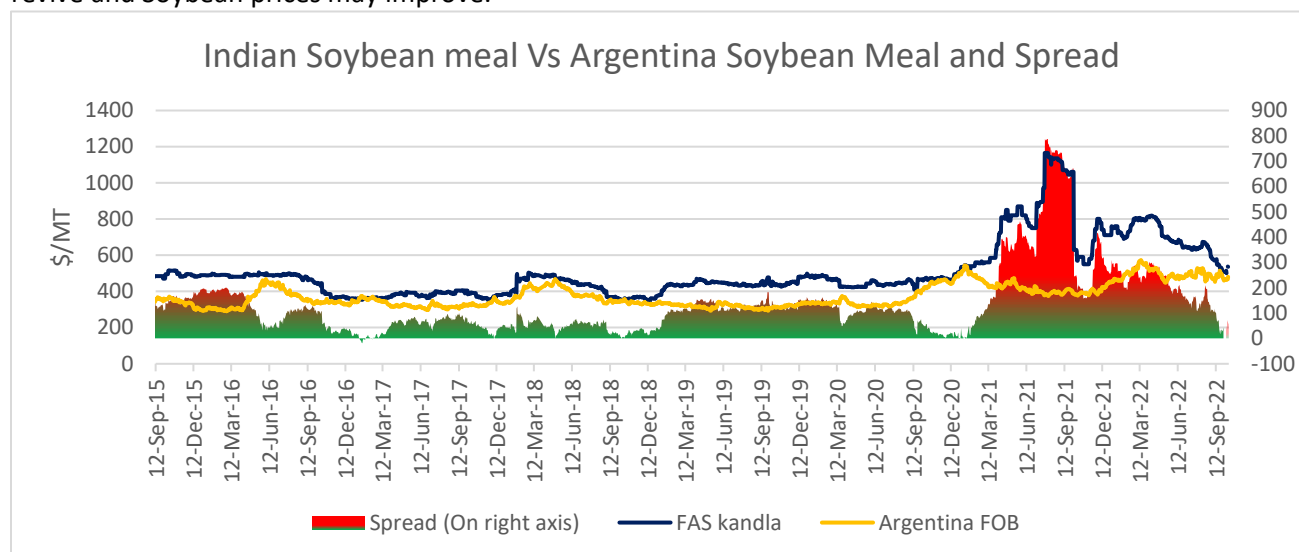
15 Oct, 2022

### Soy Meal Fundamentals:

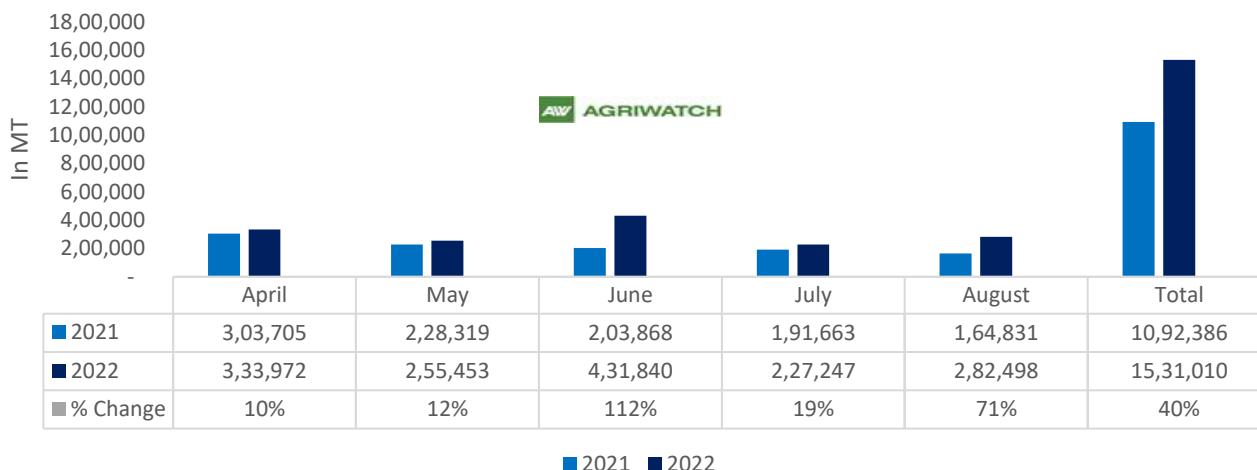
**Todays Update-** Soymeal Indore prices went up by 2.6% to 39,000/MT in tandem with soybean prices. Indore Soybean meal prices are currently down by more than 20% MoM and down by 50% YoY. Soymeal prices in the domestic market are expected to trade range bound with weak bias between 37,000-40,000 in near term tracking weak soy meal export demand and new crop arrival.



As of 11th October, Indian Soymeal FOB prices trading at \$535/MT, Argentina Soymeal FOB prices trading at \$480/MT and spread stands at \$55/MT. Decline in Argentine soymeal prices has led to squeeze in spread. In upcoming months, if Indian soymeal prices becomes competitive in upcoming weeks, export demand may revive and Soybean prices may improve.



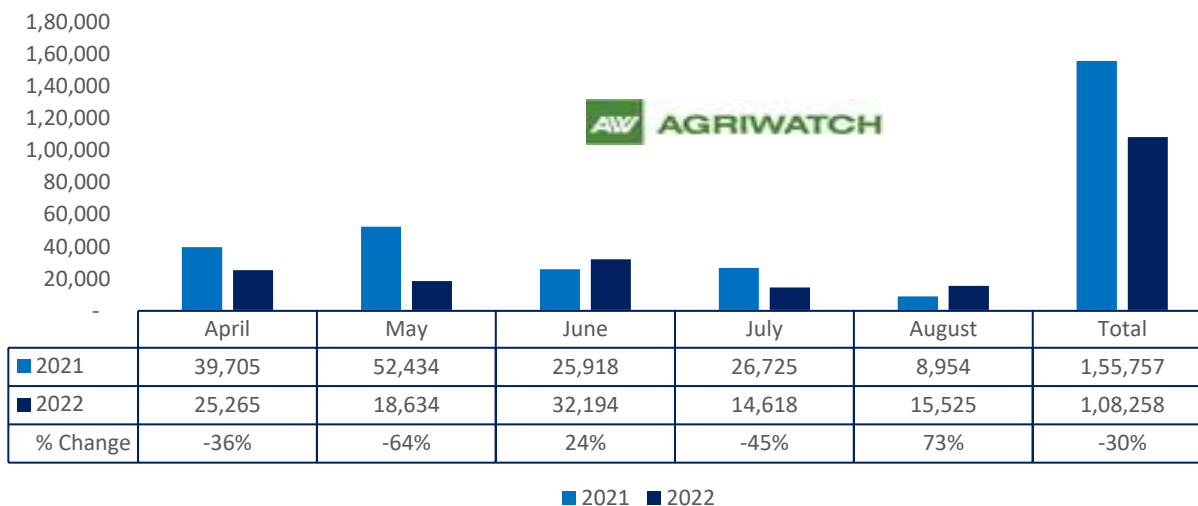
### Total oil meal export



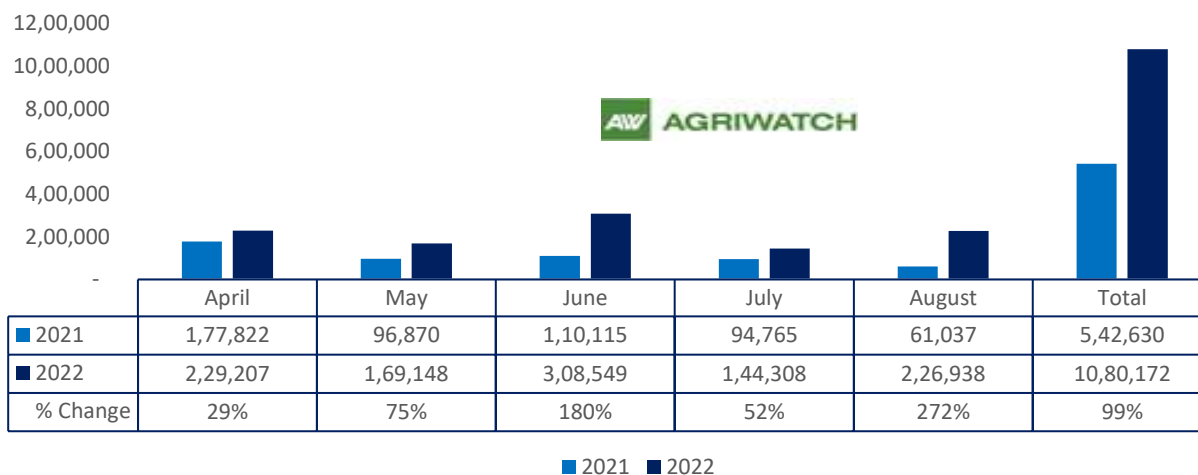
15 Oct, 2022

Total oil meal exports in April- August'22 went up by 40% to 15.31 Lakh tonnes vs 10.92 Lakh tonnes previous year same period. However, Soymeal exports went down by 30% to 1.08 Lakh tonnes in April-Aug'22 Vs 1.55 Lakh tonnes previous year same period. Soymeal exports went down due to over-priced Indian soymeal in the global markets.

### Soy meal export



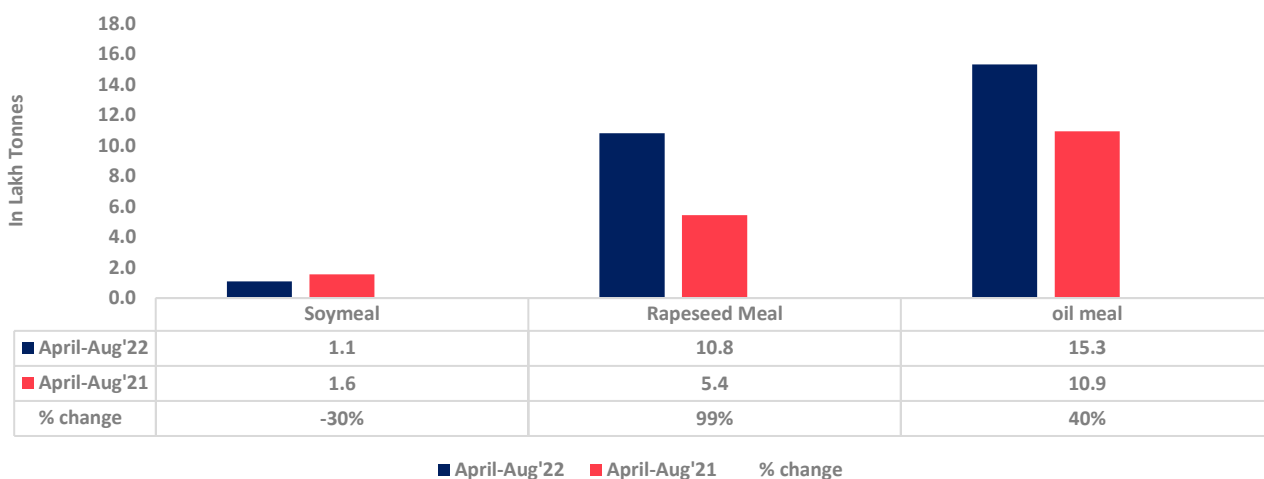
### Rapeseed meal export



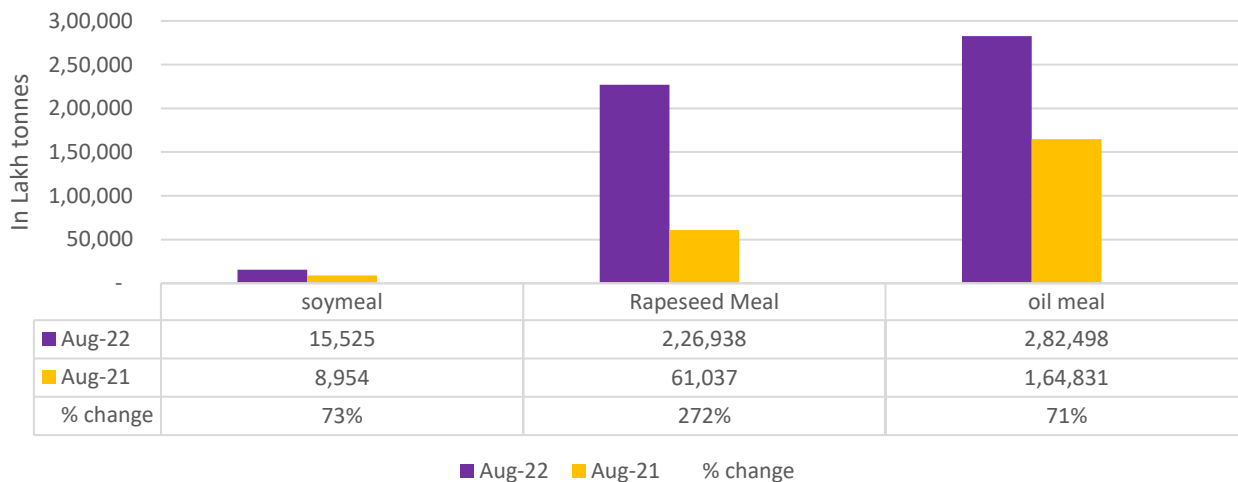
There is a significant jump in export of rapeseed meal and reported at 10.80 Lakh tons compared to 5.42 Lakh tons i.e., up by 99%. And in Aug'22 exports recorded up by 272% to 2.26 Lakh tonnes vs 0.61 Lakh tonnes in the previous year same period. Upon record crop of rapeseed and crushing resulted in the highest processing, availability of rapeseed meal and export. Currently India is the most competitive supplier of rapeseed meal to South Korea, Vietnam, Thailand and other Far East Countries. In Upcoming months too, we expect good exports amid firm demand from South east Asia.

15 Oct, 2022

### Oil Meal Export April.'22-Aug'22



### Soy meal Vs Rapeseed meal Vs Oil meal export (Aug'22)



15 Oct, 2022

Centres	Ex-factory rates (Rs/ton)			Parity To
	14-Oct-22	13-Oct-22	Change	
Indore - 45%, Jute Bag	39000	38000	▲ 1000	Gujarat, MP
Kota - 45%, PP Bag	41500	39000	▲ 2500	Rajasthan, Del, Punjab, Haryana
Dhulia/Jalna - 45%, PP Bag	43000	43000	Unch	Mumbai, Maharashtra
Nagpur - 45%, PP Bag	41000	40000	▲ 1000	Chattisgarh, Orissa, Bihar, Bangladesh, AP, Kar, TN
Nanded	43000	41500	▲ 1500	Andhra, AP, Kar, TN
Latur	43500	41000	▲ 2500	-
Sangli	38500	38500	Unch	Local and South
Solapur	42500	42500	Unch	Local and South
Akola – 45%, PP Bag	40000	40000	Unch	Andhra, Chattisgarh, Orrisa, Jharkhand, WB
Hingoli	41500	41500	Unch	Andhra, Chattisgarh, Orrisa, Jharkhand, WB
Bundi	41300	38800	▲ 2500	-

Soy DOC at Ports			
Centers	Port Price		
	13-Oct-22	13-Oct-22	Change
Kandla (FOR) (INR/MT)	39000	39000	Unch
Kandla (FAS) (USD/MT)	498	498	Unch
CNF Indonesia – Yellow SBM (USD/MT)	524	524	Unch

Rapeseed Meal	13-Oct-22	13-Oct-22	Change
FAS Kandla (USD/MT)	238	238	Unch
FOR Kandla (Rs/MT)	18200	18200	Unch
FOR Mundra (Rs/MT)	NA	NA	-
CNF Indonesia (USD/MT)	266	266	Unch

International Soy DOC			
Argentina FOB USD/MT	13-Oct-22	13-Oct-22	Change
Soybean Pellets	494	494	Unch

15 Oct, 2022

Soybean Cake Flour	494	494	Unch
Soya Meal	NR	NR	-
Soy Expellers	NR	NR	-

Sunflower (DOC) Rates	Ex-factory rates (Rs/ton)		
Centers	14-Oct-22	13-Oct-22	Change
Adoni	35000	35000	Unch
Khamgaon	NA	NA	-
Parli	NA	NA	-
Latur	34000	34000	Unch

Groundnut Meal (Rs/MT)	14-Oct-22	13-Oct-22	Change
Basis 45%, Saurashtra	30000	30500	▼-500
Basis 40%, Saurashtra	27000	28000	▼-1000
GN Cake, Gondal	32000	31000	▲1000

Mustard DOC	14-Oct-22	13-Oct-22	Change
Jaipur (Plant delivery)	18200	18200	Unch
Kandla (FOR Rs/MT)	18500	18500	Unch

Mumbai Oil Meal Quotes:			
Rs/M.T.	14-Oct-22	13-Oct-22	Change
G.N. Extr (45%)	30000	30000	Unch
Kardi Extr	NA	NA	-
Undec Cottonseed Exp	30500	30500	Unch
Rice Bran Extr.	NA	NA	-
Sunflower Extr.	23000	23000	Unch
Rapeseed Extr.	NA	NA	-
Soymeal 48%	41217	40174	▲1043
Castor Extr.	10650	10450	▲200

## Disclaimer

The information and opinions contained in the document have been compiled from sources believed to be reliable. The company does not warrant its accuracy, completeness and correctness. Use of data and information contained in this report is at your own risk. This document is not, and should not be construed as, an offer to sell or solicitation to buy any commodities. This document may not be reproduced, distributed or published, in whole or in part, by any recipient hereof for any purpose without prior permission from the Company. IASL and its affiliates and/or their officers, directors and employees may have positions in any commodities mentioned in this document (or in any related investment) and may from time to time add to or dispose of any such commodities (or investment). Please see the detailed disclaimer at <http://www.agriwatch.com/disclaimer.php> © 2022 Indian Agribusiness Systems Limited