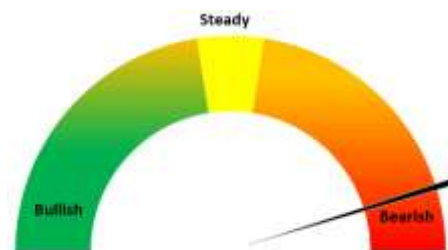


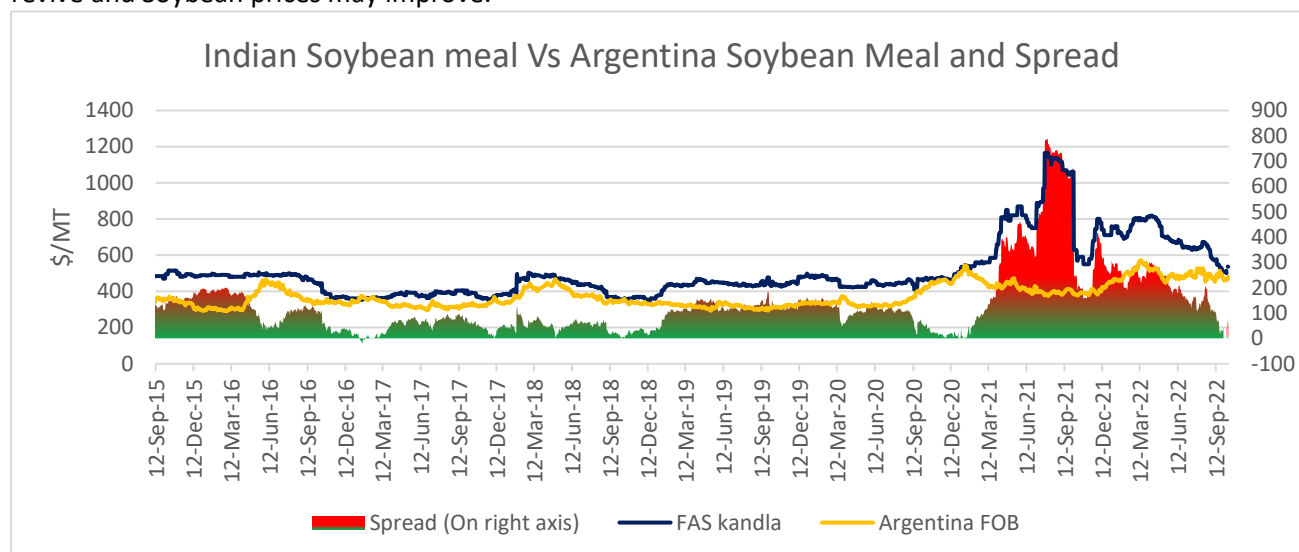
18 Oct, 2022

Soy Meal Fundamentals:

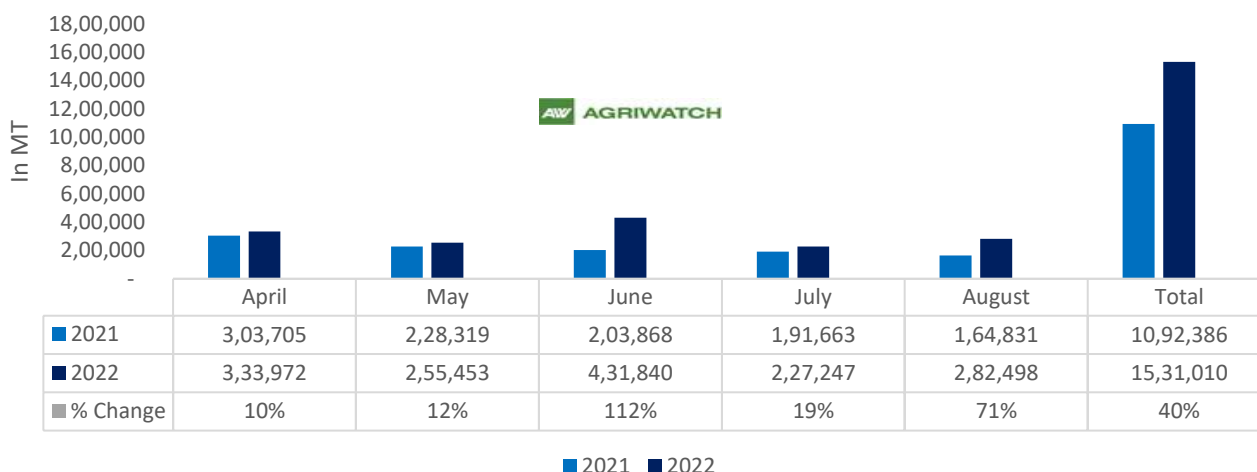
Todays Update- Soymeal Indore prices went down by 1.9% to 38,500/MT in tandem with soybean prices. Indore Soybean meal prices are currently down by more than 20% MoM and down by 50% YoY. Soymeal prices in the domestic market are expected to trade range bound with weak bias between 37,000-40,000 in near term tracking weak soy meal export demand and new crop arrival.



As of 11th October, Indian Soymeal FOB prices trading at \$535/MT, Argentina Soymeal FOB prices trading at \$480/MT and spread stands at \$55/MT. Decline in Argentine soymeal prices has led to squeeze in spread. In upcoming months, if Indian soymeal prices becomes competitive in upcoming weeks, export demand may revive and Soybean prices may improve.



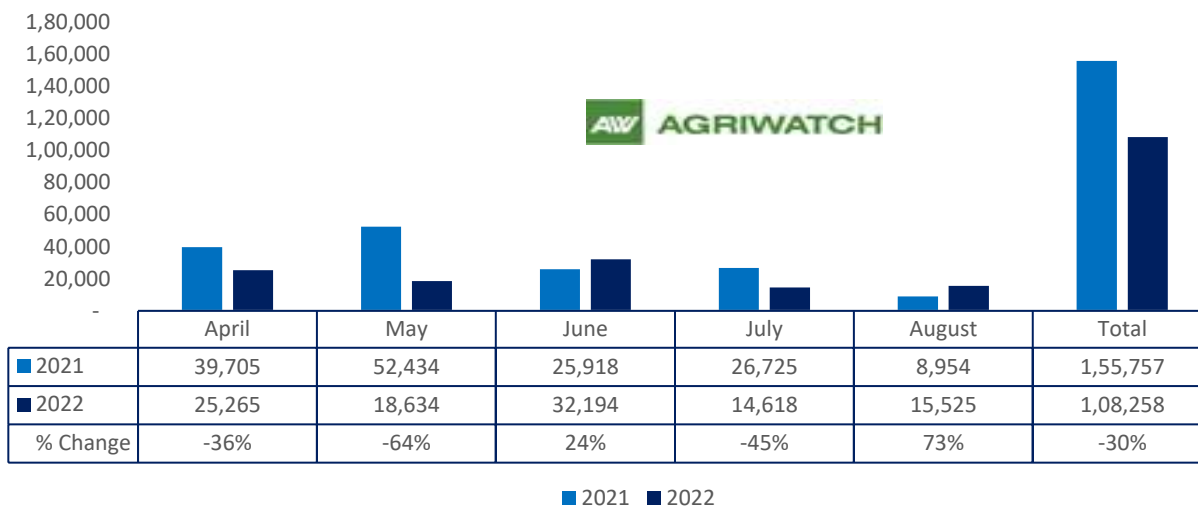
Total oil meal export



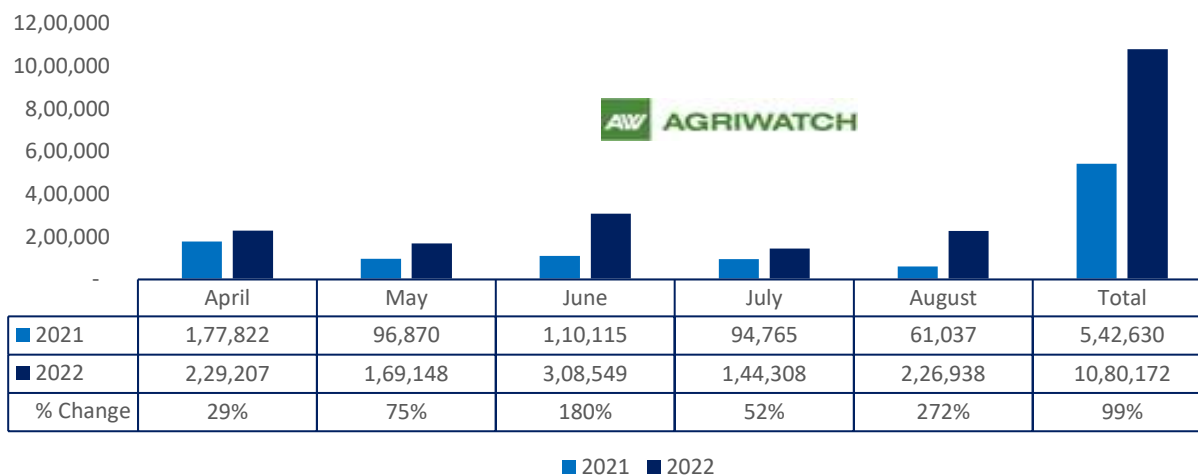
18 Oct, 2022

Total oil meal exports in April- August'22 went up by 40% to 15.31 Lakh tonnes vs 10.92 Lakh tonnes previous year same period. However, Soymeal exports went down by 30% to 1.08 Lakh tonnes in April-Aug'22 Vs 1.55 Lakh tonnes previous year same period. Soymeal exports went down due to over-priced Indian soymeal in the global markets.

Soy meal export



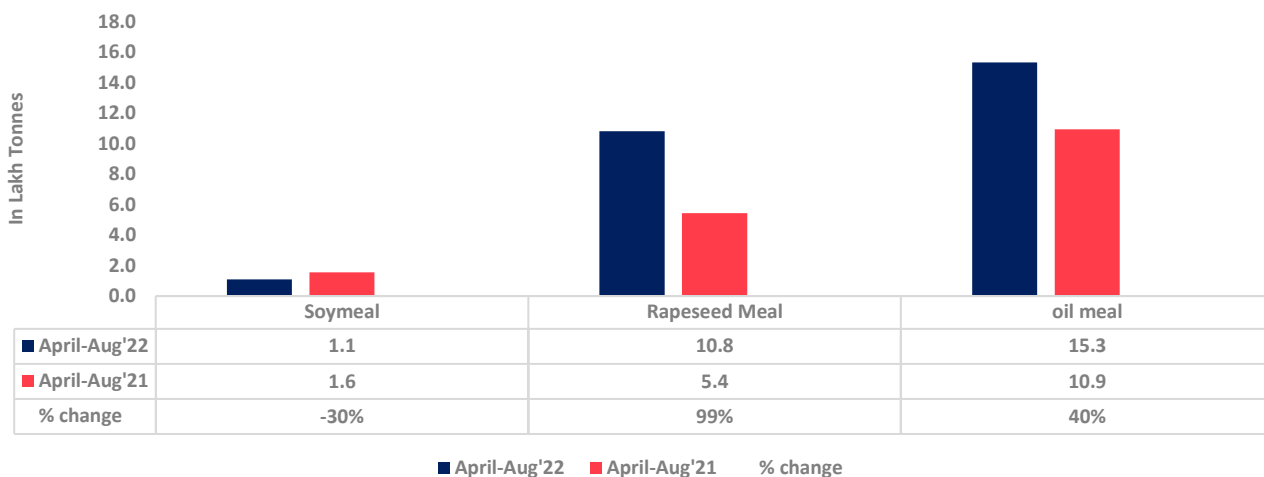
Rapeseed meal export



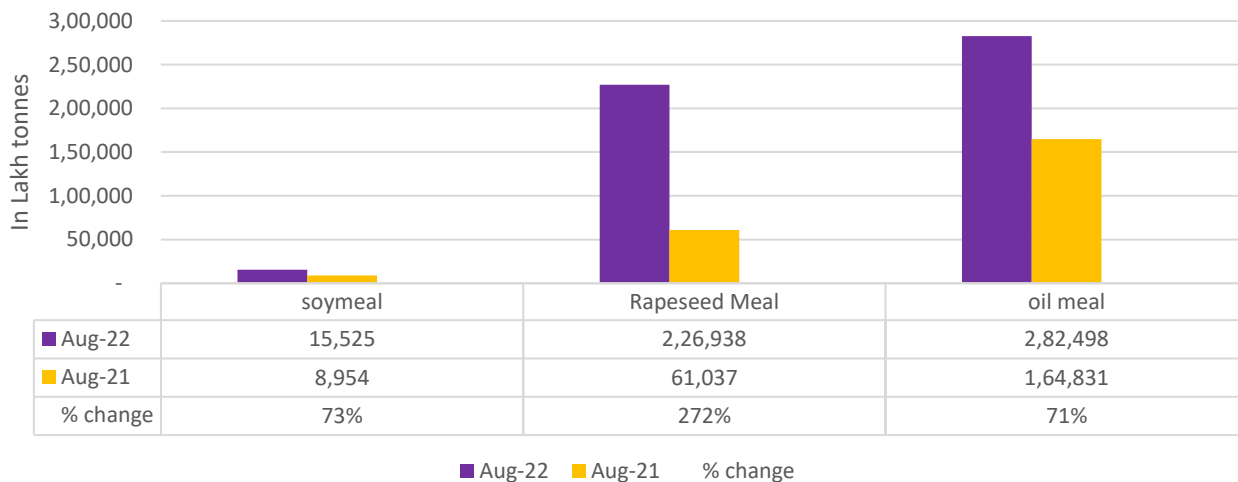
There is a significant jump in export of rapeseed meal and reported at 10.80 Lakh tons compared to 5.42 Lakh tons i.e., up by 99%. And in Aug'22 exports recorded up by 272% to 2.26 Lakh tonnes vs 0.61 Lakh tonnes in the previous year same period. Upon record crop of rapeseed and crushing resulted in the highest processing, availability of rapeseed meal and export. Currently India is the most competitive supplier of rapeseed meal to South Korea, Vietnam, Thailand and other Far East Countries. In Upcoming months too, we expect good exports amid firm demand from South east Asia.

18 Oct, 2022

Oil Meal Export April.'22-Aug'22



Soy meal Vs Rapeseed meal Vs Oil meal export (Aug'22)



Centres	Ex-factory rates (Rs/ton)			Parity To
	17-Oct-22	15-Oct-22	Change	
Indore - 45%, Jute Bag	38500	39250	▼-750	Gujarat, MP
Kota - 45%, PP Bag	40200	41200	▼-1000	Rajasthan, Del, Punjab, Haryana
Dhulia/Jalna - 45%, PP Bag	42500	42000	▲500	Mumbai, Maharashtra
Nagpur - 45%, PP Bag	40000	41000	▼-1000	Chattisgarh, Orissa, Bihar, Bangladesh, AP, Kar, TN
Nanded	41000	43000	▼-2000	Andhra, AP, Kar, TN
Latur	43000	44000	▼-1000	-
Sangli	38800	39500	▼-700	Local and South
Solapur	42500	42500	Unch	Local and South
Akola – 45%, PP Bag	38500	40000	▼-1500	Andhra, Chattisgarh, Orrisa, Jharkhand, WB
Hingoli	41500	41500	Unch	Andhra, Chattisgarh, Orrisa, Jharkhand, WB
Bundi	40000	41000	▼-1000	-

Soy DOC at Ports			
Centers	Port Price		
	15-Oct-22	15-Oct-22	Change
Kandla (FOR) (INR/MT)	NA	NA	-
Kandla (FAS) (USD/MT)	NA	NA	-
CNF Indonesia – Yellow SBM (USD/MT)	NA	NA	-

Rapeseed Meal	15-Oct-22	15-Oct-22	Change
FAS Kandla (USD/MT)	NA	NA	-
FOR Kandla (Rs/MT)	NA	NA	-
FOR Mundra (Rs/MT)	NA	NA	-
CNF Indonesia (USD/MT)	NA	NA	-

International Soy DOC			
Argentina FOB USD/MT	15-Oct-22	15-Oct-22	Change
Soybean Pellets	Closed	Closed	-

18 Oct, 2022

Soybean Cake Flour	Closed	Closed	-
Soya Meal	Closed	Closed	-
Soy Expellers	Closed	Closed	-

Sunflower (DOC) Rates	Ex-factory rates (Rs/ton)		
Centers	17-Oct-22	15-Oct-22	Change
Adoni	35000	35000	Unch
Khamgaon	NA	NA	-
Parli	NA	NA	-
Latur	34000	34000	Unch

Groundnut Meal (Rs/MT)	17-Oct-22	15-Oct-22	Change
Basis 45%, Saurashtra	30000	30000	Unch
Basis 40%, Saurashtra	27000	27000	Unch
GN Cake, Gondal	32000	32000	Unch

Mustard DOC	17-Oct-22	15-Oct-22	Change
Jaipur (Plant delivery)	17800	18200	▼-400
Kandla (FOR Rs/MT)	18200	18500	▼-300

Mumbai Oil Meal Quotes:			
Rs/M.T.	17-Oct-22	15-Oct-22	Change
G.N. Extr (45%)	30000	30000	Unch
Kardi Extr	NA	NA	-
Undec Cottonseed Exp	30500	30500	Unch
Rice Bran Extr.	NA	NA	-
Sunflower Extr.	23000	23000	Unch
Rapeseed Extr.	NA	NA	-
Soymeal 48%	40174	41217	▼-1043
Castor Extr.	10900	10900	Unch

Disclaimer

The information and opinions contained in the document have been compiled from sources believed to be reliable. The company does not warrant its accuracy, completeness and correctness. Use of data and information contained in this report is at your own risk. This document is not, and should not be construed as, an offer to sell or solicitation to buy any commodities. This document may not be reproduced, distributed or published, in whole or in part, by any recipient hereof for any purpose without prior permission from the Company. IASL and its affiliates and/or their officers, directors and employees may have positions in any commodities mentioned in this document (or in any related investment) and may from time to time add to or dispose of any such commodities (or investment). Please see the detailed disclaimer at <http://www.agriwatch.com/disclaimer.php> © 2022 Indian Agribusiness Systems Limited