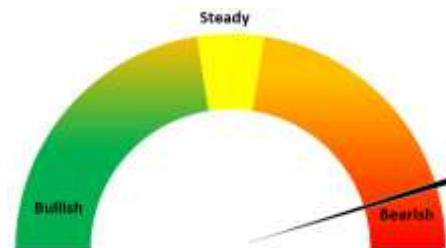


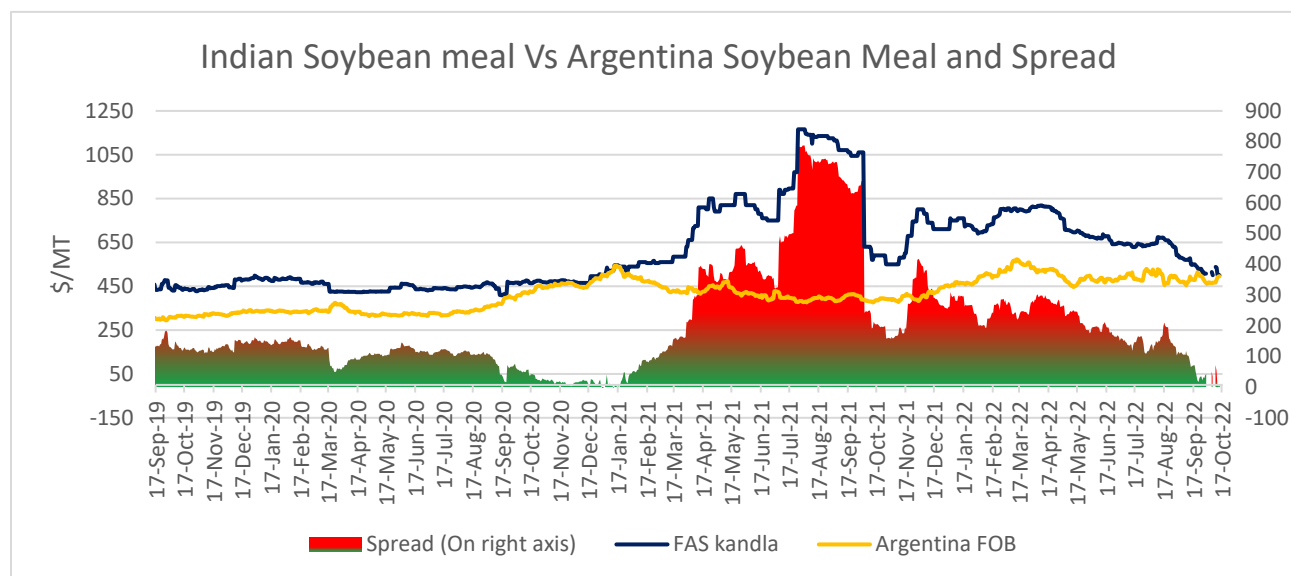
19 Oct, 2022

Soy Meal Fundamentals:

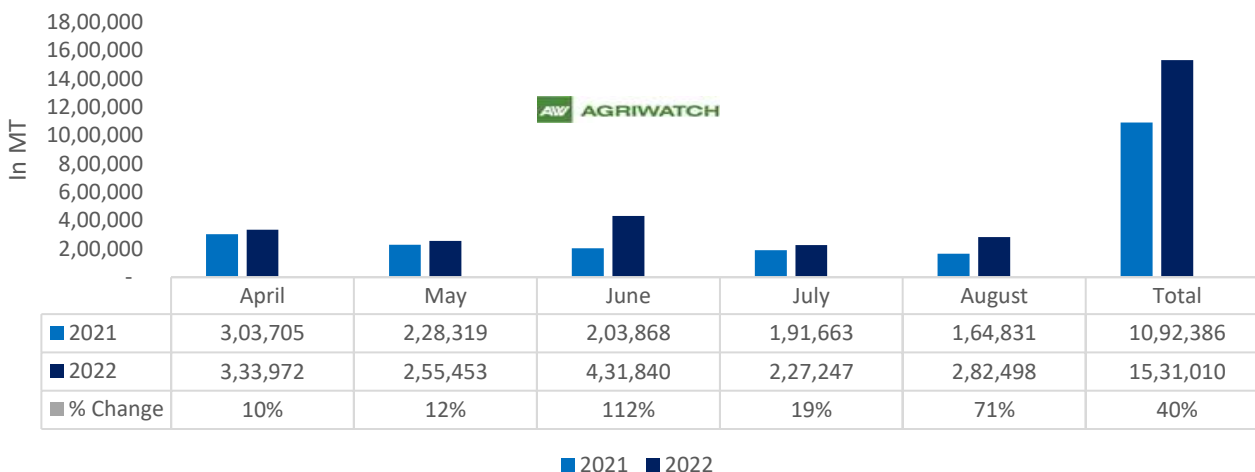
Todays Update- Soymeal Indore prices went down by 1.3% to 38,000/MT in amid weak export demand. Indore Soybean meal prices are currently down by more than 20% MoM and down by 50% YoY. Soymeal prices in the domestic market are expected to trade range bound with weak bias between 37,000-40,000 in near term tracking weak soy meal export demand and new crop arrival.



As of 14th October, Indian Soymeal FOB prices trading at \$500/MT, Argentina Soymeal FOB prices trading at \$495/MT and spread stands at \$5/MT. Decline in Argentine soymeal prices has led to squeeze in spread. In upcoming months, if Indian soymeal prices becomes competitive in upcoming weeks, export demand may revive and Soybean prices may improve.



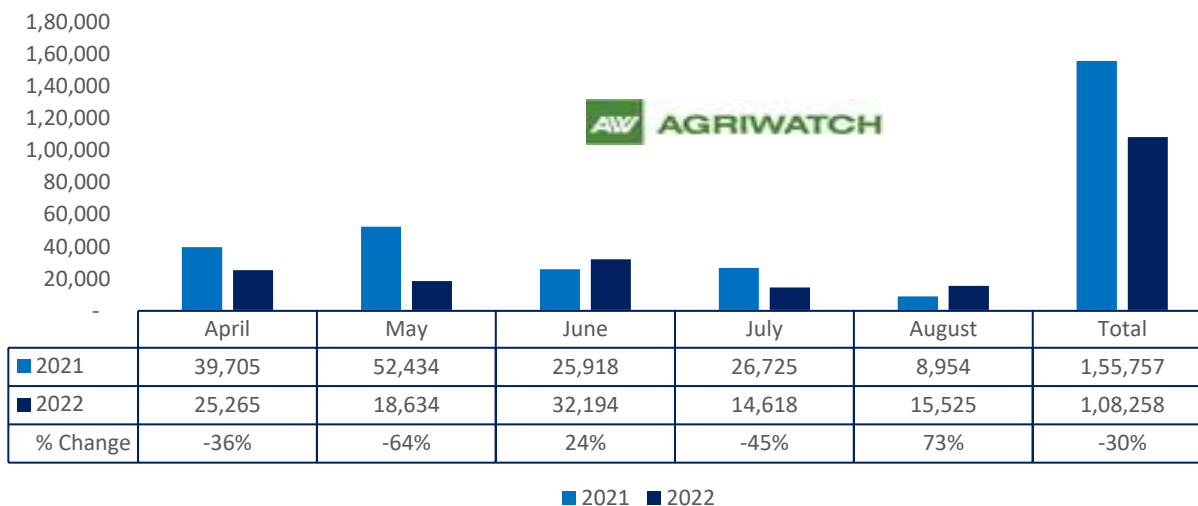
Total oil meal export



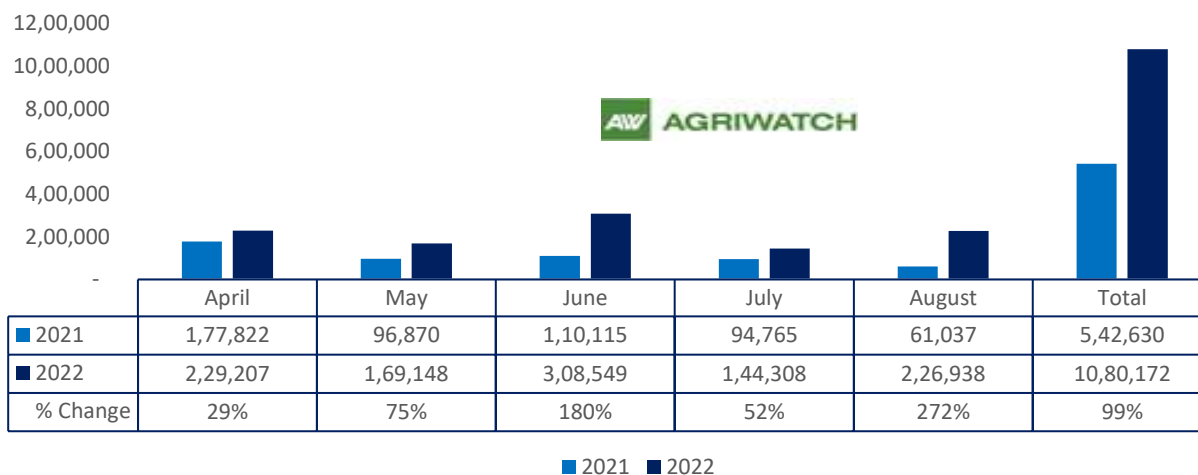
19 Oct, 2022

Total oil meal exports in April- August'22 went up by 40% to 15.31 Lakh tonnes vs 10.92 Lakh tonnes previous year same period. However, Soymeal exports went down by 30% to 1.08 Lakh tonnes in April-Aug'22 Vs 1.55 Lakh tonnes previous year same period. Soymeal exports went down due to over-priced Indian soymeal in the global markets.

Soy meal export



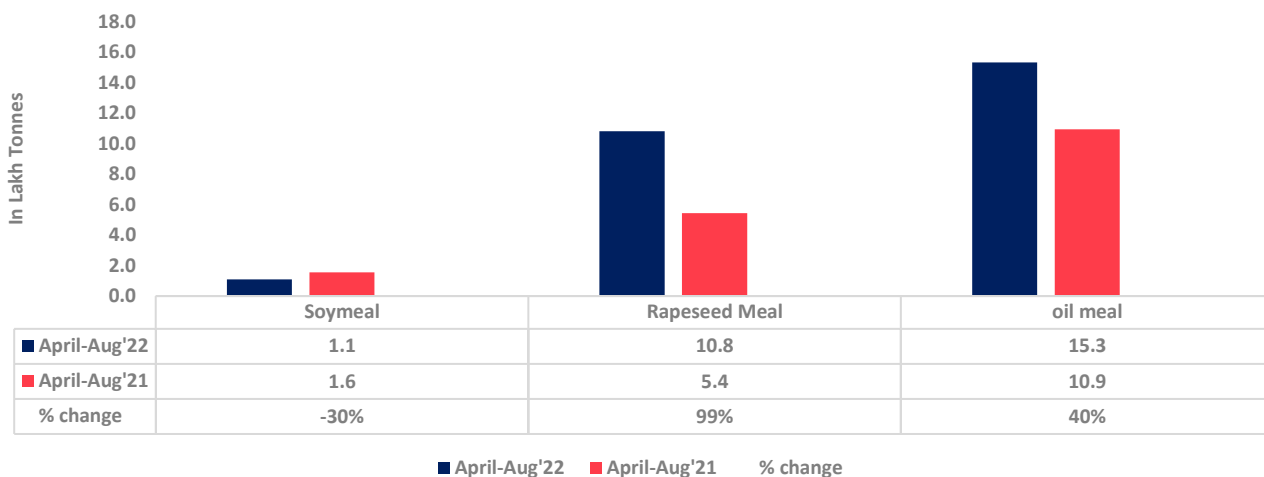
Rapeseed meal export



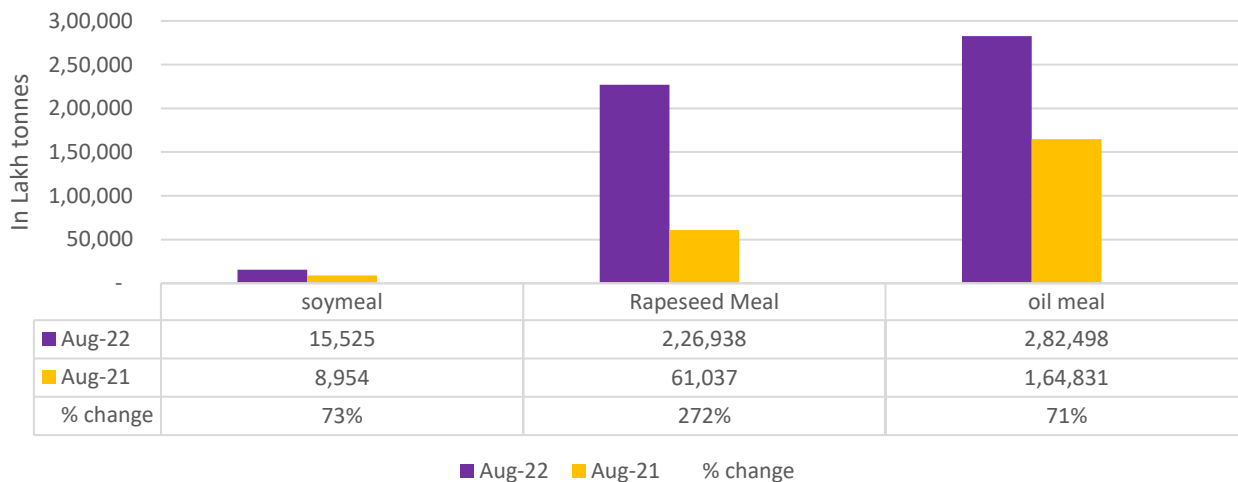
There is a significant jump in export of rapeseed meal and reported at 10.80 Lakh tons compared to 5.42 Lakh tons i.e., up by 99%. And in Aug'22 exports recorded up by 272% to 2.26 Lakh tonnes vs 0.61 Lakh tonnes in the previous year same period. Upon record crop of rapeseed and crushing resulted in the highest processing, availability of rapeseed meal and export. Currently India is the most competitive supplier of rapeseed meal to South Korea, Vietnam, Thailand and other Far East Countries. In Upcoming months too, we expect good exports amid firm demand from South east Asia.

19 Oct, 2022

Oil Meal Export April.'22-Aug'22



Soy meal Vs Rapeseed meal Vs Oil meal export (Aug'22)



19 Oct, 2022

Centres	Ex-factory rates (Rs/ton)			Parity To
	18-Oct-22	17-Oct-22	Change	
Indore - 45%, Jute Bag	38000	38500	▼-500	Gujarat, MP
Kota - 45%, PP Bag	40000	40200	▼-200	Rajasthan, Del, Punjab, Haryana
Dhulia/Jalna - 45%, PP Bag	42000	42500	▼-500	Mumbai, Maharashtra
Nagpur - 45%, PP Bag	39000	40000	▼-1000	Chattisgarh, Orissa, Bihar, Bangladesh, AP, Kar, TN
Nanded	42500	41000	▲1500	Andhra, AP, Kar, TN
Latur	42000	43000	▼-1000	-
Sangli	38500	38800	▼-300	Local and South
Solapur	42500	42500	Unch	Local and South
Akola – 45%, PP Bag	38500	38500	Unch	Andhra, Chattisgarh, Orrisa, Jharkhand, WB
Hingoli	41500	41500	Unch	Andhra, Chattisgarh, Orrisa, Jharkhand, WB
Bundi	39800	40000	▼-200	-

Soy DOC at Ports			
Centers	Port Price		
	17-Oct-22	17-Oct-22	Change
Kandla (FOR) (INR/MT)	39600	39600	Unch
Kandla (FAS) (USD/MT)	500	500	Unch
CNF Indonesia – Yellow SBM (USD/MT)	530	530	Unch

Rapeseed Meal	17-Oct-22	17-Oct-22	Change
FAS Kandla (USD/MT)	238	238	Unch
FOR Kandla (Rs/MT)	18000	18000	Unch
FOR Mundra (Rs/MT)	NA	NA	-
CNF Indonesia (USD/MT)	262	262	Unch

International Soy DOC			
Argentina FOB USD/MT	17-Oct-22	17-Oct-22	Change
Soybean Pellets	494	494	Unch

19 Oct, 2022

Soybean Cake Flour	494	494	Unch
Soya Meal	NR	NR	-
Soy Expellers	NR	NR	-

Sunflower (DOC) Rates	Ex-factory rates (Rs/ton)		
Centers	18-Oct-22	17-Oct-22	Change
Adoni	35000	35000	Unch
Khamgaon	NA	NA	-
Parli	NA	NA	-
Latur	34000	34000	Unch

Groundnut Meal (Rs/MT)	18-Oct-22	17-Oct-22	Change
Basis 45%, Saurashtra	31000	30000	▲1000
Basis 40%, Saurashtra	28000	27000	▲1000
GN Cake, Gondal	33000	32000	▲1000

Disclaimer

The information and opinions contained in the document have been compiled from sources believed to be reliable. The company does not warrant its accuracy, completeness and correctness. Use of data and information contained in this report is at your own risk. This document is not, and should not be construed as, an offer to sell or solicitation to buy any commodities. This document may not be reproduced, distributed or published, in whole or in part, by any recipient hereof for any purpose without prior permission from the Company. IASL and its affiliates and/or their officers, directors and employees may have positions in any commodities mentioned in this document (or in any related investment) and may from time to time add to or dispose of any such commodities (or investment). Please see the detailed disclaimer at <http://www.agriwatch.com/disclaimer.php> © 2022 Indian Agribusiness Systems Limited