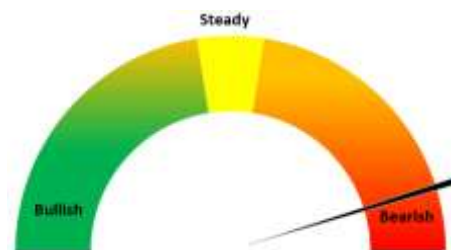


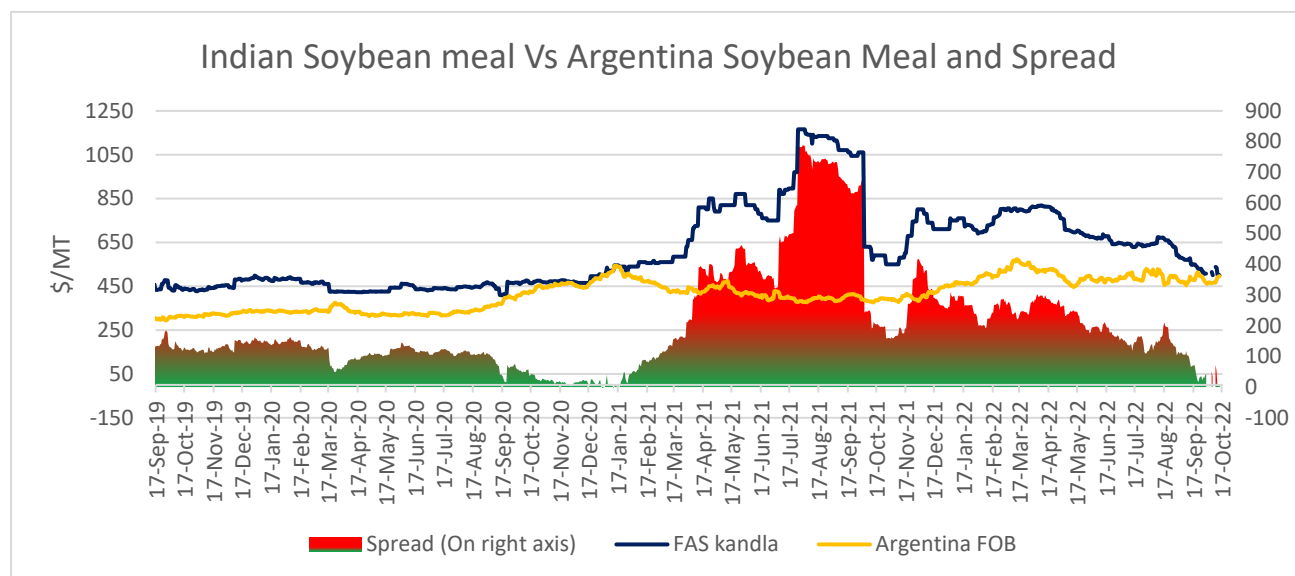
22nd Oct, 2022

### Soy Meal Fundamentals:

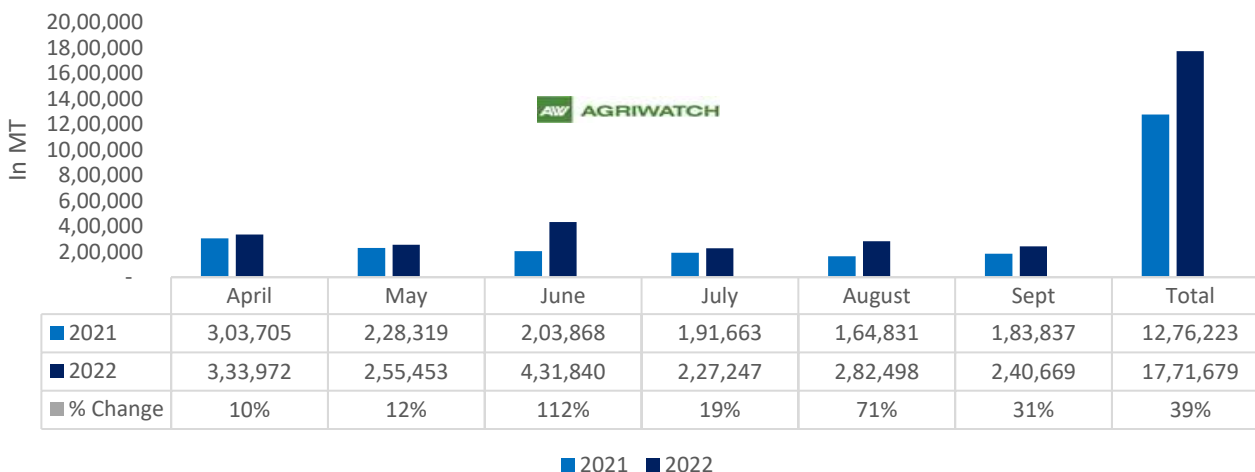
**Todays Update-** Soymeal Indore prices went up by 4% to 39,000/MT in tandem with soybean prices. Indore Soybean meal prices are currently down by more than 20% MoM and down by 50% YoY. Soymeal prices in the domestic market are expected to trade range bound with weak bias between 37,000-40,000 in near term tracking weak soy meal export demand and new crop arrival.



As of 14th October, Indian Soymeal FOB prices trading at \$500/MT, Argentina Soymeal FOB prices trading at \$495/MT and spread stands at \$5/MT. Decline in Argentine soymeal prices has led to squeeze in spread. In upcoming months, if Indian soymeal prices becomes competitive in upcoming weeks, export demand may revive and Soybean prices may improve.



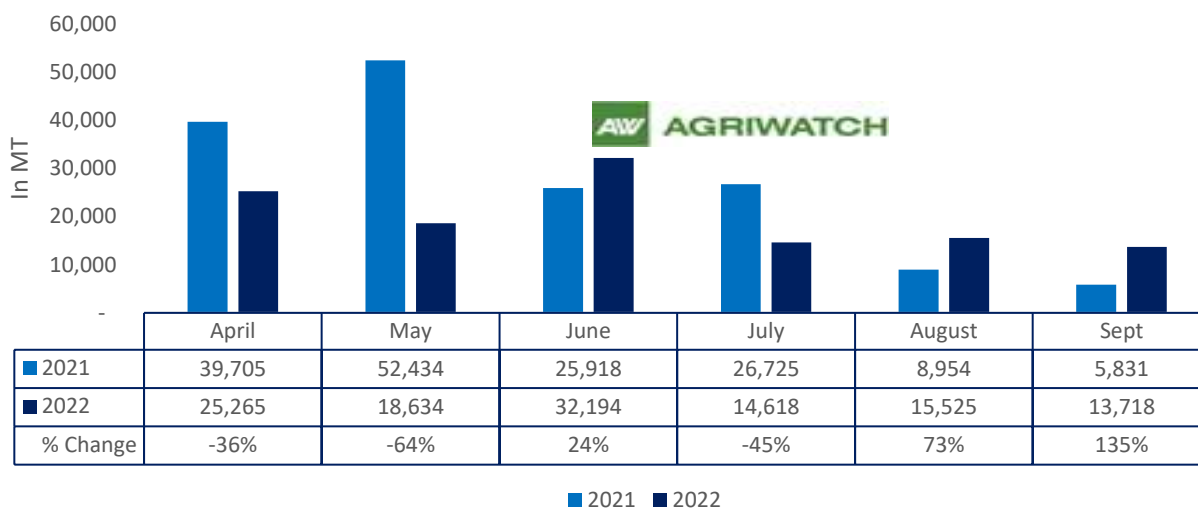
### Total oil meal export



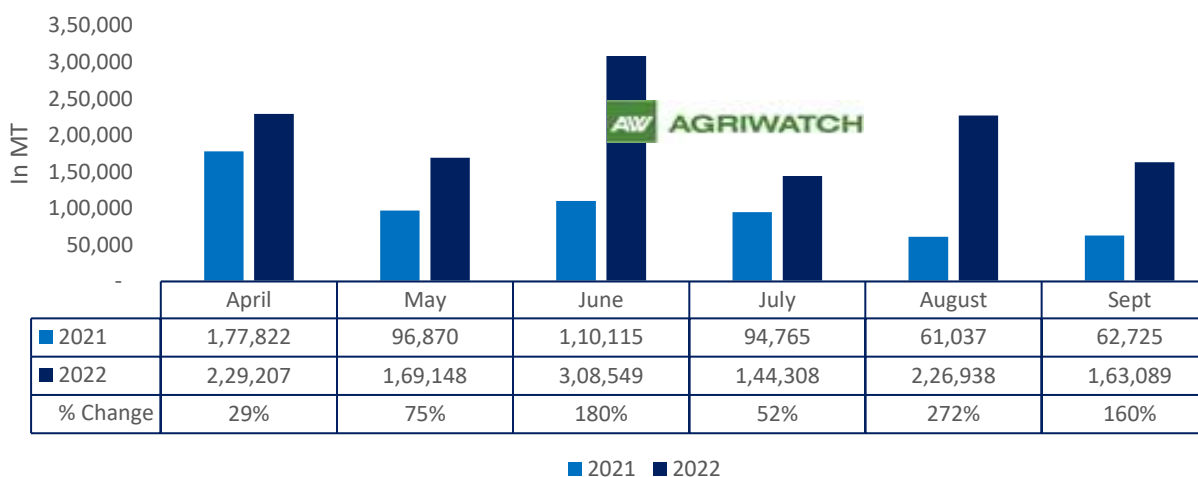
22nd Oct, 2022

Total oil meal exports in April- Sept'22 went up by 39% to 17.71 Lakh tonnes vs 12.76 Lakh tonnes previous year same period. However, Soymeal exports went down by 25% to 1.21 Lakh tonnes in April-Sept'22 Vs 1.61 Lakh tonnes previous year same period. Soymeal exports went down due to over-priced Indian soymeal in the global markets.

### Soy meal export



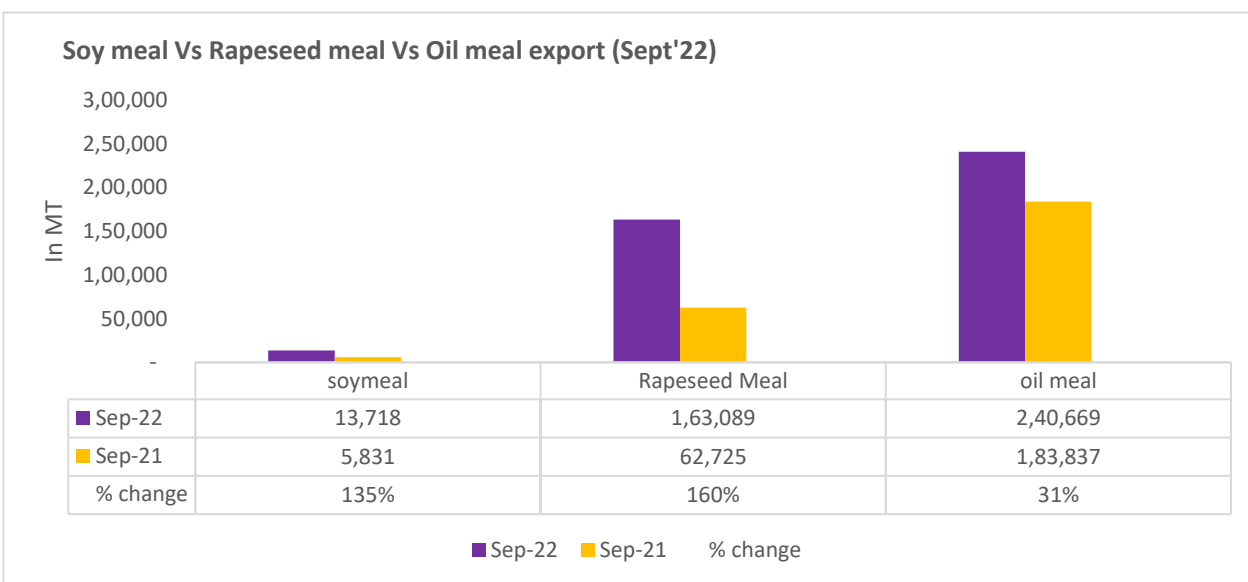
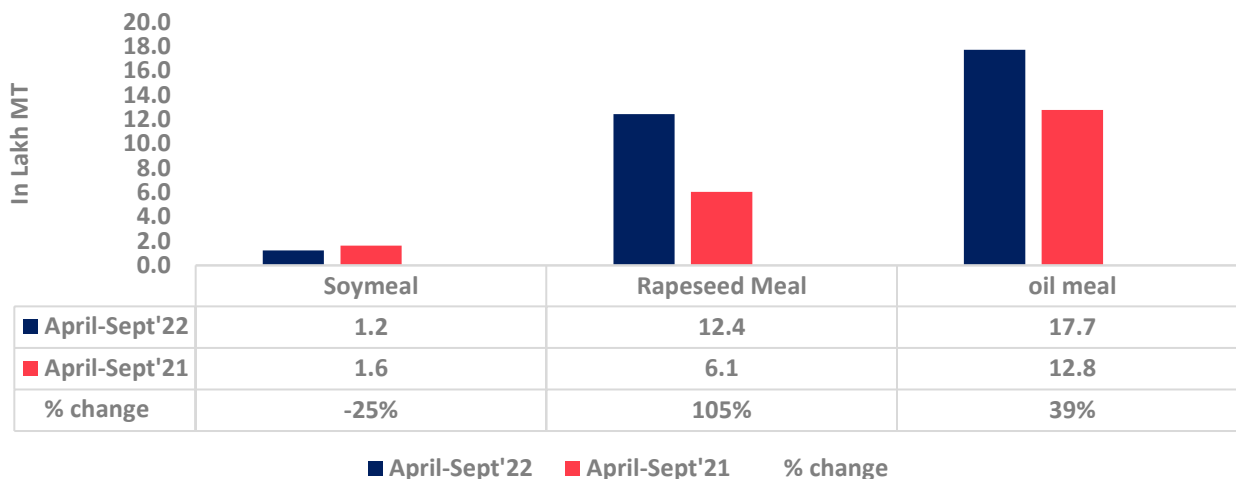
### Rapeseed meal export



There is a significant jump in export of rapeseed meal and reported at 12.43 Lakh tons compared to 6.05 Lakh tons i.e., up by 105%. And in Sept'22 exports recorded up by 160% to 1.63 Lakh tonnes vs 0.62 Lakh tonnes in the previous year same period. Upon record crop of rapeseed and crushing resulted in the highest processing, availability of rapeseed meal and export. Currently India is the most competitive supplier of rapeseed meal to South Korea, Vietnam, Thailand and other Far East Countries. In Upcoming months too, we expect good exports amid firm demand from South east Asia.

22nd Oct, 2022

### Oil Meal Export April.'22-Sept'22



22nd Oct, 2022

Centres	Ex-factory rates (Rs/ton)			Parity To
	21-Oct-22	20-Oct-22	Change	
Indore - 45%, Jute Bag	39000	37500	▲ 1500	Gujarat, MP
Kota - 45%, PP Bag	41500	40000	▲ 1500	Rajasthan, Del, Punjab, Haryana
Dhulia/Jalna - 45%, PP Bag	43000	42500	▲ 500	Mumbai, Maharashtra
Nagpur - 45%, PP Bag	41000	39000	▲ 2000	Chattisgarh, Orissa, Bihar, Bangladesh, AP, Kar, TN
Nanded	41000	40500	▲ 500	Andhra, AP, Kar, TN
Latur	41500	42000	▼ -500	-
Sangli	38500	38500	Unch	Local and South
Solapur	42500	42500	Unch	Local and South
Akola – 45%, PP Bag	38500	38500	Unch	Andhra, Chattisgarh, Orissa, Jharkhand, WB
Hingoli	41000	41000	Unch	Andhra, Chattisgarh, Orissa, Jharkhand, WB
Bundi	41300	39800	▲ 1500	-

Soy DOC at Ports			
Centers	Port Price		
	20-Oct-22	20-Oct-22	Change
Kandla (FOR) (INR/MT)	NA	NA	-
Kandla (FAS) (USD/MT)	NA	NA	-
CNF Indonesia – Yellow SBM (USD/MT)	NA	NA	-

Rapeseed Meal	20-Oct-22	20-Oct-22	Change
FAS Kandla (USD/MT)	NA	NA	-
FOR Kandla (Rs/MT)	NA	NA	-
FOR Mundra (Rs/MT)	NA	NA	-
CNF Indonesia (USD/MT)	NA	NA	-

International Soy DOC			
Argentina FOB USD/MT	20-Oct-22	20-Oct-22	Change

22nd Oct, 2022

Soybean Pellets	497	497	Unch
Soybean Cake Flour	497	497	Unch
Soya Meal	NR	NR	-
Soy Expellers	NR	NR	-

Sunflower (DOC) Rates	Ex-factory rates (Rs/ton)		
Centers	21-Oct-22	20-Oct-22	Change
Adoni	35000	35000	Unch
Khamgaon	NA	NA	-
Parli	NA	NA	-
Latur	34000	34000	Unch

Groundnut Meal (Rs/MT)	21-Oct-22	20-Oct-22	Change
Basis 45%, Saurashtra	31000	31000	Unch
Basis 40%, Saurashtra	28000	28000	Unch
GN Cake, Gondal	33000	33000	Unch

Mustard DOC	21-Oct-22	20-Oct-22	Change
Jaipur (Plant delivery)	18000	18000	Unch
Kandla (FOR Rs/MT)	18500	18200	▲300

Mumbai Oil Meal Quotes:			
Rs/M.T.	21-Oct-22	20-Oct-22	Change
G.N. Extr (45%)	30000	31000	▼-1000
Kardi Extr	NA	NA	-
Undec Cottonseed Exp	30000	30000	Unch
Rice Bran Extr.	NA	NA	-
Sunflower Extr.	23500	24000	▼-500
Rapeseed Extr.	NA	NA	-
Soymeal 48%	40956	40696	▲260
Castor Extr.	11350	11250	▲100

#### Disclaimer

The information and opinions contained in the document have been compiled from sources believed to be reliable. The company does not warrant its accuracy, completeness and correctness. Use of data and information contained in this report is at your own risk. This document is not, and should not be construed as, an offer to sell or solicitation to buy any commodities. This document may not be reproduced, distributed or published, in whole or in part, by any recipient hereof for any purpose without prior permission from the Company. IASL and its affiliates and/or their officers, directors and employees may have positions in any commodities mentioned in this document (or in any related investment) and may from time to time add to or dispose of any such commodities (or investment). Please see the detailed disclaimer at <http://www.agriwatch.com/disclaimer.php> © 2022 Indian Agribusiness Systems Limited