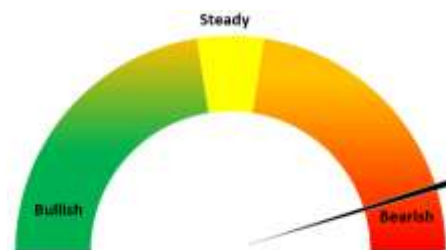


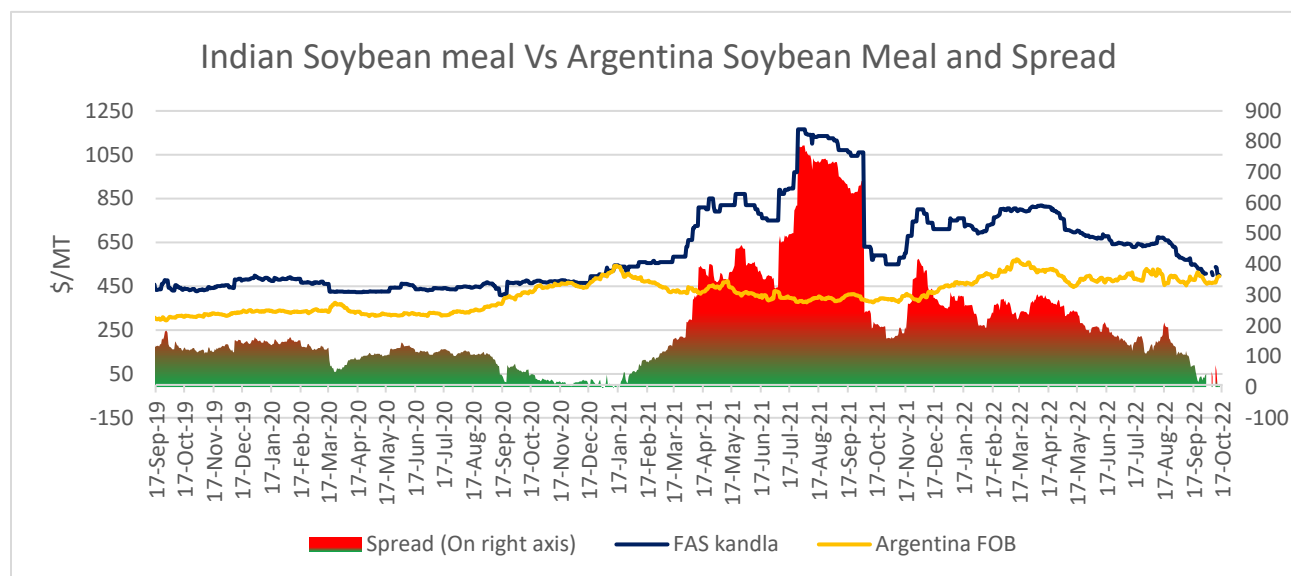
27th Oct, 2022

## Soy Meal Fundamentals:

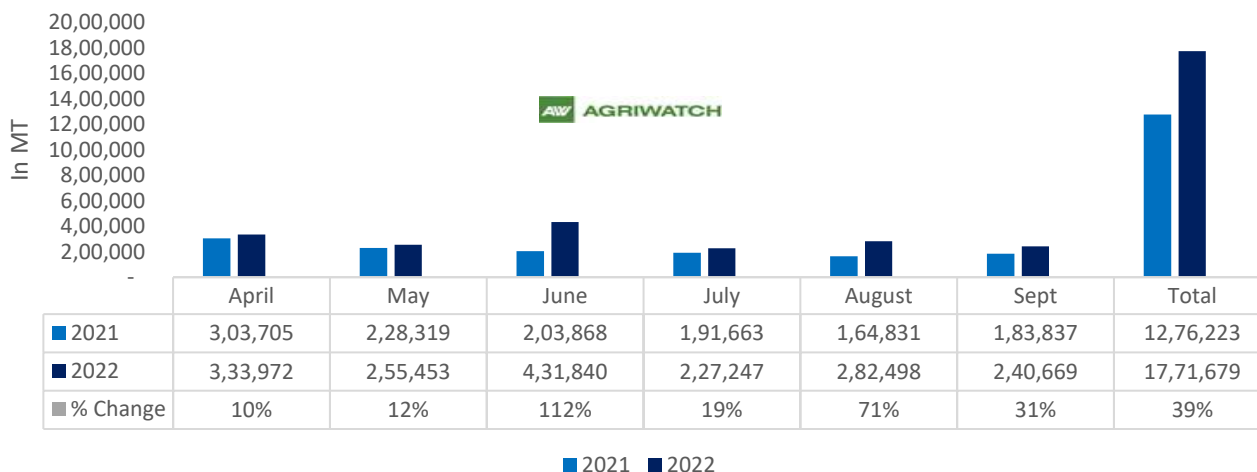
**Todays Update-** Soymeal Indore prices went down by 0.1% to INR 38,500/MT amid rebound in export demand. Indore Soybean meal prices are currently down by more than 20% MoM and down by 50% YoY. Soymeal prices in the domestic market are expected to trade range bound with weak bias between 37,000-40,000 in near term tracking rebound in soy meal export demand and new crop arrival.



Currently, Indian Soymeal FOB prices trading at \$500/MT, Argentina Soymeal FOB prices trading at \$495/MT and spread stands at \$5/MT. Decline in Argentine soymeal prices has led to squeeze in spread. In upcoming months, if Indian soymeal prices becomes competitive in upcoming weeks, export demand may revive and Soybean prices may improve.



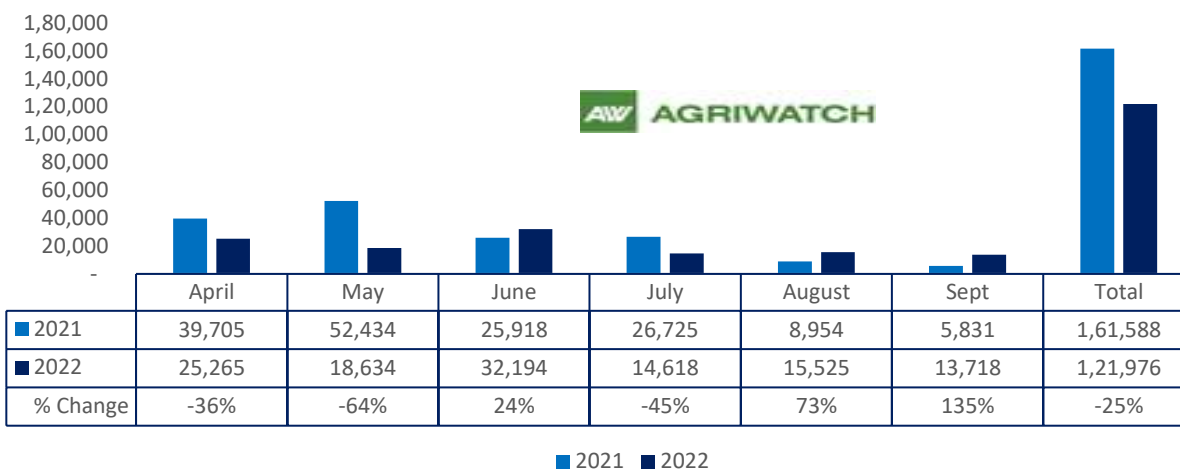
## Total oil meal export



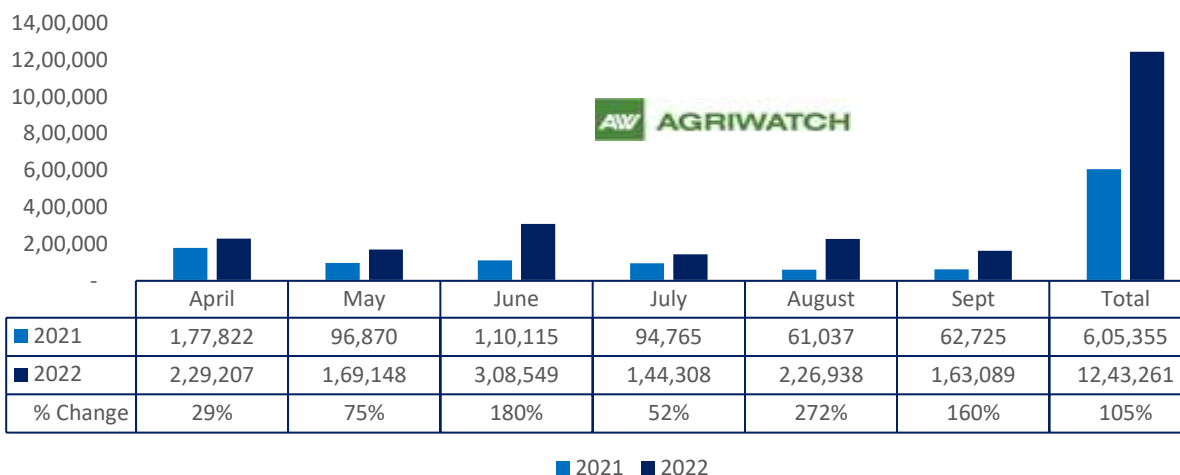
27th Oct, 2022

Total oil meal exports in April- Sept'22 went up by 39% to 17.71 Lakh tonnes vs 12.76 Lakh tonnes previous year same period. However, Soymeal exports went down by 25% to 1.21 Lakh tonnes in April-Sept'22 Vs 1.61 Lakh tonnes previous year same period. Soymeal exports went down due to over-priced Indian soymeal in the global markets.

### Soy meal export



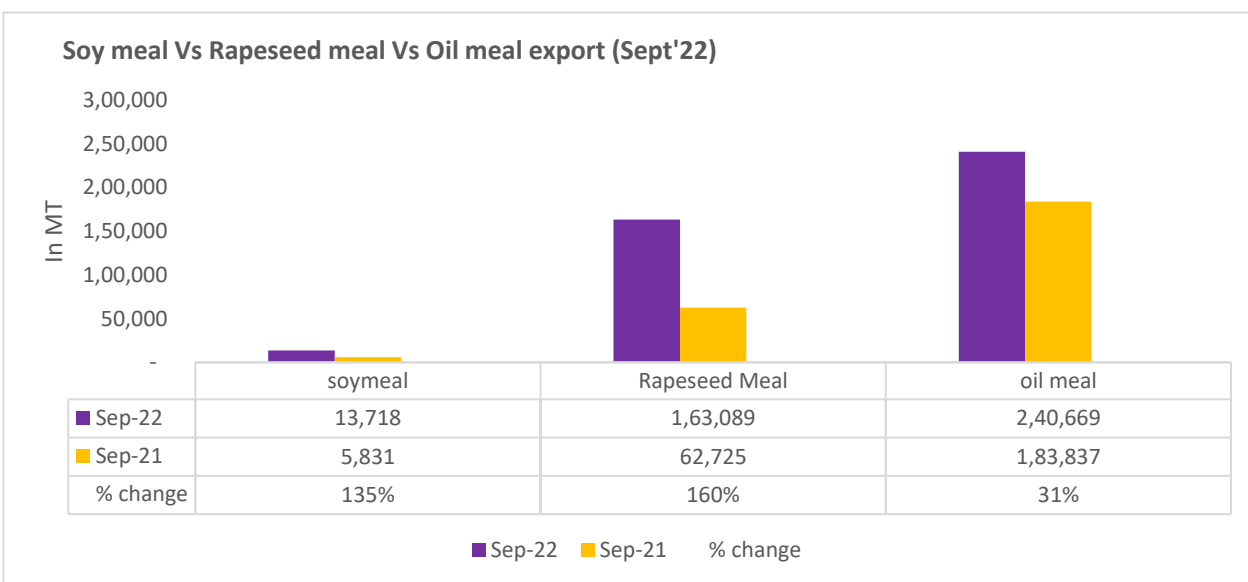
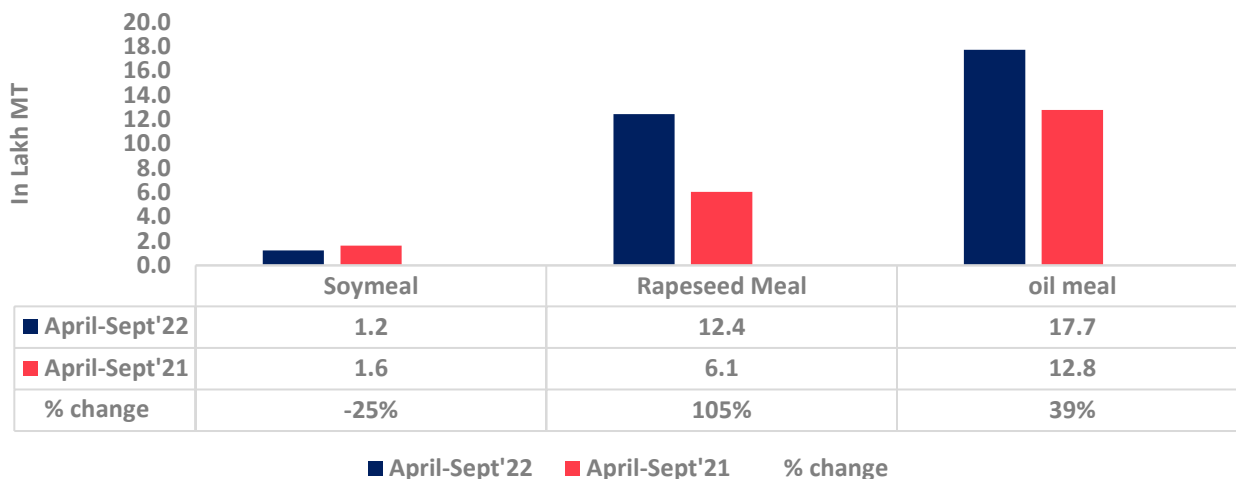
### Rapeseed meal export



There is a significant jump in export of rapeseed meal and reported at 12.43 Lakh tons compared to 6.05 Lakh tons i.e., up by 105%. And in Sept'22 exports recorded up by 160% to 1.63 Lakh tonnes vs 0.62 Lakh tonnes in the previous year same period. Upon record crop of rapeseed and crushing resulted in the highest processing, availability of rapeseed meal and export. Currently India is the most competitive supplier of rapeseed meal to South Korea, Vietnam, Thailand and other Far East Countries. In Upcoming months too, we expect good exports amid firm demand from South east Asia.

27th Oct, 2022

### Oil Meal Export April.'22-Sept'22



27th Oct, 2022

Centres	Ex-factory rates (Rs/ton)			Parity To
	26-Oct-22	25-Oct-22	Change	
Indore - 45%, Jute Bag	38500	38550	▼-50	Gujarat, MP
Kota - 45%, PP Bag	41055	41500	▼-445	Rajasthan, Del, Punjab, Haryana
Dhulia/Jalna - 45%, PP Bag	42000	42000	Unch	Mumbai, Maharashtra
Nagpur - 45%, PP Bag	40500	41000	▼-500	Chattisgarh, Orissa, Bihar, Bangladesh, AP, Kar, TN
Nanded	40265	41500	▼-1235	Andhra, AP, Kar ,TN
Latur	42000	41500	▲500	-
Sangli	37755	38500	▼-745	Local and South
Solapur	42500	42500	Unch	Local and South
Akola – 45%, PP Bag	39000	39000	Unch	Andhra, Chattisgarh, Orrisa, Jharkhand, WB
Hingoli	40500	41000	▼-500	Andhra, Chattisgarh, Orrisa, Jharkhand, WB
Bundi	40855	41300	▼-445	-

Soy DOC at Ports			
Centers	Port Price		
	25-Oct-22	25-Oct-22	Change
Kandla (FOR) (INR/MT)	NA	NA	-
Kandla (FAS) (USD/MT)	NA	NA	-
CNF Indonesia – Yellow SBM (USD/MT)	NA	NA	-

Rapeseed Meal	25-Oct-22	25-Oct-22	Change
FAS Kandla (USD/MT)	NA	NA	-
FOR Kandla (Rs/MT)	NA	NA	-
FOR Mundra (Rs/MT)	NA	NA	-
CNF Indonesia (USD/MT)	NA	NA	-

International Soy DOC			
Argentina FOB USD/MT	25-Oct-22	25-Oct-22	Change
Soybean Pellets	493	493	Unch

27th Oct, 2022

Soybean Cake Flour	493	493	Unch
Soya Meal	NR	NR	-
Soy Expellers	NR	NR	-

Sunflower (DOC) Rates	Ex-factory rates (Rs/ton)		
Centers	26-Oct-22	25-Oct-22	Change
Adoni	Closed	Closed	-
Khamgaon	Closed	Closed	-
Parli	Closed	Closed	-
Latur	Closed	Closed	-

Groundnut Meal (Rs/MT)	26-Oct-22	25-Oct-22	Change
Basis 45%, Saurashtra	Closed	Closed	-
Basis 40%, Saurashtra	Closed	Closed	-
GN Cake, Gondal	Closed	Closed	-

Mustard DOC	26-Oct-22	25-Oct-22	Change
Jaipur (Plant delivery)	17600	18000	▼-400
Kandla (FOR Rs/MT)	18000	18500	▼-500

Mumbai Oil Meal Quotes:			
Rs/M.T.	26-Oct-22	25-Oct-22	Change
G.N. Extr (45%)	30700	30700	Unch
Kardi Extr	NA	NA	-
Undec Cottonseed Exp	30000	30000	Unch
Rice Bran Extr.	NA	NA	-
Sunflower Extr.	24000	24000	Unch
Rapeseed Extr.	NA	NA	-
Soymeal 48%	40435	40435	Unch
Castor Extr.	11350	11350	Unch

#### Disclaimer

The information and opinions contained in the document have been compiled from sources believed to be reliable. The company does not warrant its accuracy, completeness and correctness. Use of data and information contained in this report is at your own risk. This document is not, and should not be construed as, an offer to sell or solicitation to buy any commodities. This document may not be reproduced, distributed or published, in whole or in part, by any recipient hereof for any purpose without prior permission from the Company. IASL and its affiliates and/or their officers, directors and employees may have positions in any commodities mentioned in this document (or in any related investment) and may from time to time add to or dispose of any such commodities (or investment). Please see the detailed disclaimer at <http://www.agriwatch.com/disclaimer.php> © 2022 Indian Agribusiness Systems Limited