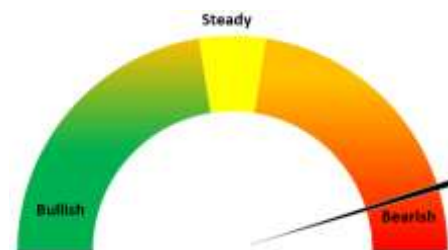


1st Nov, 2022

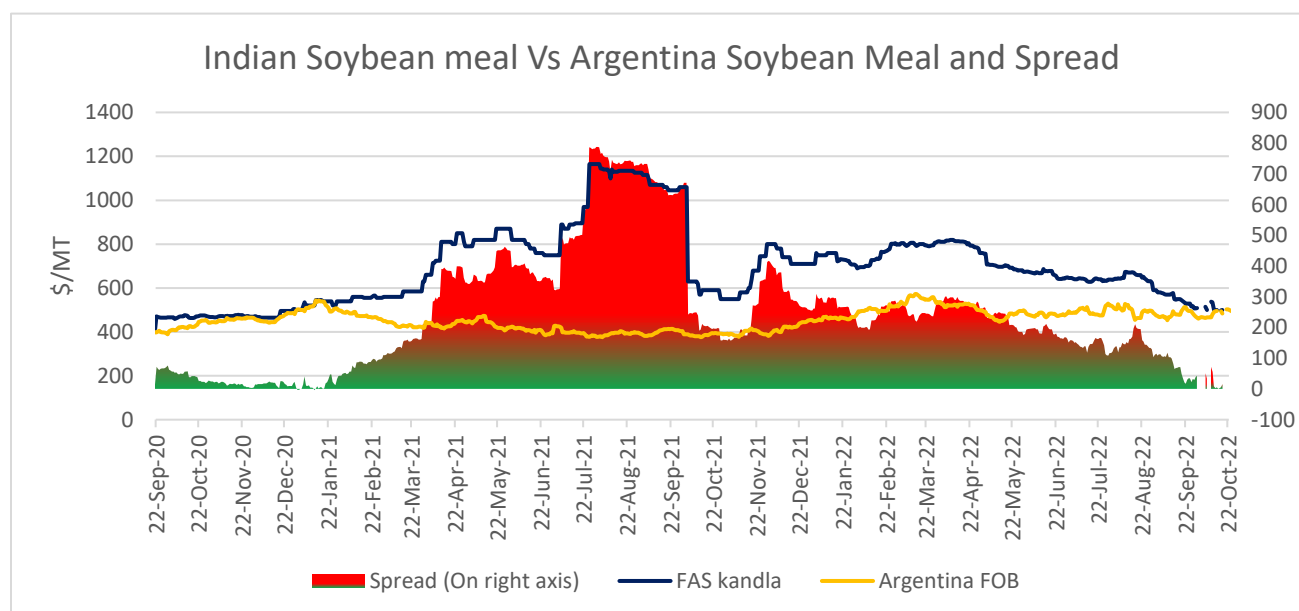
### Soy Meal Fundamentals:

**Todays Update-** Soymeal Indore prices went marginally down by 0.5% to INR 38,500/MT amid rebound in export demand. Indore Soybean meal prices are currently down by more than 20% MoM and down by 50% YoY. Soymeal prices in the domestic market are expected to trade range bound with weak bias between 37,000-40,000 in near term tracking rebound in soy meal export demand and new crop arrival.



China is facing shortage of soymeal, an important ingredient for hog feed in the country. Futures for November delivery settled at 4,884 yuan (\$676) a ton Thursday, about 800 yuan higher than prices for January. Chinese processors slowed soybean import during the summer when crush margins turned negative, limited arrivals. Shallow water in the Mississippi River because of drought has also limited prospects for US exports and worsened the crunch.

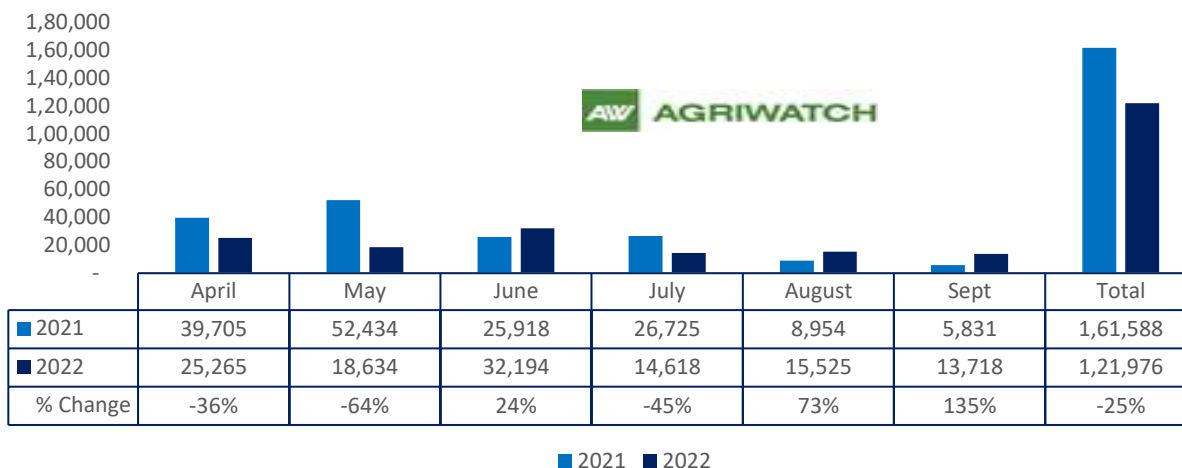
Currently, Indian Soymeal FOB prices trading at \$505/MT, Argentina Soymeal FOB prices trading at \$495/MT and spread stands at \$10/MT. Decline in Argentine soymeal prices has led to squeeze in spread. In upcoming months, if Indian soymeal prices becomes competitive in upcoming weeks, export demand may revive and Soybean prices may improve.



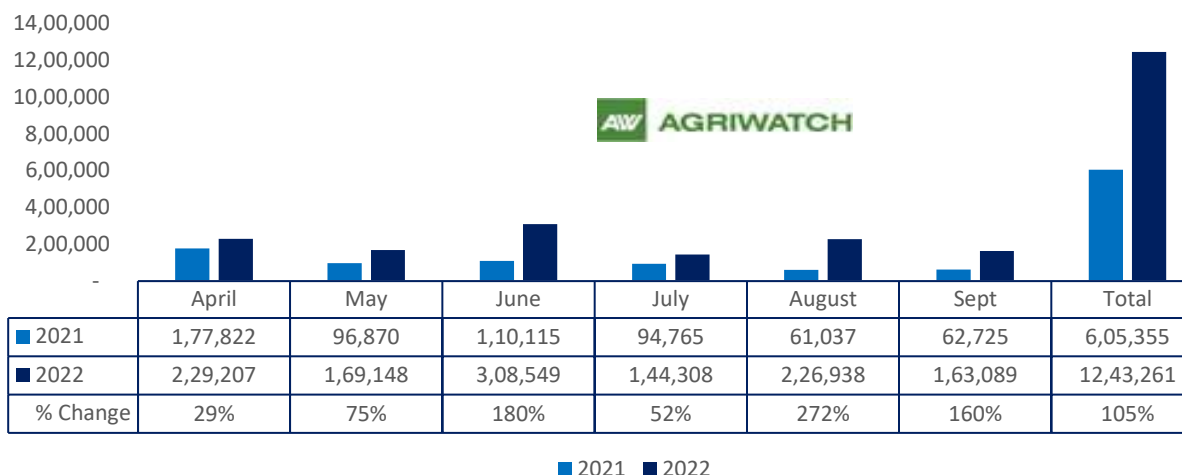
Total oil meal exports in April- Sept'22 went up by 39% to 17.71 Lakh tonnes vs 12.76 Lakh tonnes previous year same period. However, Soymeal exports went down by 25% to 1.21 Lakh tonnes in April-Sept'22 Vs 1.61 Lakh tonnes previous year same period. Soymeal exports went down due to over-priced Indian soymeal in the global markets.

1st Nov, 2022

### Soy meal export



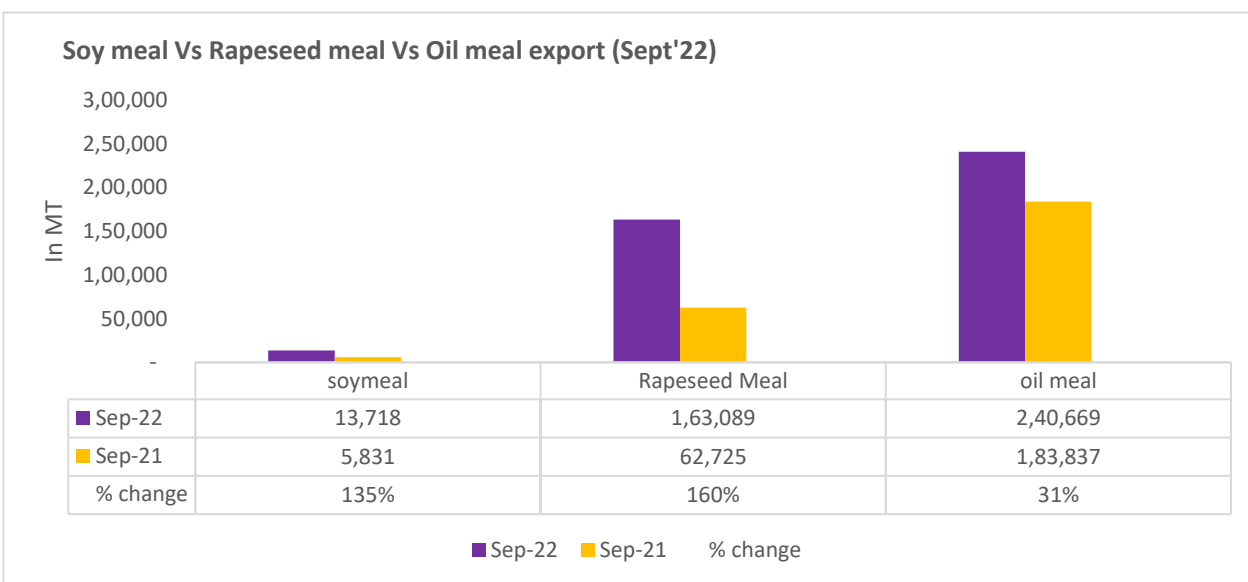
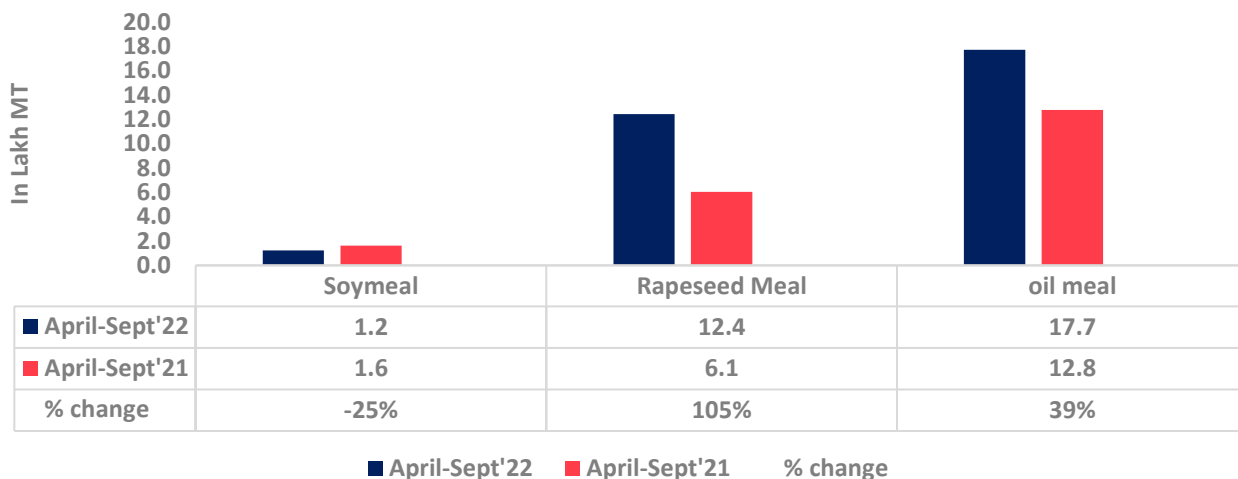
### Rapeseed meal export



There is a significant jump in export of rapeseed meal and reported at 12.43 Lakh tons compared to 6.05 Lakh tons i.e., up by 105%. And in Sept'22 exports recorded up by 160% to 1.63 Lakh tonnes vs 0.62 Lakh tonnes in the previous year same period. Upon record crop of rapeseed and crushing resulted in the highest processing, availability of rapeseed meal and export. Currently India is the most competitive supplier of rapeseed meal to South Korea, Vietnam, Thailand and other Far East Countries. In Upcoming months too, we expect good exports amid firm demand from South east Asia.

1st Nov, 2022

## Oil Meal Export April.'22-Sept'22



1st Nov, 2022

Centres	Ex-factory rates (Rs/ton)			Parity To
	31-Oct-22	29-Oct-22	Change	
Indore - 45%, Jute Bag	38500	38700	▼-200	Gujarat, MP
Kota - 45%, PP Bag	41000	41000	Unch	Rajasthan, Del, Punjab, Haryana
Dhulia/Jalna - 45%, PP Bag	42000	42500	▼-500	Mumbai, Maharashtra
Nagpur - 45%, PP Bag	39500	39500	Unch	Chattisgarh, Orissa, Bihar, Bangladesh, AP, Kar, TN
Nanded	40200	41000	▼-800	Andhra, AP, Kar ,TN
Latur	42500	42500	Unch	-
Sangli	38000	37800	▲200	Local and South
Solapur	42500	42500	Unch	Local and South
Akola – 45%, PP Bag	39000	39000	Unch	Andhra, Chattisgarh, Orrisa, Jharkhand, WB
Hingoli	40000	41500	▼-1500	Andhra, Chattisgarh, Orrisa, Jharkhand, WB
Bundi	40800	40800	Unch	-

Soy DOC at Ports			
Centers	Port Price		
	29-Oct-22	29-Oct-22	Change
Kandla (FOR) (INR/MT)	40500	40500	Unch
Kandla (FAS) (USD/MT)	505	505	Unch
CNF Indonesia – Yellow SBM (USD/MT)	532	532	Unch

Rapeseed Meal	29-Oct-22	29-Oct-22	Change
FAS Kandla (USD/MT)	240	240	Unch
FOR Kandla (Rs/MT)	18700	18700	Unch
FOR Mundra (Rs/MT)	NA	NA	-
CNF Indonesia (USD/MT)	266	266	Unch

International Soy DOC			
Argentina FOB USD/MT	29-Oct-22	29-Oct-22	Change
Soybean Pellets	508	508	Unch

1st Nov, 2022

Soybean Cake Flour	508	508	Unch
Soya Meal	NR	NR	-
Soy Expellers	NR	NR	-

Sunflower (DOC) Rates	Ex-factory rates (Rs/ton)		
Centers	31-Oct-22	29-Oct-22	Change
Adoni	35000	35000	Unch
Khamgaon	NA	NA	-
Parli	NA	NA	-
Latur	34000	34000	Unch

Groundnut Meal (Rs/MT)	31-Oct-22	29-Oct-22	Change
Basis 45%, Saurashtra	Closed	Closed	-
Basis 40%, Saurashtra	Closed	Closed	-
GN Cake, Gondal	Closed	Closed	-

Mustard DOC	31-Oct-22	29-Oct-22	Change
Jaipur (Plant delivery)	17500	17500	Unch
Kandla (FOR Rs/MT)	18800	18000	▲ 800

Mumbai Oil Meal Quotes:			
Rs/M.T.	31-Oct-22	29-Oct-22	Change
G.N. Extr (45%)	31000	31000	Unch
Kardi Extr	NA	NA	-
Undec Cottonseed Exp	30000	30000	Unch
Rice Bran Extr.	NA	NA	-
Sunflower Extr.	25000	25000	Unch
Rapeseed Extr.	NA	NA	-
Soymeal 48%	40800	40800	Unch
Castor Extr.	11850	NA	-

## Disclaimer

The information and opinions contained in the document have been compiled from sources believed to be reliable. The company does not warrant its accuracy, completeness and correctness. Use of data and information contained in this report is at your own risk. This document is not, and should not be construed as, an offer to sell or solicitation to buy any commodities. This document may not be reproduced, distributed or published, in whole or in part, by any recipient hereof for any purpose without prior permission from the Company. IASL and its affiliates and/or their officers, directors and employees may have positions in any commodities mentioned in this document (or in any related investment) and may from time to time add to or dispose of any such commodities (or investment). Please see the detailed disclaimer at <http://www.agriwatch.com/disclaimer.php> © 2022 Indian Agribusiness Systems Limited