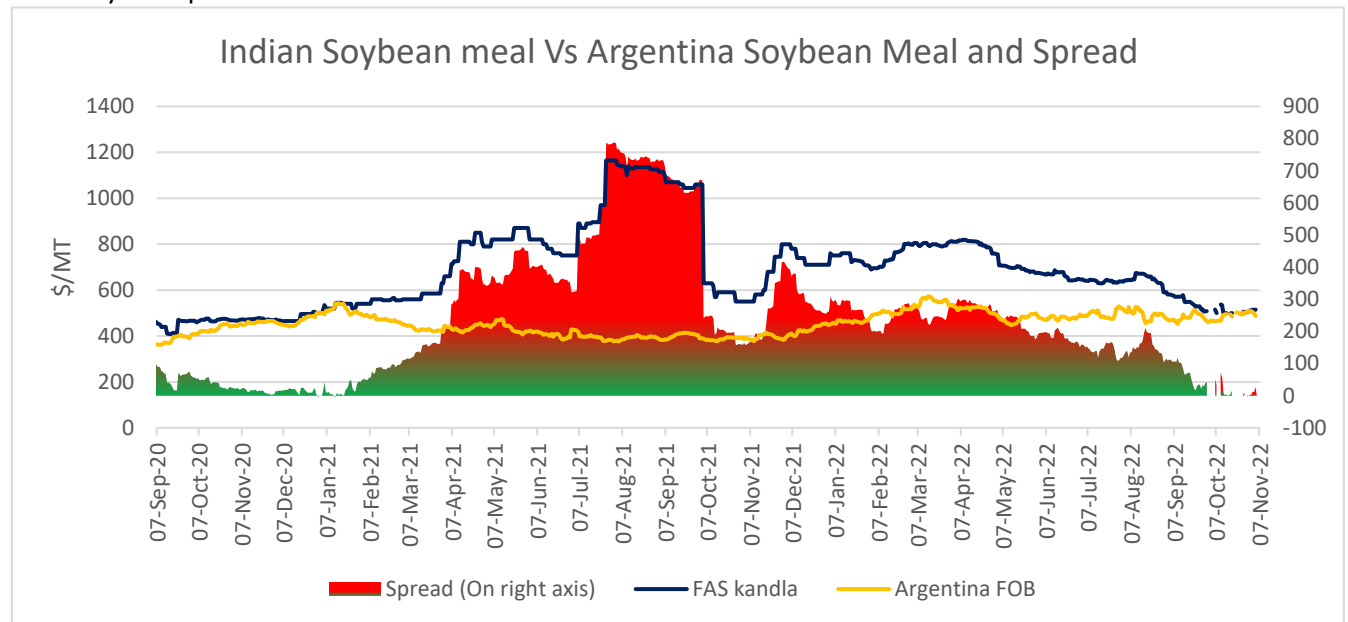


10th Nov, 2022
Soy Meal Fundamentals:

Todays Update- Soymeal Indore prices went down by 2.4% to INR 41,000/MT. Indore Soybean meal prices are currently down by more than 20% MoM and down by 50% YoY. Soymeal prices in the domestic market are expected to trade range bound with weak bias between 40,000-45,000 in near term tracking rebound in soy meal export demand and stock limit removal.



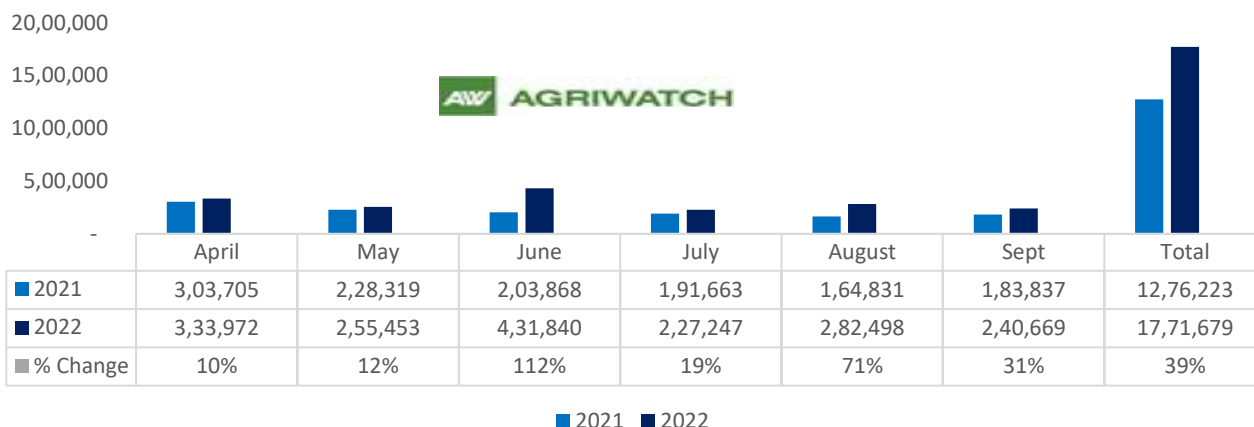
Currently, Indian Soymeal FOB prices trading at \$515/MT, Argentina Soymeal FOB prices trading at \$487/MT and spread stands at \$28/MT. Decline in Argentine soymeal prices has led to a squeeze in spread. In upcoming weeks, if Indian soymeal prices further become competitive, export demand may revive, and Soybean prices are likely to improve.



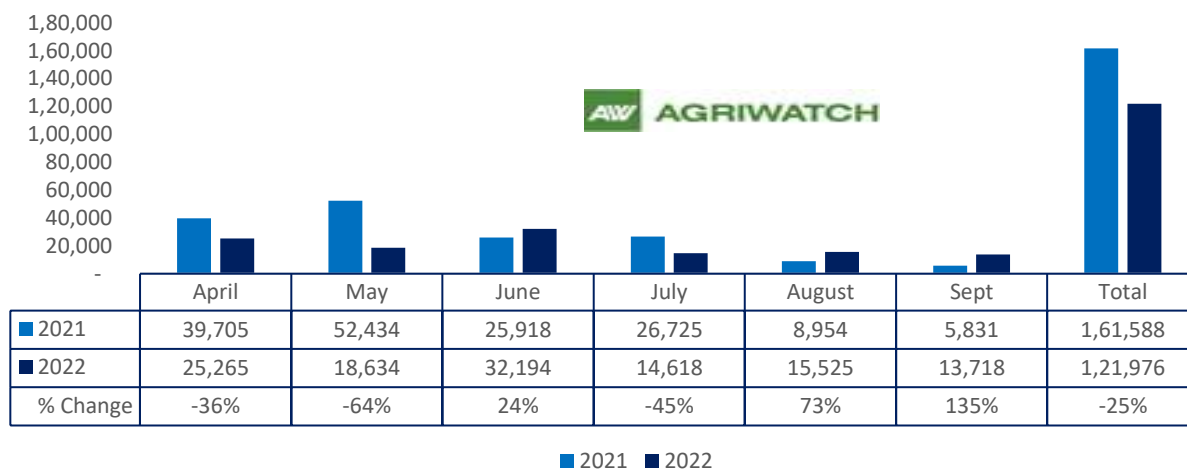
Total oil meal exports in April- Sept'22 went up by 39% to 17.71 Lakh tonnes vs 12.76 Lakh tonnes previous year same period. However, Soymeal exports went down by 25% to 1.21 Lakh tonnes in April-Sept'22 Vs 1.61 Lakh tonnes previous year same period. Soymeal exports went down due to over-priced Indian soymeal in the global markets.

10th Nov, 2022

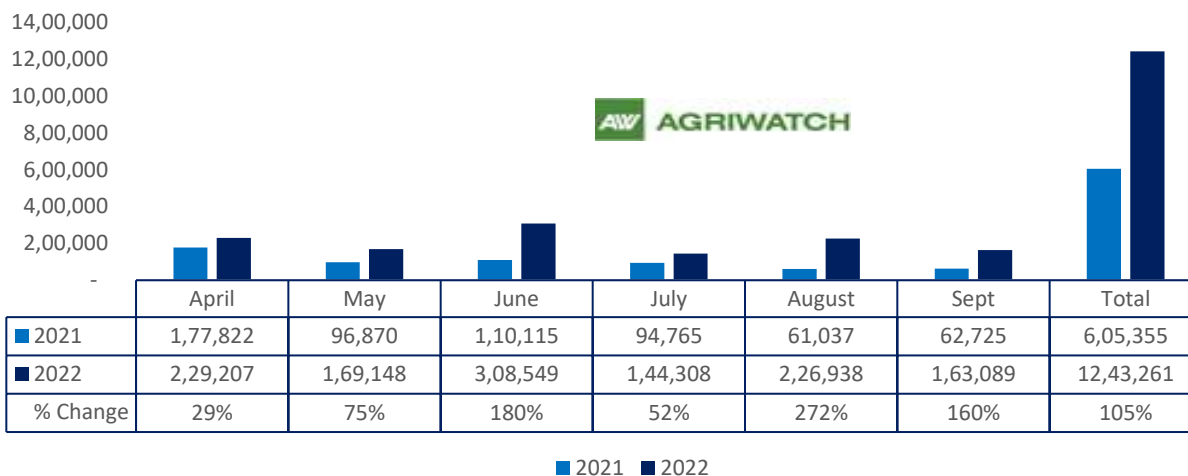
Total oil meal export



Soy meal export

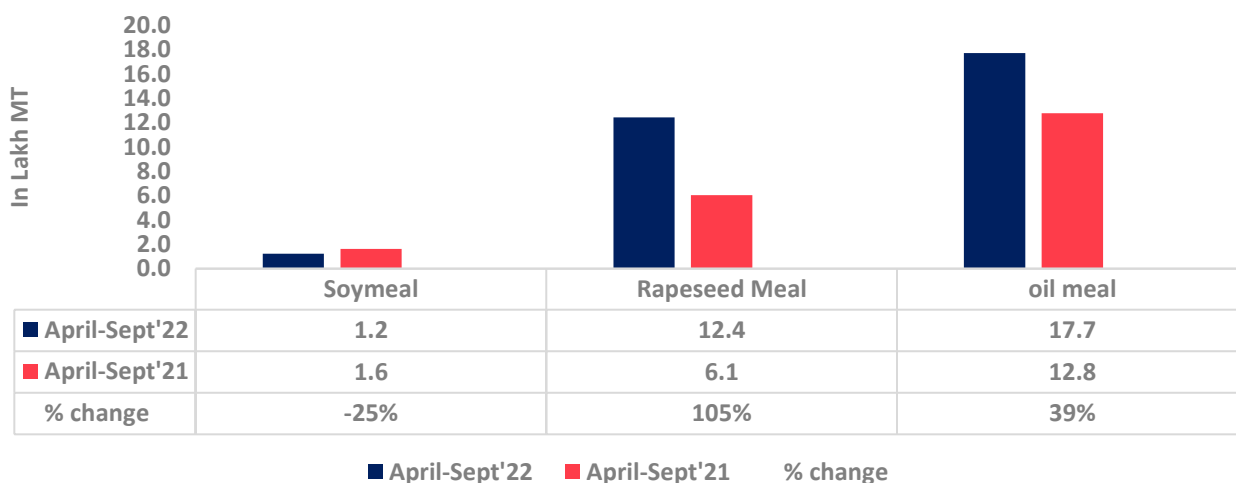


Rapeseed meal export

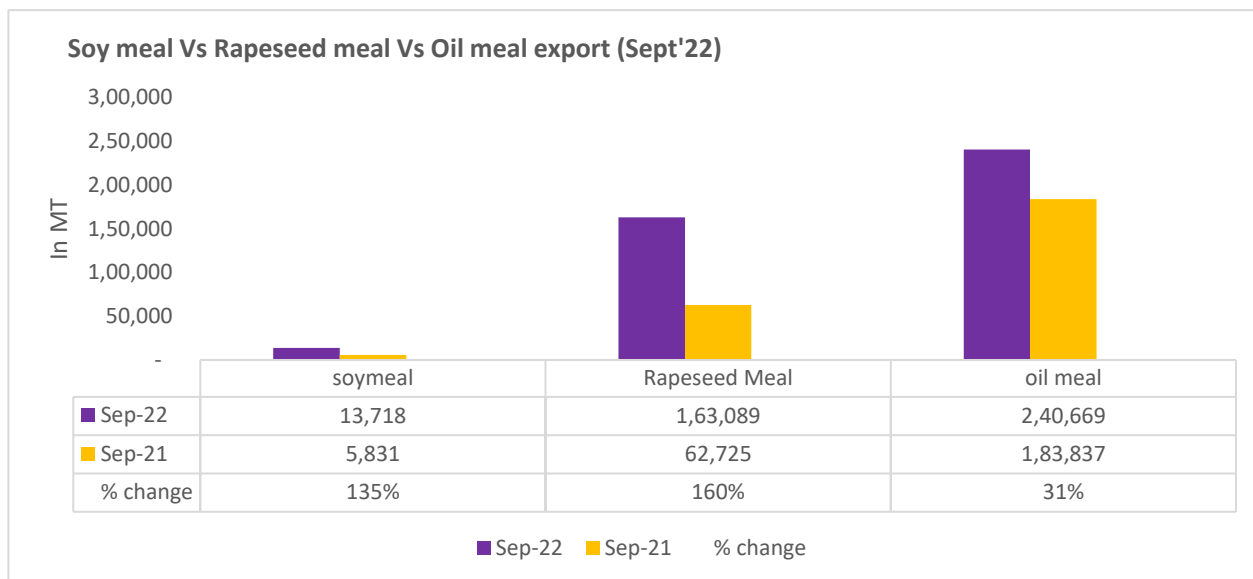


There is a significant jump in export of rapeseed meal and reported at 12.43 Lakh tons compared to 6.05 Lakh tons i.e., up by 105%. And in Sept'22 exports recorded up by 160% to 1.63 Lakh tonnes vs 0.62 Lakh tonnes in the previous year same period. Upon record crop of rapeseed and crushing resulted in the highest processing, availability of rapeseed meal and export. Currently India is the most competitive supplier of rapeseed meal to South Korea, Vietnam, Thailand and other Far East Countries. In Upcoming months too, we expect good exports amid firm demand from South east Asia.

Oil Meal Export April-'22-Sept'22



10th Nov, 2022



Centres	Ex-factory rates (Rs/ton)			Parity To
	09-Nov-22	07-Nov-22	Change	
Indore - 45%, Jute Bag	41000	42000	▼-1000	Gujarat, MP
Kota - 45%, PP Bag	42500	44000	▼-1500	Rajasthan, Del, Punjab, Haryana
Dhulia/Jalna - 45%, PP Bag	45000	45500	▼-500	Mumbai, Maharashtra
Nagpur - 45%, PP Bag	45000	45000	Unch	Chattisgarh, Orissa, Bihar, Bangladesh, AP, Kar, TN
Nanded	45000	46000	▼-1000	Andhra, AP, Kar ,TN
Latur	45000	45000	Unch	-
Sangli	40000	40000	Unch	Local and South
Solapur	42500	42500	Unch	Local and South
Akola – 45%, PP Bag	42000	43000	▼-1000	Andhra, Chattisgarh, Orrisa,Jharkhand, WB
Hingoli	44000	45500	▼-1500	Andhra, Chattisgarh, Orrisa,Jharkhand, WB
Bundi	42300	43800	▼-1500	-

Soy DOC at Ports

10th Nov, 2022

Centers	Port Price		
	07-Nov-22	07-Nov-22	Change
Kandla (FOR) (INR/MT)	43500	43500	Unch
Kandla (FAS) (USD/MT)	535	535	Unch
CNF Indonesia – Yellow SBM (USD/MT)	572	572	Unch

Rapeseed Meal	07-Nov-22	07-Nov-22	Change
FAS Kandla (USD/MT)	245	245	Unch
FOR Kandla (Rs/MT)	19500	19500	Unch
FOR Mundra (Rs/MT)	NA	NA	-
CNF Indonesia (USD/MT)	280	280	Unch

International Soy DOC			
Argentina FOB USD/MT	07-Nov-22	07-Nov-22	Change
Soybean Pellets	494	494	Unch
Soybean Cake Flour	494	494	Unch
Soya Meal	-	-	Unch
Soy Expellers	-	-	Unch

Sunflower (DOC) Rates	Ex-factory rates (Rs/ton)		
Centers	09-Nov-22	07-Nov-22	Change
Adoni	35000	35000	Unch
Khamgaon	NA	NA	-
Parli	NA	NA	-
Latur	34000	34000	Unch

Groundnut Meal (Rs/MT)	09-Nov-22	07-Nov-22	Change
Basis 45%, Saurashtra	35000	32500	▲ 2500
Basis 40%, Saurashtra	31000	28500	▲ 2500
GN Cake, Gondal	36000	33500	▲ 2500

Mustard DOC	09-Nov-22	07-Nov-22	Change
Jaipur (Plant delivery)	18800	18800	Unch
Kandla (FOR Rs/MT)	18900	18900	Unch

Mumbai Oil Meal Quotes:			
Rs/M.T.	09-Nov-22	07-Nov-22	Change
G.N. Extr (45%)	32000	32000	Unch
Kardi Extr	NA	NA	-

**10th Nov, 2022**

Undec Cottonseed Exp	35000	34500	▲ 500
Rice Bran Extr.	NA	NA	-
Sunflower Extr.	26000	26000	Unch
Rapeseed Extr.	NA	NA	-
Soymeal 48%	46609	46609	Unch
Castor Extr.	12750	12550	▲ 200

Disclaimer

The information and opinions contained in the document have been compiled from sources believed to be reliable. The company does not warrant its accuracy, completeness and correctness. Use of data and information contained in this report is at your own risk. This document is not, and should not be construed as, an offer to sell or solicitation to buy any commodities. This document may not be reproduced, distributed or published, in whole or in part, by any recipient hereof for any purpose without prior permission from the Company. IASL and its affiliates and/or their officers, directors and employees may have positions in any commodities mentioned in this document (or in any related investment) and may from time to time add to or dispose of any such commodities (or investment). Please see the detailed disclaimer at <http://www.agriwatch.com/disclaimer.php> © 2022 Indian Agribusiness Systems Limited