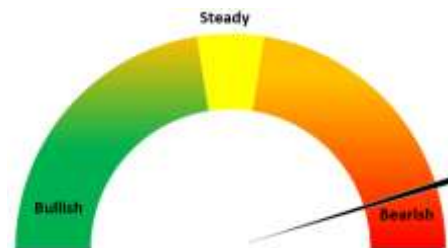


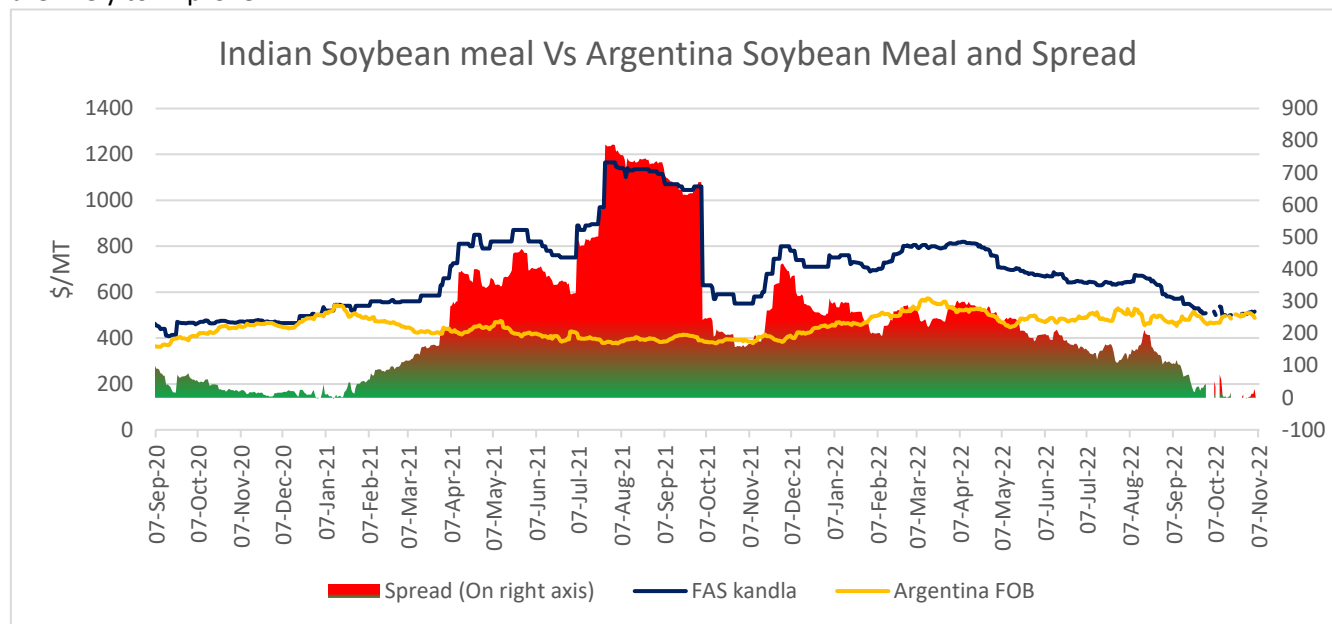
14th Nov, 2022

### Soy Meal Fundamentals:

**Todays Update-** Soymeal Indore prices went up by 1.2% to INR 41,500/MT. Indore Soybean meal prices are currently up by more than 7% MoM and down by 3% YoY. Soymeal prices in the domestic market are expected to trade range bound with weak bias between 40,000-45,000 in near term tracking rebound in soy meal export demand and stock limit removal.



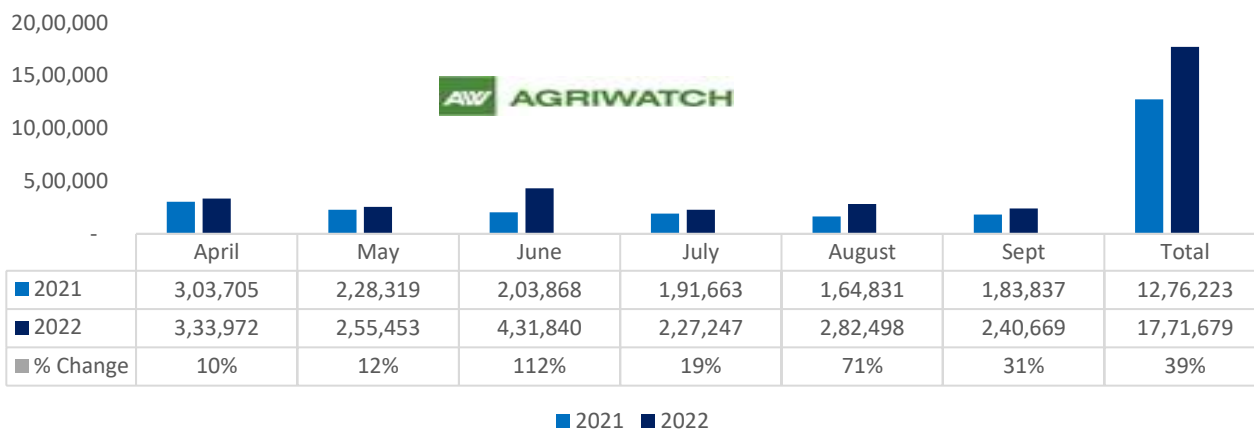
Currently, Indian Soymeal FOB prices trading at \$515/MT, Argentina Soymeal FOB prices trading at \$487/MT and spread stands at \$28/MT. Decline in Argentine soymeal prices has led to a squeeze in spread. In upcoming weeks, if Indian soymeal prices further become competitive, export demand may revive, and Soybean prices are likely to improve.



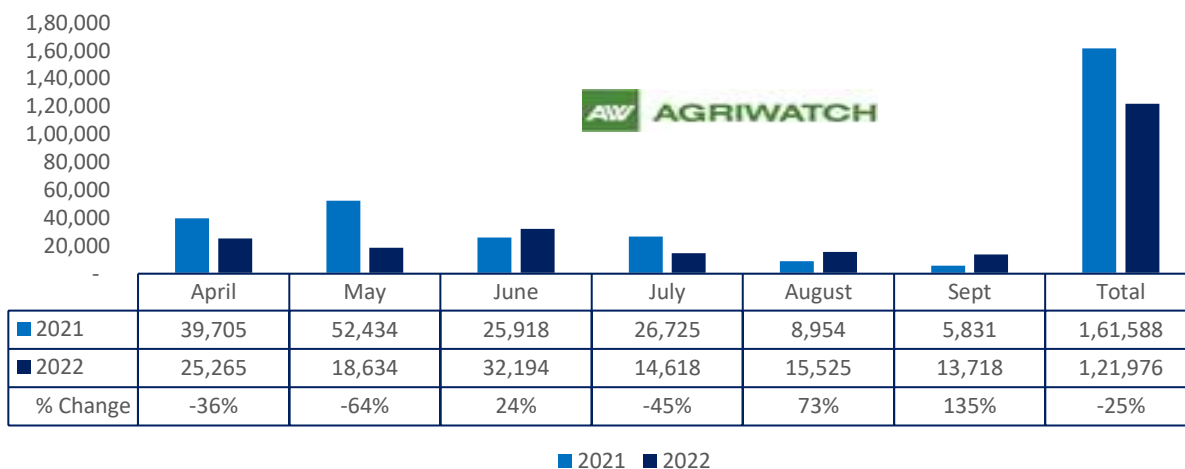
Total oil meal exports in April- Sept'22 went up by 39% to 17.71 Lakh tonnes vs 12.76 Lakh tonnes previous year same period. However, Soymeal exports went down by 25% to 1.21 Lakh tonnes in April-Sept'22 Vs 1.61 Lakh tonnes previous year same period. Soymeal exports went down due to over-priced Indian soymeal in the global markets.

14th Nov, 2022

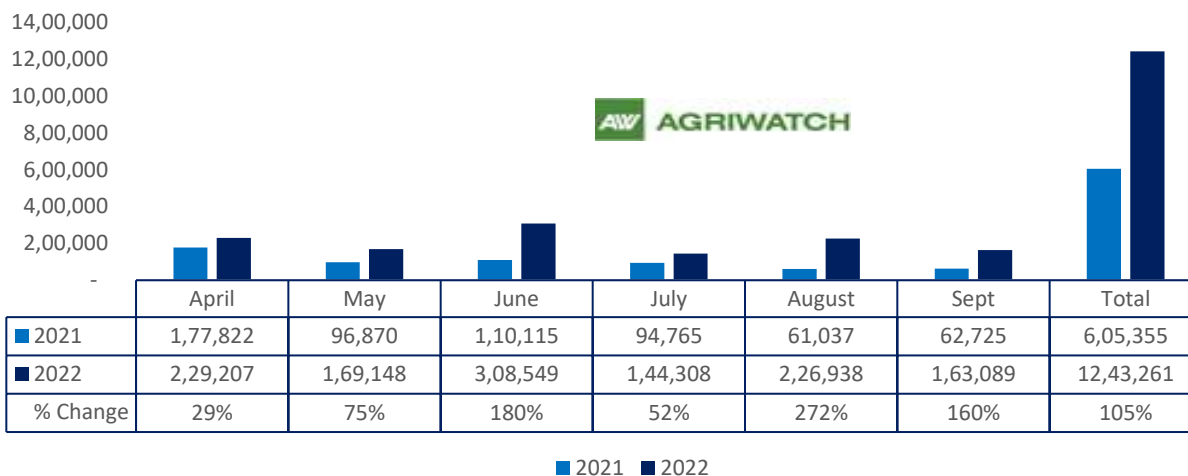
### Total oil meal export



### Soy meal export

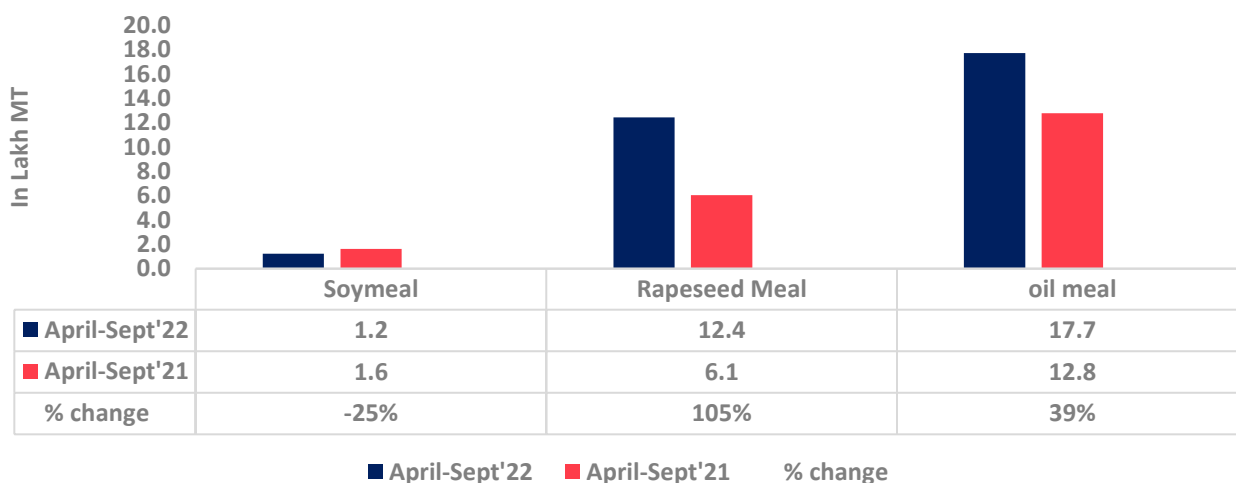


### Rapeseed meal export

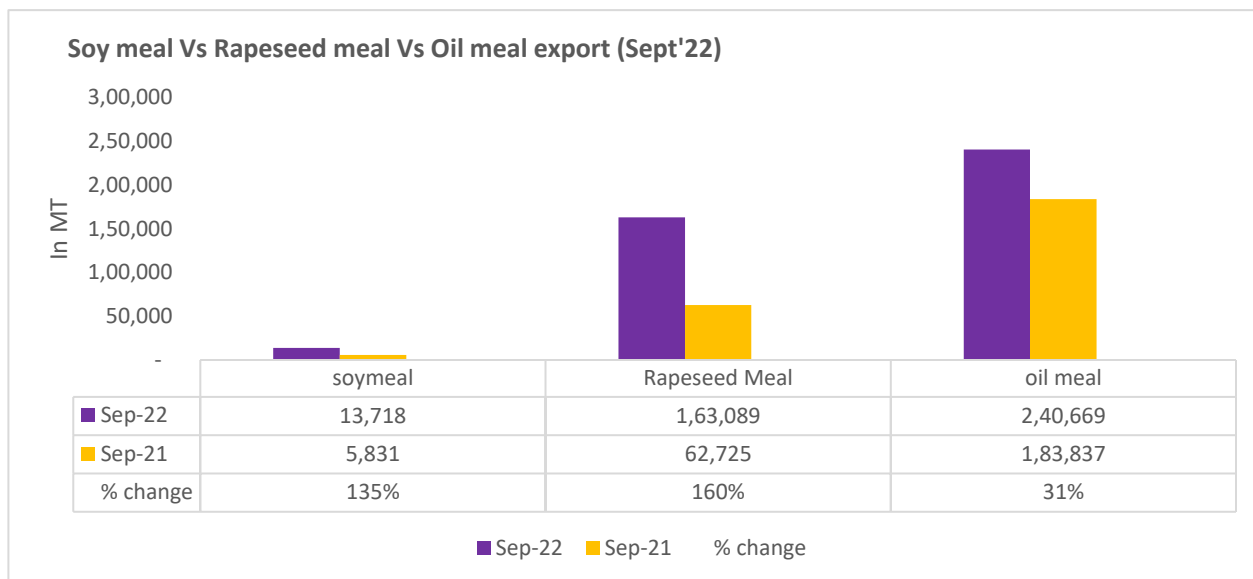


There is a significant jump in export of rapeseed meal and reported at 12.43 Lakh tons compared to 6.05 Lakh tons i.e., up by 105%. And in Sept'22 exports recorded up by 160% to 1.63 Lakh tonnes vs 0.62 Lakh tonnes in the previous year same period. Upon record crop of rapeseed and crushing resulted in the highest processing, availability of rapeseed meal and export. Currently India is the most competitive supplier of rapeseed meal to South Korea, Vietnam, Thailand and other Far East Countries. In Upcoming months too, we expect good exports amid firm demand from South east Asia.

### Oil Meal Export April-'22-Sept'22



14th Nov, 2022



Centres	Ex-factory rates (Rs/ton)			Parity To
	12-Nov-22	11-Nov-22	Change	
Indore - 45%, Jute Bag	41500	41000	▲ 500	Gujarat, MP
Kota - 45%, PP Bag	44000	43000	▲ 1000	Rajasthan, Del, Punjab, Haryana
Dhulia/Jalna - 45%, PP Bag	46000	45000	▲ 1000	Mumbai, Maharashtra
Nagpur - 45%, PP Bag	43000	42500	▲ 500	Chattisgarh, Orissa, Bihar, Bangladesh, AP, Kar, TN
Nanded	44000	44000	Unch	Andhra, AP, Kar ,TN
Latur	46000	46500	▼ -500	-
Sangli	42500	40000	▲ 2500	Local and South
Solapur	44500	44500	Unch	Local and South
Akola – 45%, PP Bag	43001	42000	▲ 1001	Andhra, Chattisgarh, Orrisa, Jharkhand, WB
Hingoli	44500	44500	Unch	Andhra, Chattisgarh, Orrisa, Jharkhand, WB
Bundi	43800	42800	▲ 1000	-

Soy DOC at Ports	
Centers	Port Price

**14th Nov, 2022**

	11-Nov-22	11-Nov-22	Change
Kandla (FOR) (INR/MT)	43000	43000	Unch
Kandla (FAS) (USD/MT)	538	538	Unch
CNF Indonesia – Yellow SBM (USD/MT)	577	577	Unch

<b>Rapeseed Meal</b>	11-Nov-22	11-Nov-22	Change
FAS Kandla (USD/MT)	245	245	Unch
FOR Kandla (Rs/MT)	19400	19400	Unch
FOR Mundra (Rs/MT)	NA	NA	-
CNF Indonesia (USD/MT)	281	281	Unch

<b>International Soy DOC</b>			
<b>Argentina FOB USD/MT</b>	11-Nov-22	11-Nov-22	Change
Soybean Pellets	480	480	Unch
Soybean Cake Flour	480	480	Unch
Soya Meal	NR	NR	-
Soy Expellers	NR	NR	-

<b>Sunflower (DOC) Rates</b>	<b>Ex-factory rates (Rs/ton)</b>		
<b>Centers</b>	12-Nov-22	11-Nov-22	Change
Adoni	35000	35000	Unch
Khamgaon	NA	NA	-
Parli	NA	NA	-
Latur	34000	34000	Unch

<b>Groundnut Meal (Rs/MT)</b>	12-Nov-22	11-Nov-22	Change
Basis 45%, Saurashtra	34000	35000	▼-1000
Basis 40%, Saurashtra	30000	31000	▼-1000
GN Cake, Gondal	35000	36000	▼-1000

<b>Mustard DOC</b>	12-Nov-22	11-Nov-22	Change
Jaipur (Plant delivery)	19000	18300	▲700
Kandla (FOR Rs/MT)	19200	18400	▲800

<b>Mumbai Oil Meal Quotes:</b>			
<b>Rs/M.T.</b>	12-Nov-22	11-Nov-22	Change
G.N. Extr (45%)	34000	34000	Unch
Kardi Extr	NA	NA	-
Undec Cottonseed Exp	35000	35000	Unch

**14th Nov, 2022**

Rice Bran Extr.	NA	NA	-
Sunflower Extr.	26000	26000	Unch
Rapeseed Extr.	NA	NA	-
Soymeal 48%	43565	43304	▲261
Castor Extr.	12850	12850	Unch

**Disclaimer**

The information and opinions contained in the document have been compiled from sources believed to be reliable. The company does not warrant its accuracy, completeness and correctness. Use of data and information contained in this report is at your own risk. This document is not, and should not be construed as, an offer to sell or solicitation to buy any commodities. This document may not be reproduced, distributed or published, in whole or in part, by any recipient hereof for any purpose without prior permission from the Company. IASL and its affiliates and/or their officers, directors and employees may have positions in any commodities mentioned in this document (or in any related investment) and may from time to time add to or dispose of any such commodities (or investment). Please see the detailed disclaimer at <http://www.agriwatch.com/disclaimer.php> © 2022 Indian Agribusiness Systems Limited