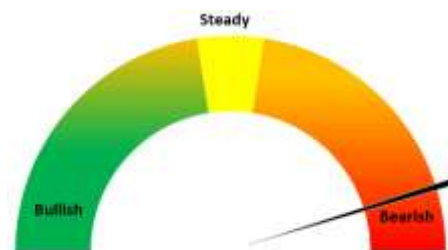


17th Nov, 2022

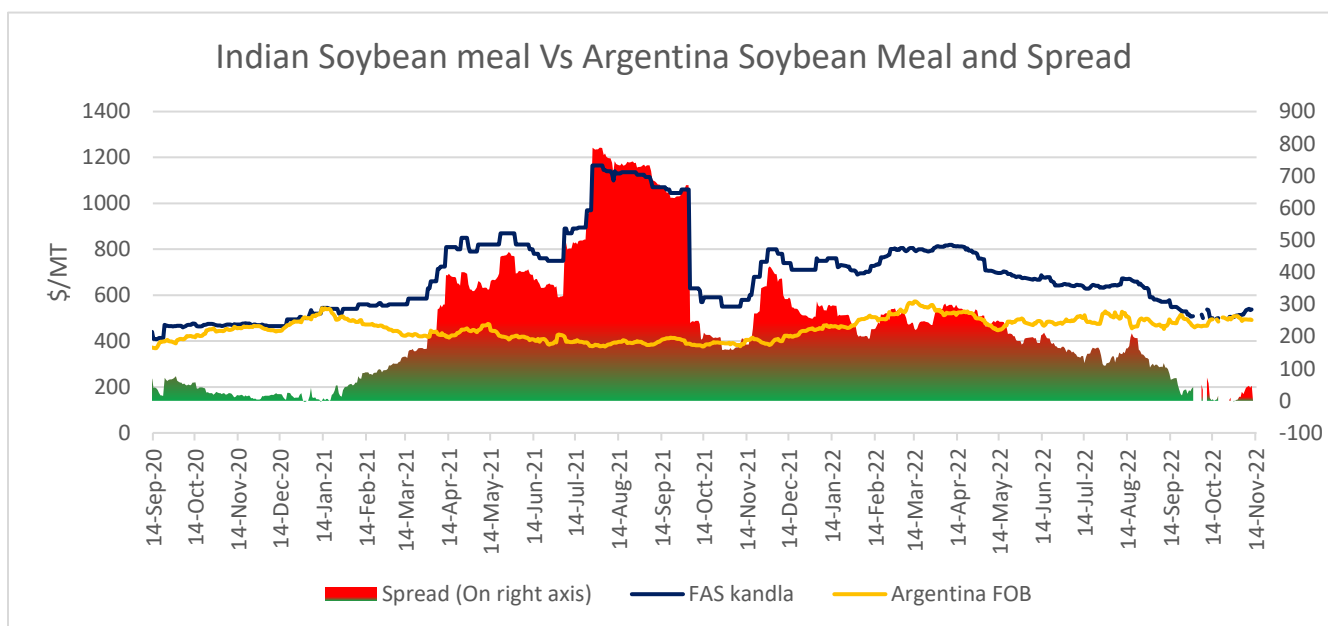
### Soy Meal Fundamentals:

**Todays Update-** Soymeal Indore prices went down by 2.4% to INR 40,500/MT. Indore Soybean meal prices are currently up by more than 5% MoM and down by 8% YoY. Soymeal prices in the domestic market are expected to trade range bound with weak bias between 40,000-45,000 in near term tracking rebound in soy meal export demand and stock limit removal.



SOPA in its monthly update reported Soybean meal production in Oct'22 up by 24% to 6.43 Lakh tonnes, this compares with 5.19 Lakh tonnes previous year same period. Soymeal production went up in October as crush margin was in parity amid low soybean prices during the month as monthly average net crush margin rendered in Oct'22 at INR 283/MT which ushered up crushing pace.

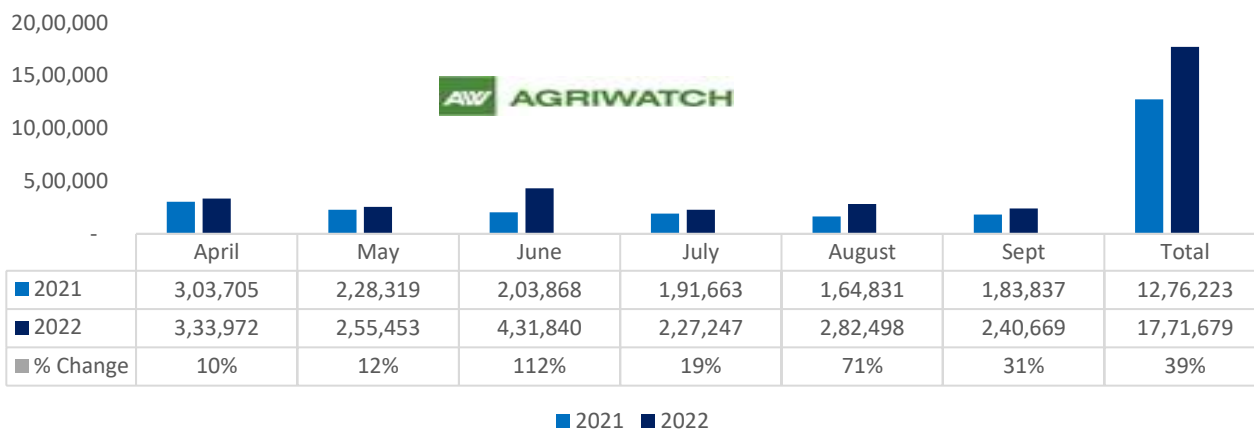
Currently, Indian Soymeal FOB prices trading at \$538/MT, Argentina Soymeal FOB prices trading at \$491/MT and spread stands at \$47/MT. Decline in Argentine soymeal prices has led to a squeeze in spread. In upcoming weeks, if Indian soymeal prices further become competitive, export demand may revive, and Soybean prices are likely to improve.



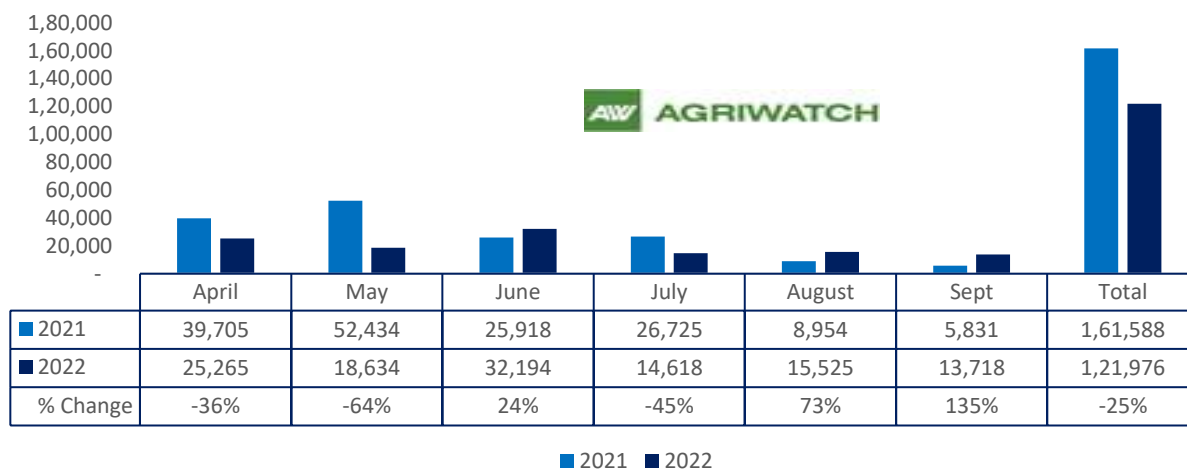
Total oil meal exports in April- Sept'22 went up by 39% to 17.71 Lakh tonnes vs 12.76 Lakh tonnes previous year same period. However, Soymeal exports went down by 25% to 1.21 Lakh tonnes in April-Sept'22 Vs 1.61 Lakh tonnes previous year same period. Soymeal exports went down due to over-priced Indian soymeal in the global markets.

17th Nov, 2022

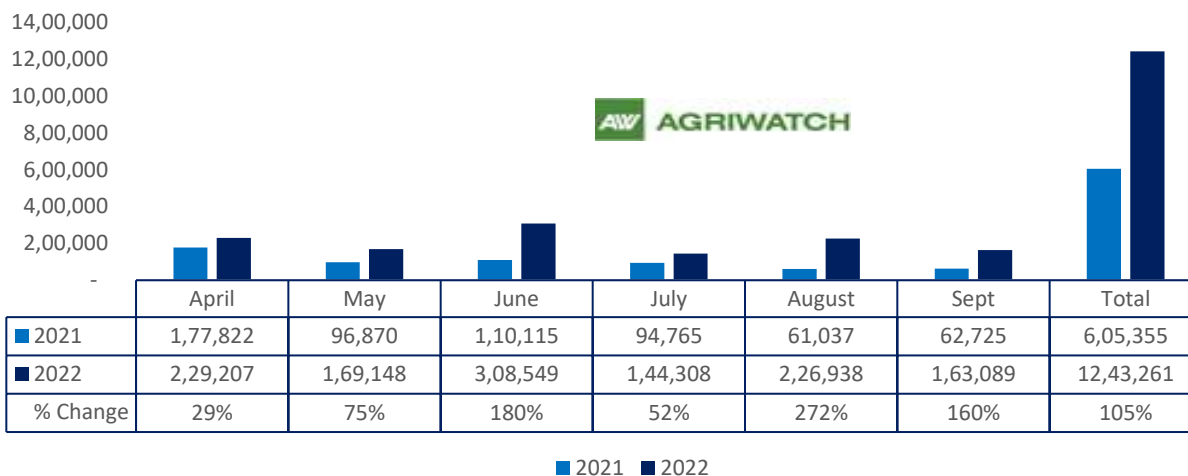
### Total oil meal export



### Soy meal export

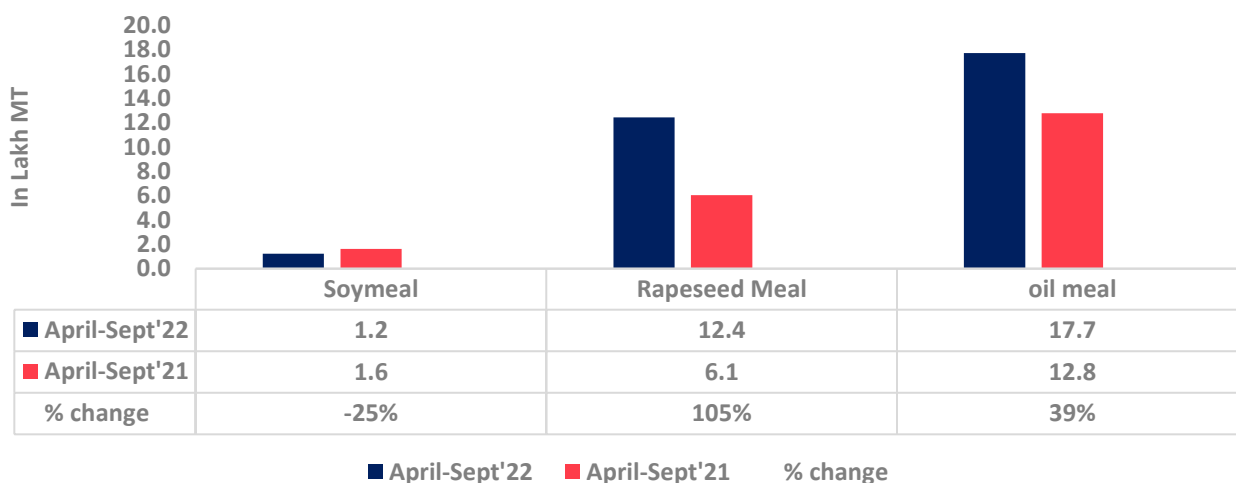


### Rapeseed meal export

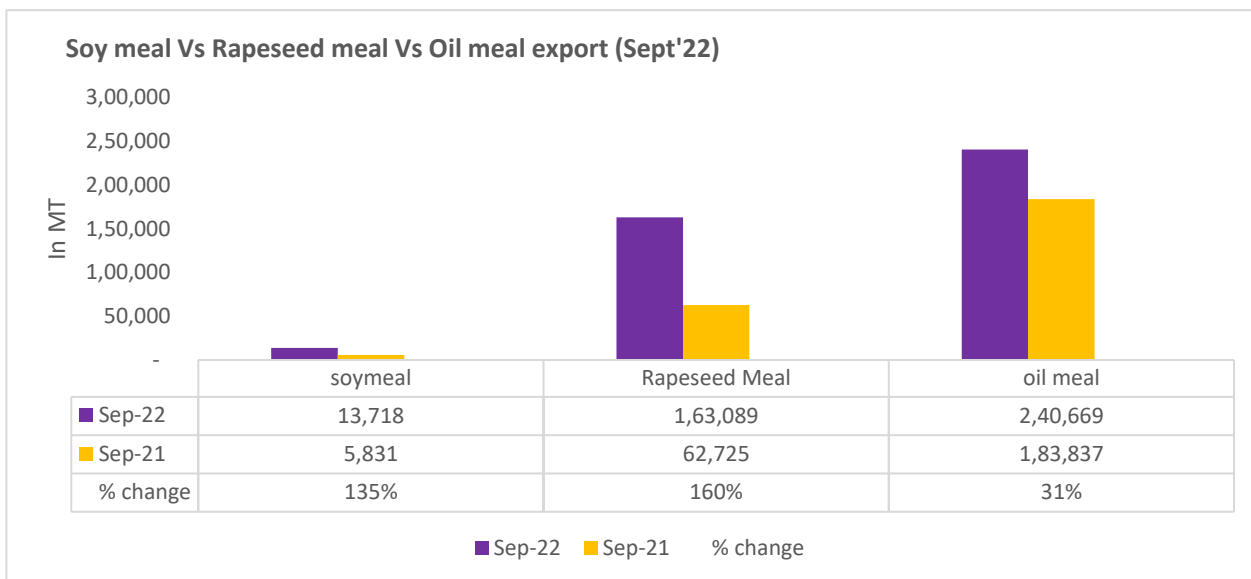


There is a significant jump in export of rapeseed meal and reported at 12.43 Lakh tons compared to 6.05 Lakh tons i.e., up by 105%. And in Sept'22 exports recorded up by 160% to 1.63 Lakh tonnes vs 0.62 Lakh tonnes in the previous year same period. Upon record crop of rapeseed and crushing resulted in the highest processing, availability of rapeseed meal and export. Currently India is the most competitive supplier of rapeseed meal to South Korea, Vietnam, Thailand and other Far East Countries. In Upcoming months too, we expect good exports amid firm demand from South east Asia.

### Oil Meal Export April-'22-Sept'22



17th Nov, 2022



Centres	Ex-factory rates (Rs/ton)			Parity To
	16-Nov-22	15-Nov-22	Change	
Indore - 45%, Jute Bag	40500	41500	▼-1000	Gujarat, MP
Kota - 45%, PP Bag	43000	43000	Unch	Rajasthan, Del, Punjab, Haryana
Dhulia/Jalna - 45%, PP Bag	45500	45500	Unch	Mumbai, Maharashtra
Nagpur - 45%, PP Bag	43000	43000	Unch	Chattisgarh, Orissa, Bihar, Bangladesh, AP, Kar, TN
Nanded	44700	44700	Unch	Andhra, AP, Kar ,TN
Latur	46000	46000	Unch	-
Sangli	42500	42500	Unch	Local and South
Solapur	42500	43000	▼-500	Local and South
Akola – 45%, PP Bag	43000	43000	Unch	Andhra, Chattisgarh, Orrisa,Jharkhand, WB
Hingoli	45000	45500	▼-500	Andhra, Chattisgarh, Orrisa,Jharkhand, WB
Bundi	42800	42800	Unch	-

Soy DOC at Ports

17th Nov, 2022

Centers	Port Price		
	15-Nov-22	15-Nov-22	Change
Kandla (FOR) (INR/MT)	42500	42500	Unch
Kandla (FAS) (USD/MT)	540	540	Unch
CNF Indonesia – Yellow SBM (USD/MT)	562	562	Unch

Rapeseed Meal	15-Nov-22	15-Nov-22	Change
FAS Kandla (USD/MT)	250	250	Unch
FOR Kandla (Rs/MT)	19500	19500	Unch
FOR Mundra (Rs/MT)	NA	NA	-
CNF Indonesia (USD/MT)	272	272	Unch

International Soy DOC			
Argentina FOB USD/MT	15-Nov-22	15-Nov-22	Change
Soybean Pellets	470	470	Unch
Soybean Cake Flour	470	470	Unch
Soya Meal	NR	NR	-
Soy Expellers	NR	NR	-

Sunflower (DOC) Rates	Ex-factory rates (Rs/ton)		
Centers	16-Nov-22	15-Nov-22	Change
Adoni	35000	35000	Unch
Khamgaon	NA	NA	-
Parli	NA	NA	-
Latur	34000	34000	Unch

Groundnut Meal (Rs/MT)	16-Nov-22	15-Nov-22	Change
Basis 45%, Saurashtra	34000	34000	Unch
Basis 40%, Saurashtra	30000	30000	Unch
GN Cake, Gondal	35000	35000	Unch

Mustard DOC	16-Nov-22	15-Nov-22	Change
Jaipur (Plant delivery)	18300	18500	▼-200
Kandla (FOR Rs/MT)	18700	18800	▼-100

Mumbai Oil Meal Quotes:			
Rs/M.T.	16-Nov-22	15-Nov-22	Change
G.N. Extr (45%)	34000	34000	Unch
Kardi Extr	NA	NA	-

**17th Nov, 2022**

Undec Cottonseed Exp	35000	35000	Unch
Rice Bran Extr.	NA	NA	-
Sunflower Extr.	26000	26000	Unch
Rapeseed Extr.	NA	NA	-
Soymeal 48%	43043	43826	▼-783
Castor Extr.	12950	12950	Unch

**Disclaimer**

The information and opinions contained in the document have been compiled from sources believed to be reliable. The company does not warrant its accuracy, completeness and correctness. Use of data and information contained in this report is at your own risk. This document is not, and should not be construed as, an offer to sell or solicitation to buy any commodities. This document may not be reproduced, distributed or published, in whole or in part, by any recipient hereof for any purpose without prior permission from the Company. IASL and its affiliates and/or their officers, directors and employees may have positions in any commodities mentioned in this document (or in any related investment) and may from time to time add to or dispose of any such commodities (or investment). Please see the detailed disclaimer at <http://www.agriwatch.com/disclaimer.php> © 2022 Indian Agribusiness Systems Limited