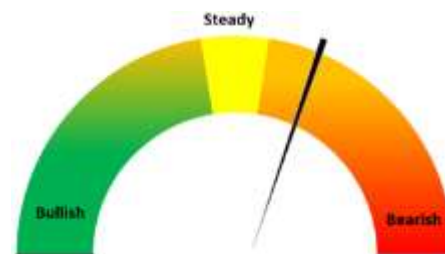


21st Nov, 2022

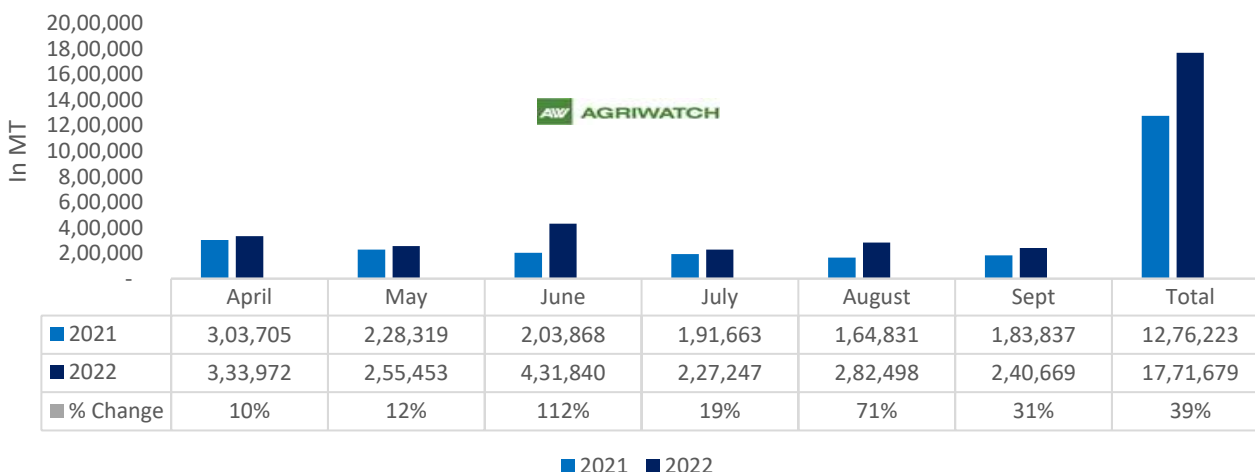
Soy Meal Fundamentals:

Todays Update- Soymeal Indore prices went marginally up by 1.7% to INR 41,500/MT. Indore Soybean meal prices are currently up by more than 10% MoM and down by 14% YoY. Soymeal prices in the domestic market are expected to rebound and trade between 40,000-45,000 in near term tracking rebound in soy meal export demand and stock limit removal.



SOPA in its monthly update reported Soybean meal production in Oct'22 up by 24% to 6.43 Lakh tonnes, this compares with 5.19 Lakh tonnes previous year same period. Soymeal production went up in October as crush margin was in parity amid low soybean prices during the month as monthly average net crush margin rendered in Oct'22 at INR 283/MT which ushered up crushing pace.

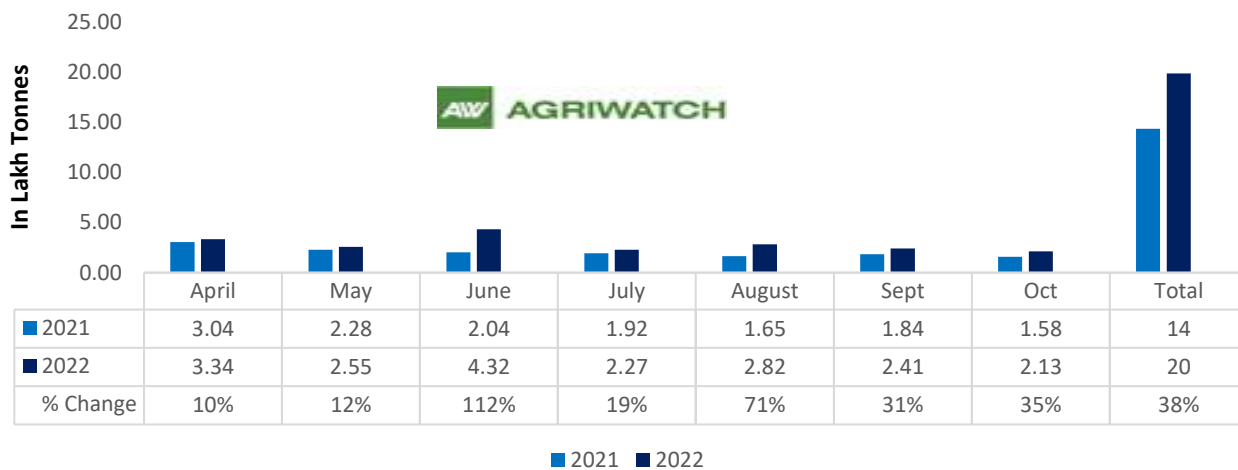
Total oil meal export



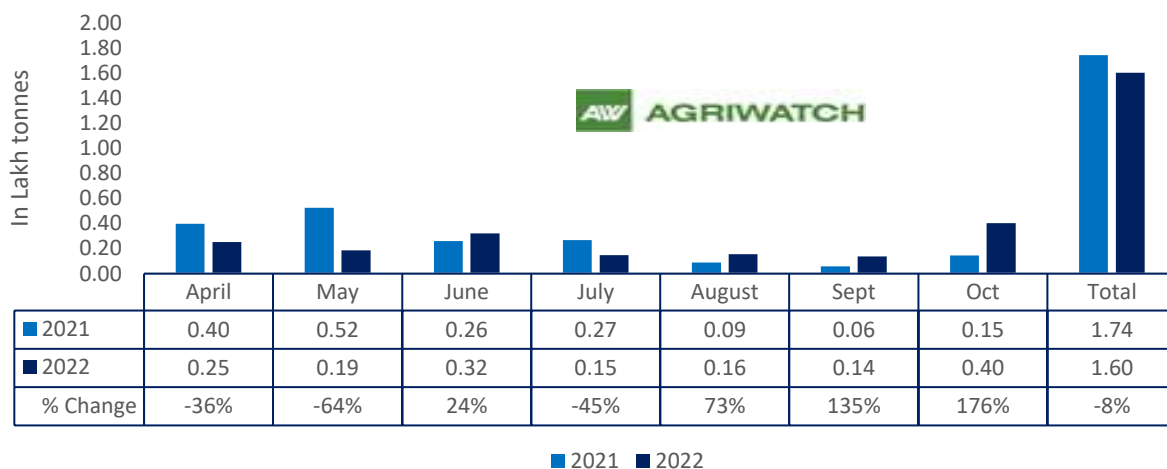
Total oil meal exports in April- Sept'22 went up by 38% to 20 Lakh tonnes vs 14 Lakh tonnes previous year same period. However, Soymeal exports up by 176% to 0.40 Lakh tonnes in Oct'22 Vs 0.15 Lakh tonnes previous month. Soymeal exports went up for the third straight month on good soymeal exort demand from south east Asia tracking competitive prices in global markets. However, in April'22-Oct'22 soymeal exports are down by 8% to 1.60 Lakh tonnes as compared to 1.74 Lakh tonnes previous year same period.

21st Nov, 2022

Total oil meal export

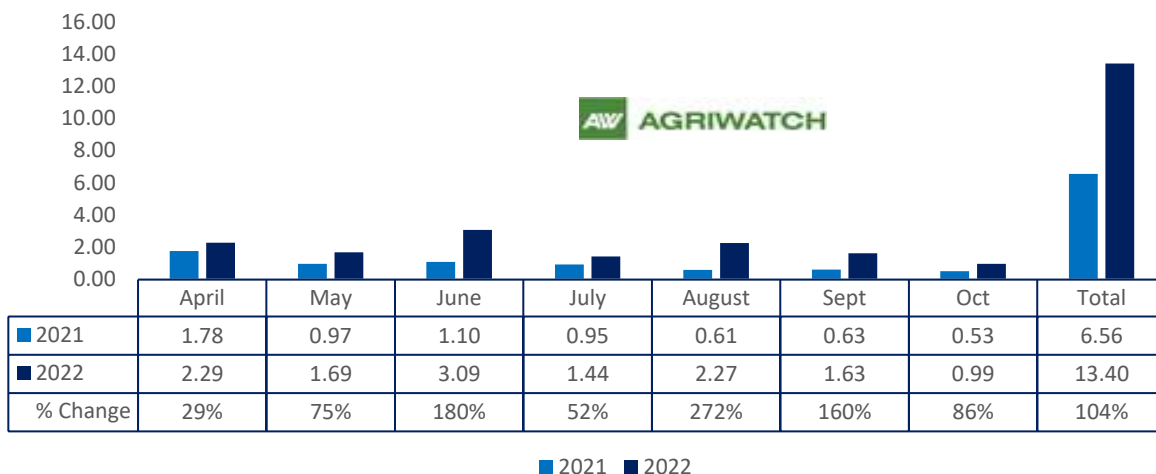


Soy meal export



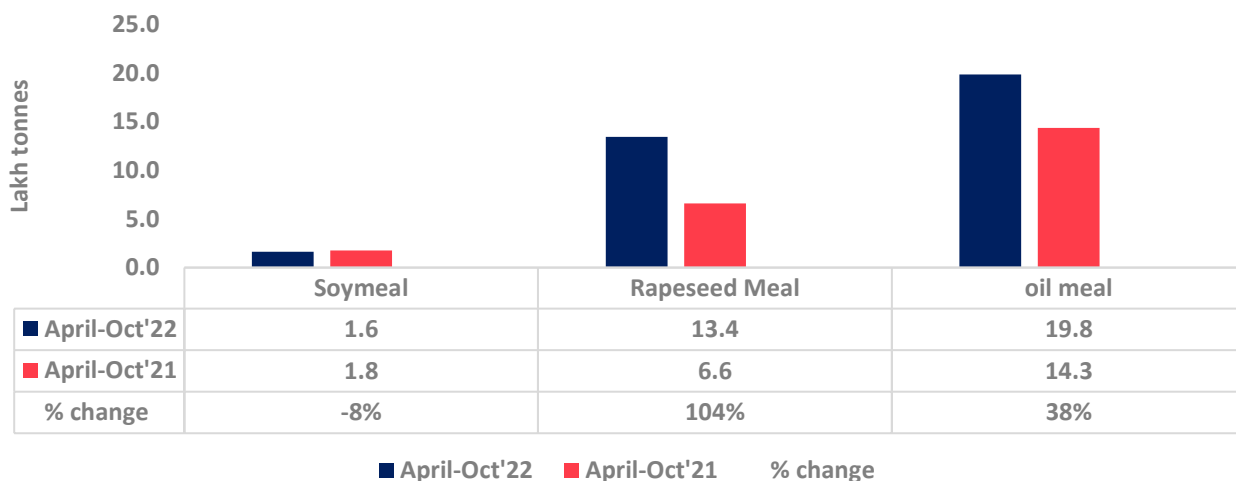
21st Nov, 2022

Rapeseed meal export

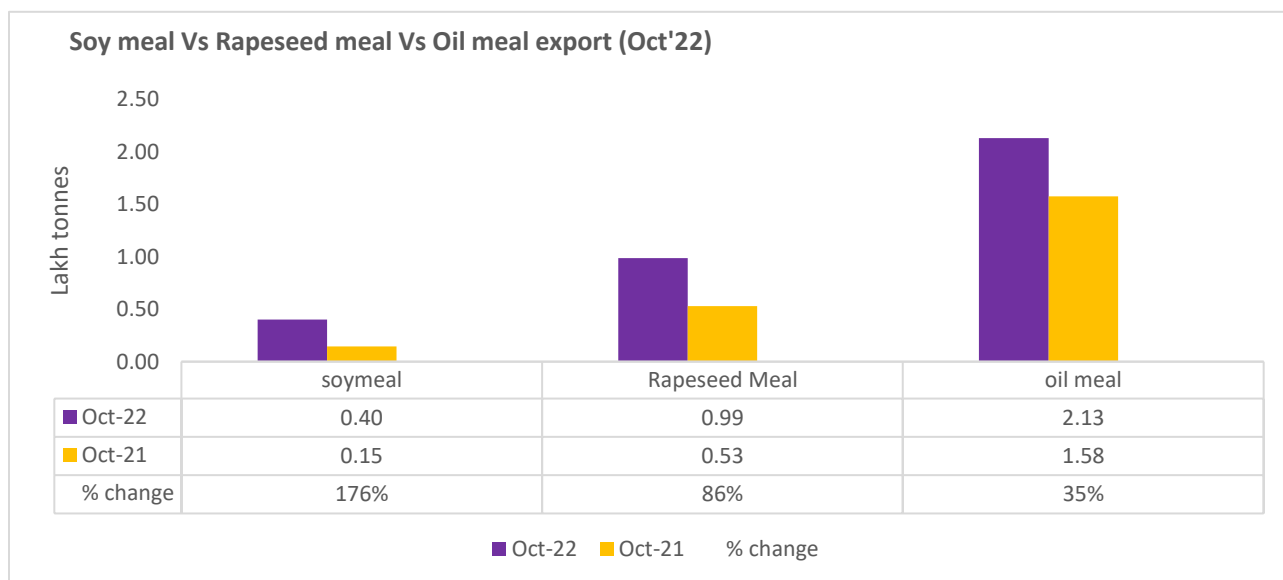


There is a significant jump in export of rapeseed meal and reported at 13.40 Lakh tons compared to 6.56 Lakh tons i.e., up by 104%. And in Oct'22 exports recorded up by 86% to 0.99 Lakh tonnes vs 0.53 Lakh tonnes in the previous year same period. Upon record crop of rapeseed and crushing resulted in the highest processing, availability of rapeseed meal and export. Currently India is the most competitive supplier of rapeseed meal to South Korea, Vietnam, Thailand and other Far East Countries. In Upcoming months too, we expect good exports amid firm demand from South east Asia.

Oil Meal Export April.'22-Oct'22



21st Nov, 2022



Centres	Ex-factory rates (Rs/ton)			Parity To
	19-Nov-22	18-Nov-22	Change	
Indore - 45%, Jute Bag	41500	40800	▲ 700	Gujarat, MP
Kota - 45%, PP Bag	43000	42000	▲ 1000	Rajasthan, Del, Punjab, Haryana
Dhulia/Jalna - 45%, PP Bag	45000	44500	▲ 500	Mumbai, Maharashtra
Nagpur - 45%, PP Bag	43000	43000	Unch	Chattisgarh, Orissa, Bihar, Bangladesh, AP, Kar, TN
Nanded	45000	45000	Unch	Andhra, AP, Kar ,TN
Latur	46000	44500	▲ 1500	-
Sangli	42500	41500	▲ 1000	Local and South
Solapur	42500	42500	Unch	Local and South
Akola – 45%, PP Bag	42000	42000	Unch	Andhra, Chattisgarh, Orrisa,Jharkhand, WB
Hingoli	44000	44000	Unch	Andhra, Chattisgarh, Orrisa,Jharkhand, WB
Bundi	42800	41800	▲ 1000	-

Soy DOC at Ports

21st Nov, 2022

Centers	Port Price		
	18-Nov-22	18-Nov-22	Change
Kandla (FOR) (INR/MT)	43000	43000	Unch
Kandla (FAS) (USD/MT)	535	535	Unch
CNF Indonesia – Yellow SBM (USD/MT)	588	588	Unch

Rapeseed Meal	18-Nov-22	18-Nov-22	Change
FAS Kandla (USD/MT)	261	261	Unch
FOR Kandla (Rs/MT)	20000	20000	Unch
FOR Mundra (Rs/MT)	NA	NA	-
CNF Indonesia (USD/MT)	286	286	Unch

International Soy DOC			
Argentina FOB USD/MT	18-Nov-22	18-Nov-22	Change
Soybean Pellets	475	475	Unch
Soybean Cake Flour	475	475	Unch
Soya Meal	NR	NR	-
Soy Expellers	NR	NR	-

Sunflower (DOC) Rates	Ex-factory rates (Rs/ton)		
Centers	19-Nov-22	18-Nov-22	Change
Adoni	35000	35000	Unch
Khamgaon	NA	NA	-
Parli	NA	NA	-
Latur	34000	34000	Unch

Groundnut Meal (Rs/MT)	19-Nov-22	18-Nov-22	Change
Basis 45%, Saurashtra	34000	34000	Unch
Basis 40%, Saurashtra	30000	30000	Unch
GN Cake, Gondal	35000	35000	Unch

Mustard DOC	19-Nov-22	18-Nov-22	Change
Jaipur (Plant delivery)	18800	18600	▲200
Kandla (FOR Rs/MT)	19100	18900	▲200

Mumbai Oil Meal Quotes:			
Rs/M.T.	19-Nov-22	18-Nov-22	Change
G.N. Extr (45%)	33500	34000	▼-500
Kardi Extr	NA	NA	-

**21st Nov, 2022**

Undec Cottonseed Exp	35000	35000	Unch
Rice Bran Extr.	NA	NA	-
Sunflower Extr.	26000	26000	Unch
Rapeseed Extr.	NA	NA	-
Soymeal 48%	43826	43096	▲730
Castor Extr.	12950	12950	Unch

Disclaimer

The information and opinions contained in the document have been compiled from sources believed to be reliable. The company does not warrant its accuracy, completeness and correctness. Use of data and information contained in this report is at your own risk. This document is not, and should not be construed as, an offer to sell or solicitation to buy any commodities. This document may not be reproduced, distributed or published, in whole or in part, by any recipient hereof for any purpose without prior permission from the Company. IASL and its affiliates and/or their officers, directors and employees may have positions in any commodities mentioned in this document (or in any related investment) and may from time to time add to or dispose of any such commodities (or investment). Please see the detailed disclaimer at <http://www.agriwatch.com/disclaimer.php> © 2022 Indian Agribusiness Systems Limited