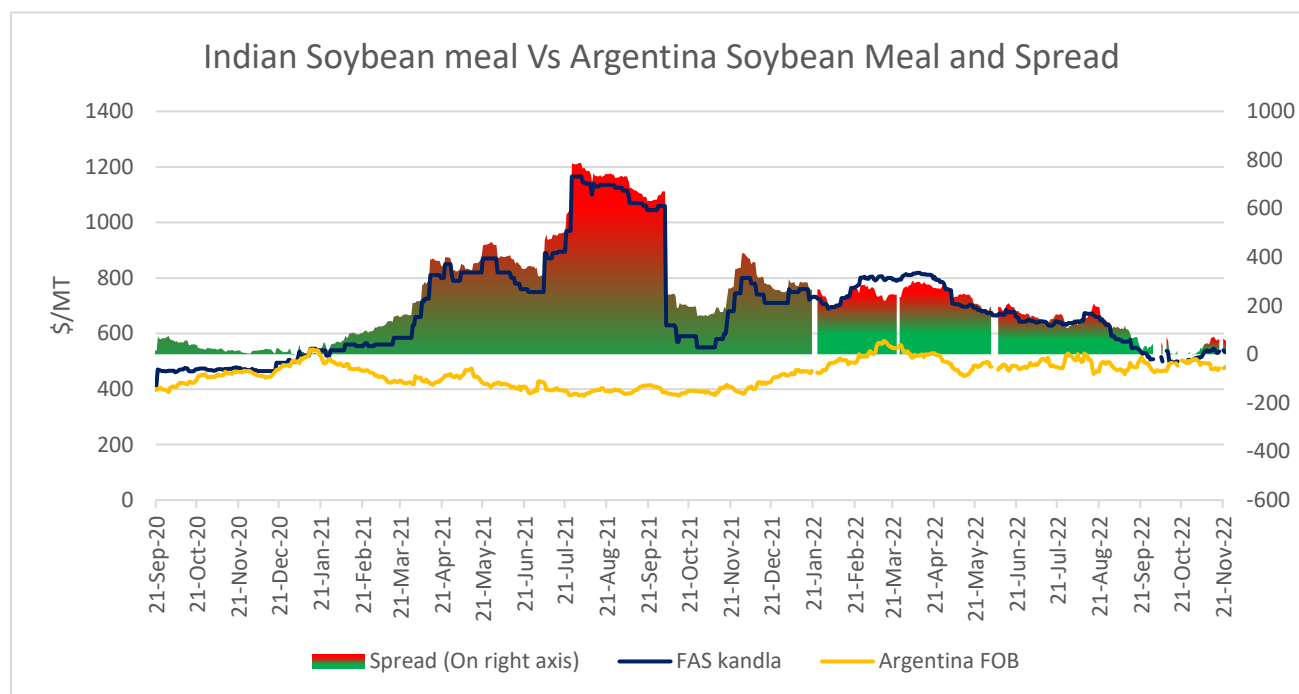
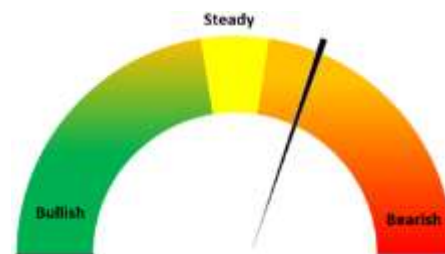


10th Dec, 2022

Soy Meal Fundamentals:

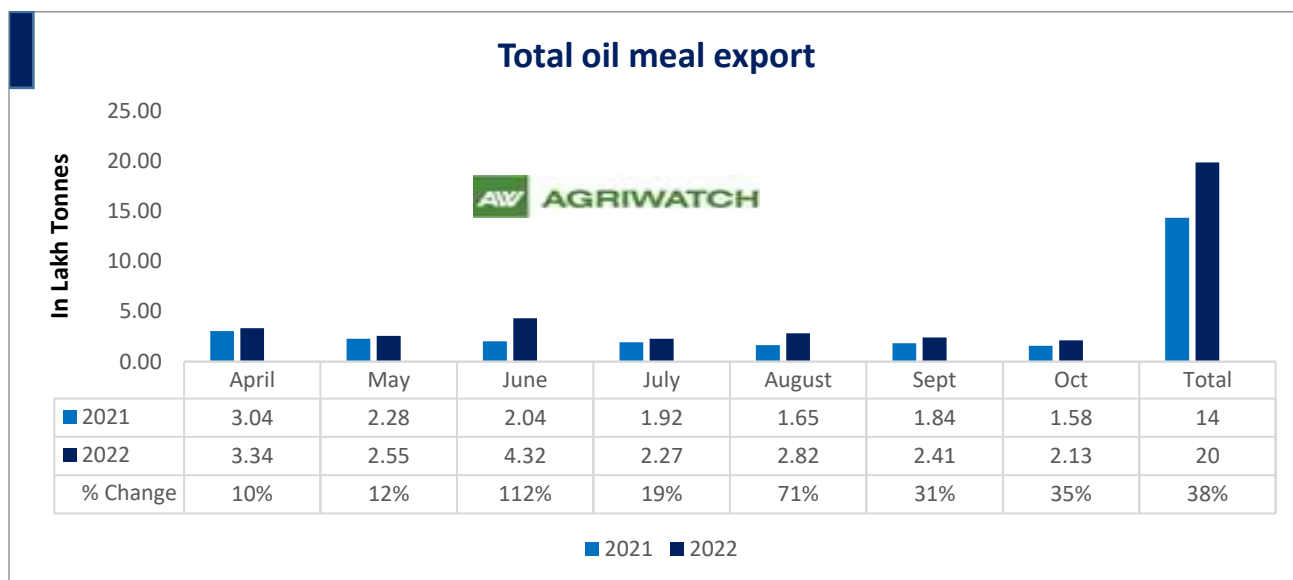
Todays Update- Soymeal Indore prices remained stable at to 41,500/MT amid good demand in the market. Soymeal prices in the domestic market are expected to trade sideways in the range of 38,000-45,000 in near term tracking revive in soy meal export demand.

Currently, Indian Soymeal FOB prices trading at \$535/MT, Argentina Soymeal FOB prices trading at \$539/MT and spread stands at \$-4/MT. Decline in Argentine soymeal prices has led to a squeeze in spread. Upon squeeze in spread Indian soymeal export demand is rising and so the prices are improving.

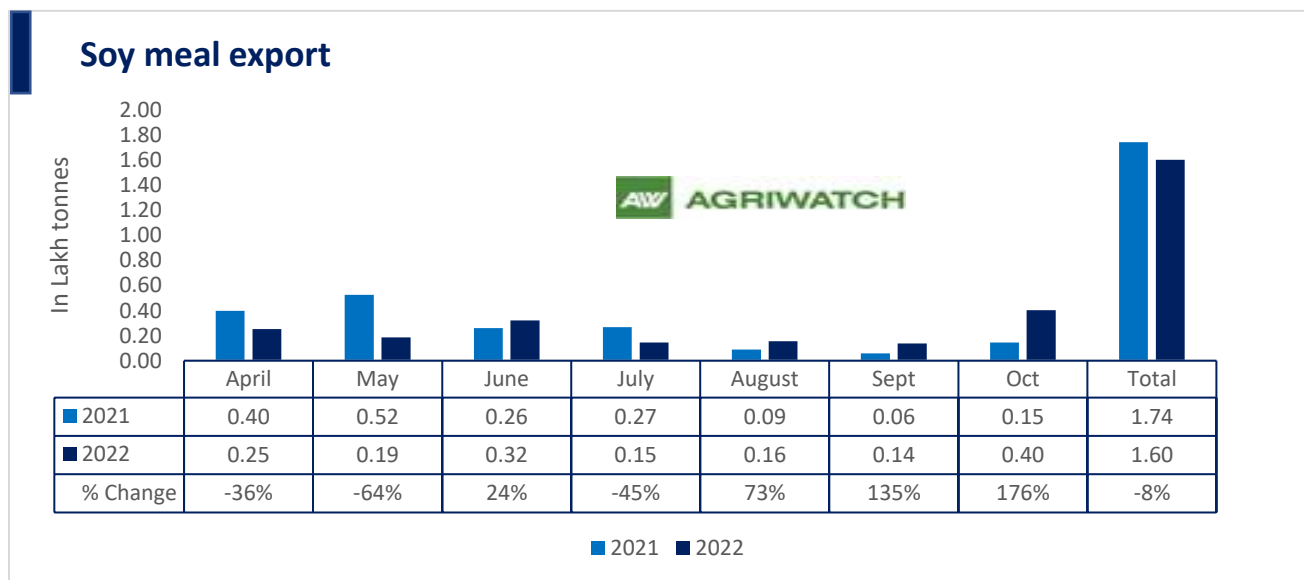


SOPA in its monthly update reported Soybean meal production in Oct'22 up by 24% to 6.43 Lakh tonnes, this compares with 5.19 Lakh tonnes previous year same period. Soymeal production went up in October as crush margin was in parity amid low soybean prices during the month as monthly average net crush margin rendered in Oct'22 at INR 283/MT which ushered up crushing pace.

10th Dec, 2022

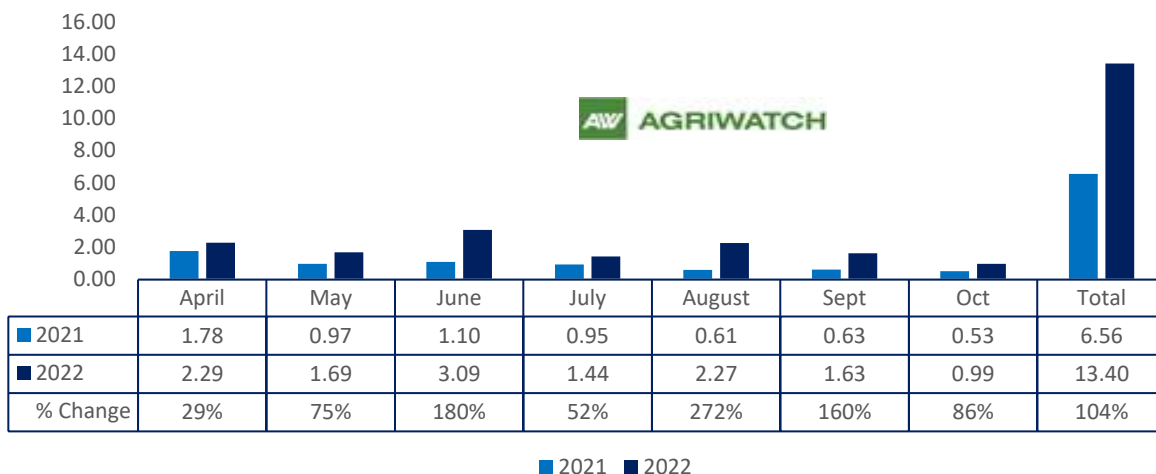


Total oil meal exports in April- Oct'22 went up by 38% to 20 Lakh tonnes vs 14 Lakh tonnes previous year same period. However, Soymeal exports up by 176% to 0.40 Lakh tonnes in Oct'22 Vs 0.15 Lakh tonnes previous month. Soymeal exports went up for the third straight month on good soymeal export demand from south east Asia tracking competitive prices in global markets. However, in April'22-Oct'22 soymeal exports are down by 8% to 1.60 Lakh tonnes as compared to 1.74 Lakh tonnes previous year same period.



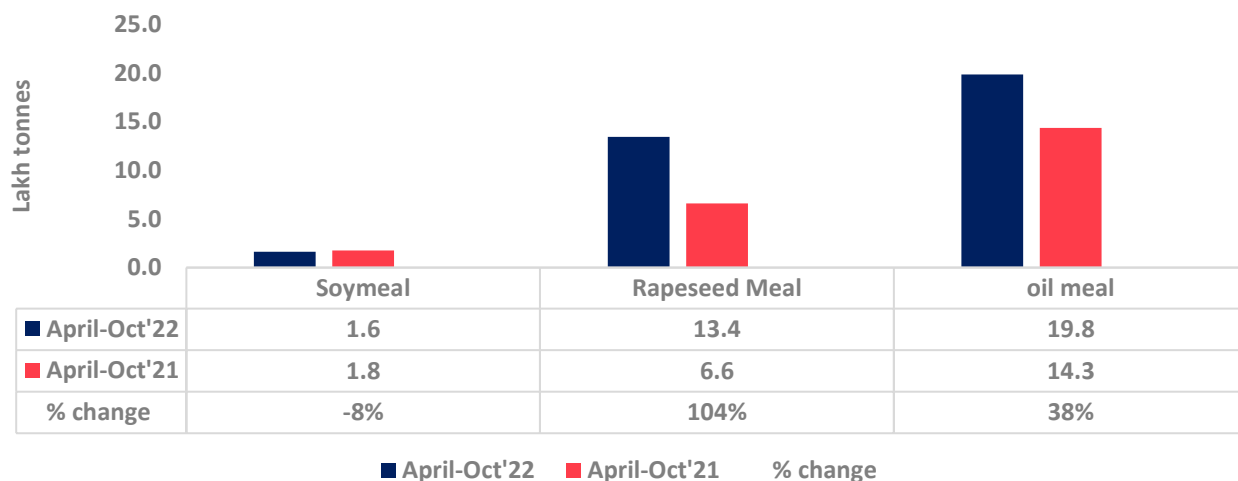
10th Dec, 2022

Rapeseed meal export



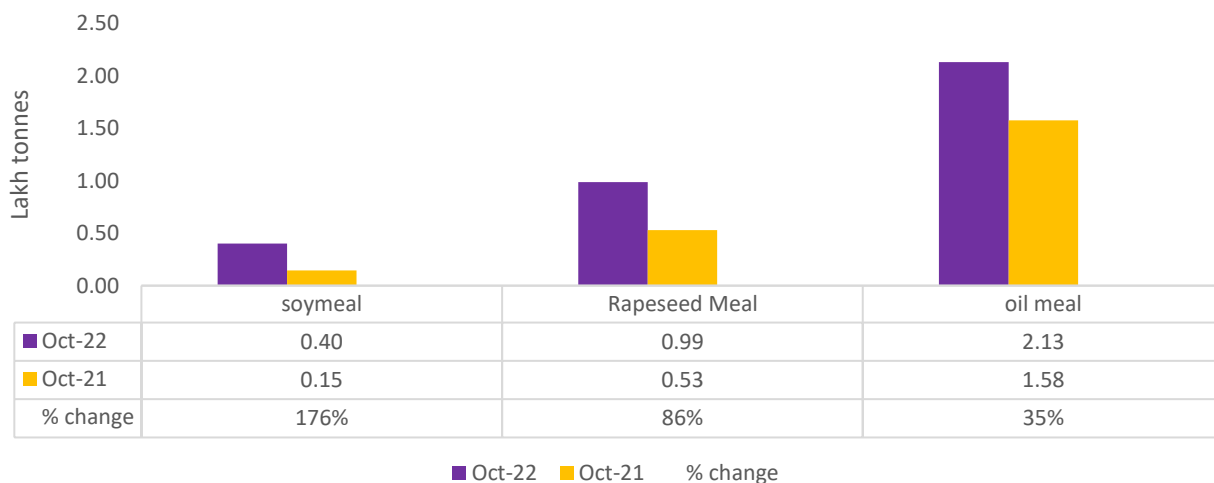
There is a significant jump in export of rapeseed meal in April'22-Oct'22 and reported at 13.40 Lakh tons compared to 6.56 Lakh tons previous year same period i.e., up by 104%. And in Oct'22 exports recorded up by 86% to 0.99 Lakh tonnes vs 0.53 Lakh tonnes in the previous year same period. Upon record crop of rapeseed and crushing resulted in the highest processing, availability of rapeseed meal and export. Currently India is the most competitive supplier of rapeseed meal to South Korea, Vietnam, Thailand and other Far East Countries. In Upcoming months too, we expect good exports amid firm demand from South east Asia.

Oil Meal Export April.'22-Oct'22



10th Dec, 2022

Soy meal Vs Rapeseed meal Vs Oil meal export (Oct'22)



Centres	Ex-factory rates (Rs/ton)			Parity To
	09-Dec-22	08-Dec-22	Change	
Indore - 45%, Jute Bag	41500	41500	Unch	Gujarat, MP
Kota - 45%, PP Bag	42500	43200	▼-700	Rajasthan, Del, Punjab, Haryana
Dhulia/Jalna - 45%, PP Bag	45000	44500	▲500	Mumbai, Maharashtra
Nagpur - 45%, PP Bag	43000	43000	Unch	Chattisgarh, Orissa, Bihar, Bangladesh, AP, Kar, TN
Nanded	44000	44000	Unch	Andhra, AP, Kar ,TN
Latur	45000	44500	▲500	-
Sangli	42500	42000	▲500	Local and South
Solapur	42500	42500	Unch	Local and South
Akola – 45%, PP Bag	42000	41500	▲500	Andhra, Chattisgarh, Orrisa,Jharkhand, WB
Hingoli	44500	44000	▲500	Andhra, Chattisgarh, Orrisa,Jharkhand, WB
Bundi	42200	43000	▼-800	-

Soy DOC at Ports			
Centers	Port Price		
	08-Dec-22	08-Dec-22	Change
Kandla (FOR) (INR/MT)	43000	43000	Unch
Kandla (FAS) (USD/MT)	535	535	Unch
CNF Indonesia – Yellow SBM (USD/MT)	565	565	Unch

Rapeseed Meal	08-Dec-22	08-Dec-22	Change
FAS Kandla (USD/MT)	257	257	Unch
FOR Kandla (Rs/MT)	20300	20300	Unch
FOR Mundra (Rs/MT)	NA	NA	-
CNF Indonesia (USD/MT)	283	283	Unch

Sunflower (DOC) Rates	Ex-factory rates (Rs/ton)
-----------------------	---------------------------

10th Dec, 2022

Centers	09-Dec-22	08-Dec-22	Change
Adoni	35000	35000	Unch
Khamgaon	NA	NA	-
Parli	NA	NA	-
Latur	34000	34000	Unch

Groundnut Meal (Rs/MT)	09-Dec-22	08-Dec-22	Change
Basis 45%, Saurashtra	31500	31000	▲ 500
Basis 40%, Saurashtra	28500	28000	▲ 500
GN Cake, Gondal	35000	34000	▲ 1000

Mustard DOC	09-Dec-22	08-Dec-22	Change
Jaipur (Plant delivery)	19500	19700	▼ -200
Kandla (FOR Rs/MT)	20200	20200	Unch

Mumbai Oil Meal Quotes:			
Rs/M.T.	09-Dec-22	08-Dec-22	Change
G.N. Extr (45%)	31000	31000	Unch
Kardi Extr	NA	NA	-
Undec Cottonseed Exp	32000	32000	Unch
Rice Bran Extr.	NA	NA	-
Sunflower Extr.	29000	29000	Unch
Rapeseed Extr.	NA	NA	-
Soymeal 48%	44609	43565	▲ 1044
Castor Extr.	12250	12250	Unch

Disclaimer

The information and opinions contained in the document have been compiled from sources believed to be reliable. The company does not warrant its accuracy, completeness and correctness. Use of data and information contained in this report is at your own risk. This document is not, and should not be construed as, an offer to sell or solicitation to buy any commodities. This document may not be reproduced, distributed or published, in whole or in part, by any recipient hereof for any purpose without prior permission from the Company. IASL and its affiliates and/or their officers, directors and employees may have positions in any commodities mentioned in this document (or in any related investment) and may from time to time add to or dispose of any such commodities (or investment). Please see the detailed disclaimer at <http://www.agriwatch.com/disclaimer.php> © 2022 Indian Agribusiness Systems Limited