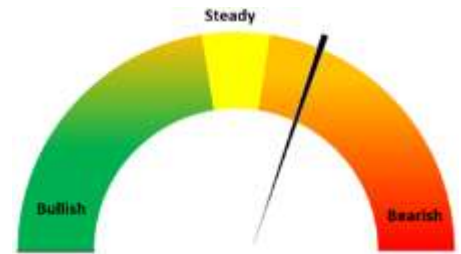


15th Dec, 2022

### Soy Meal Fundamentals:

**Todays Update-** Soymeal Indore prices declined by 1.2% to 41,000/MT amid revive in export demand. Soymeal prices in the domestic market are expected to trade rangebound in the range of 38,000-45,000 in near term tracking revive in soy meal export demand.



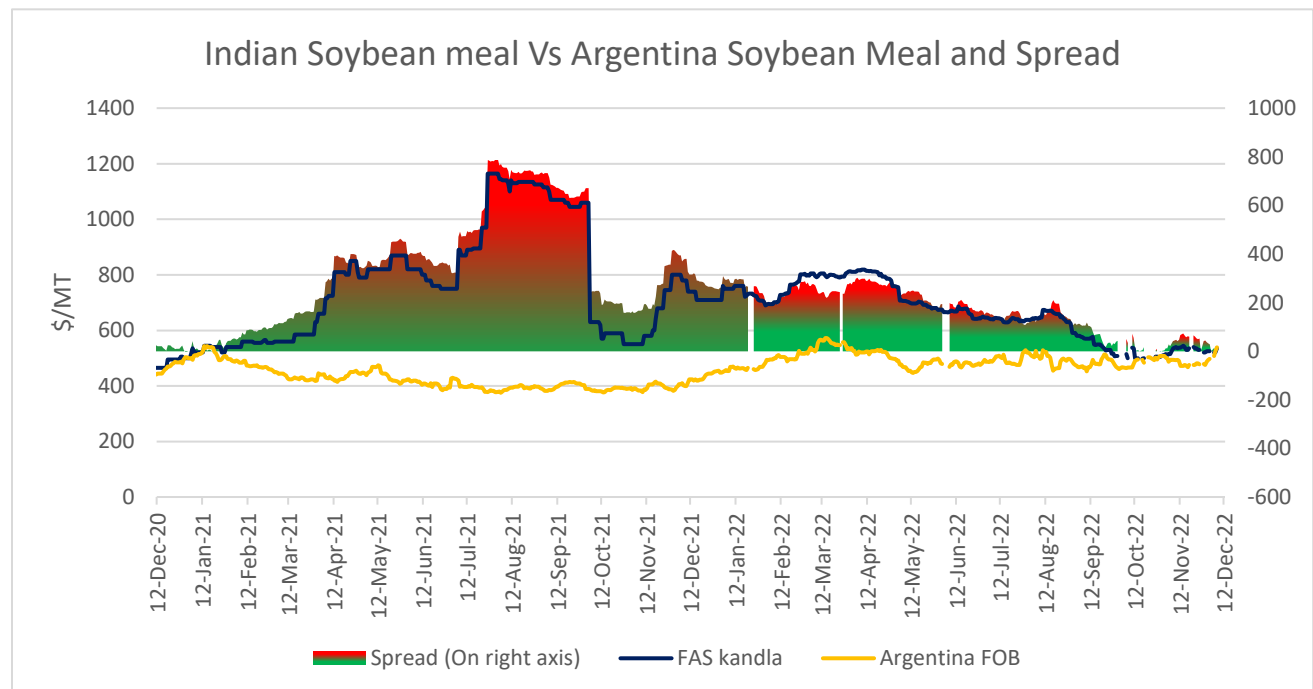
### November 2022 Soybean Meal Export Prices

	U.S. Gulf FOB	Argentina Up River FOB	Brazil Paranagua FOB
<b>November Avg Price</b>	<b>\$500/ton</b>	<b>\$482/ton</b>	<b>\$475/ton</b>
<b>Change vs October</b>	<b>+ \$3/ton</b>	<b>- \$4/ton</b>	<b>- \$16/ton</b>

Source: International Grains Council. All prices are FOB: U.S. Gulf, Argentina Up River, and Brazil Paranagua.

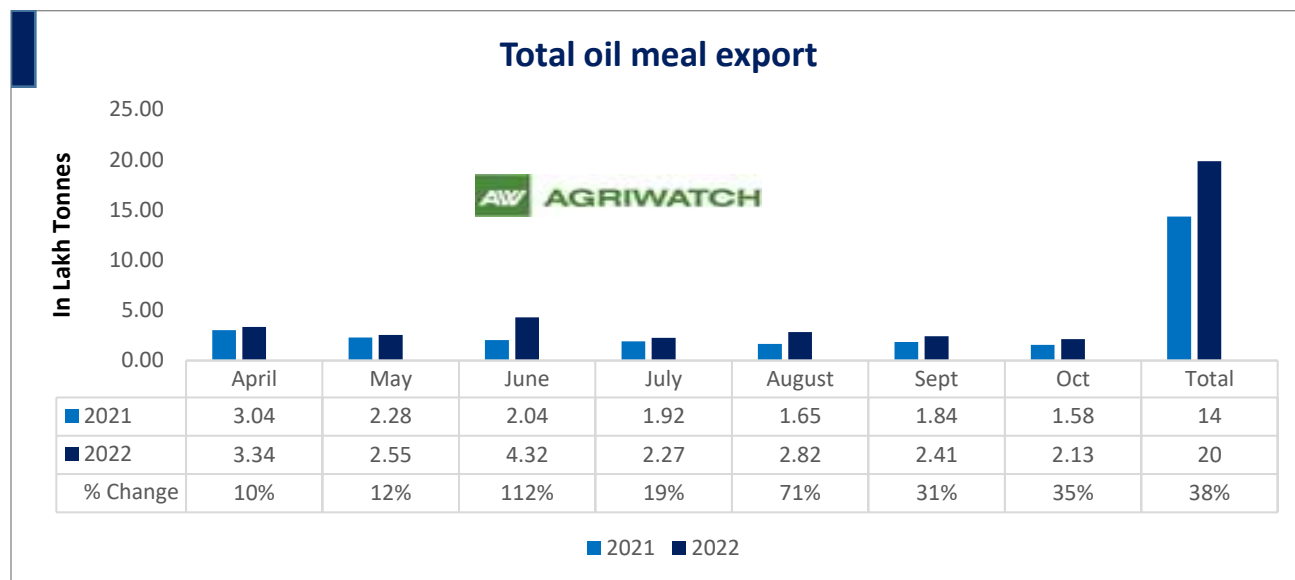
Soybean meal in South America saw weaker average prices in November. The premium for U.S. soybean meal compared to South American widened slightly this month with U.S. prices increasing modestly, mostly driven by strong domestic disappearance. Soybean meal prices began to rally at the beginning of December on rising concerns about potential crop losses in Argentina which would lead to reduced soybean crush and lower exportable supplies and the announcement of a lower-than-expected U.S. biofuel blending proposal.

Currently, Indian Soymeal FOB prices trading at \$535/MT, Argentina Soymeal FOB prices trading at \$539/MT and spread stands at \$-4/MT. Decline in Argentine soymeal prices has led to a squeeze in spread. Upon squeeze in spread Indian soymeal export demand is rising and so the prices are improving.

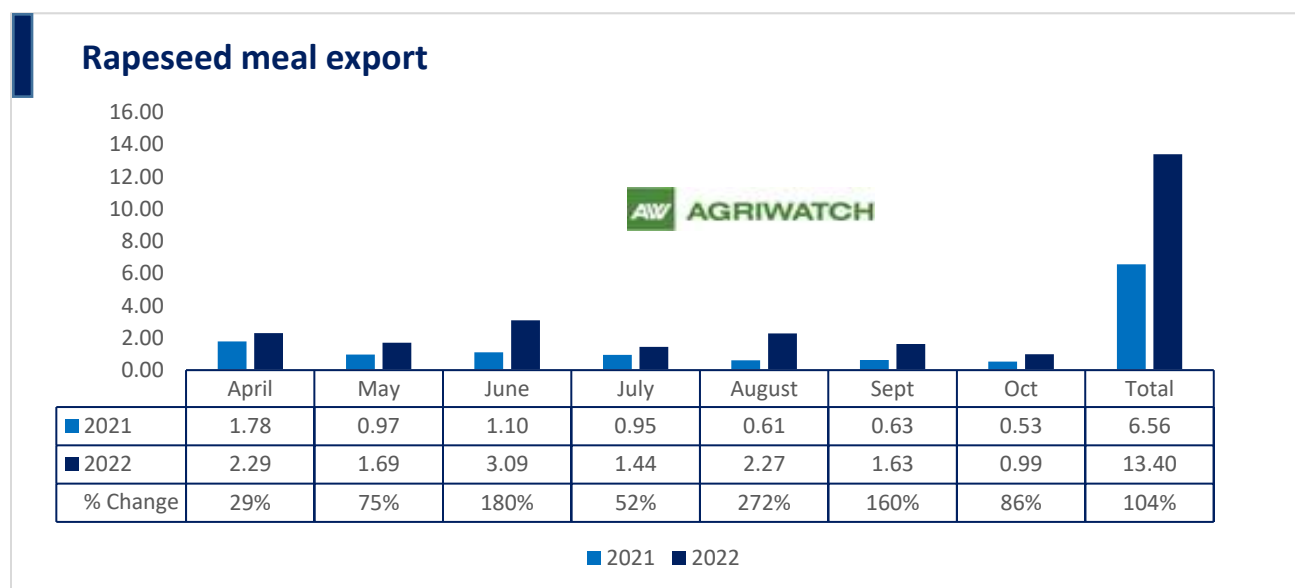


15th Dec, 2022

SOPA in its monthly update reported Soybean meal production in Oct'22 up by 24% to 6.43 Lakh tonnes, this compares with 5.19 Lakh tonnes previous year same period. Soymeal production went up in October as crush margin was in parity amid low soybean prices during the month as monthly average net crush margin rendered in Oct'22 at INR 283/MT which ushered up crushing pace.



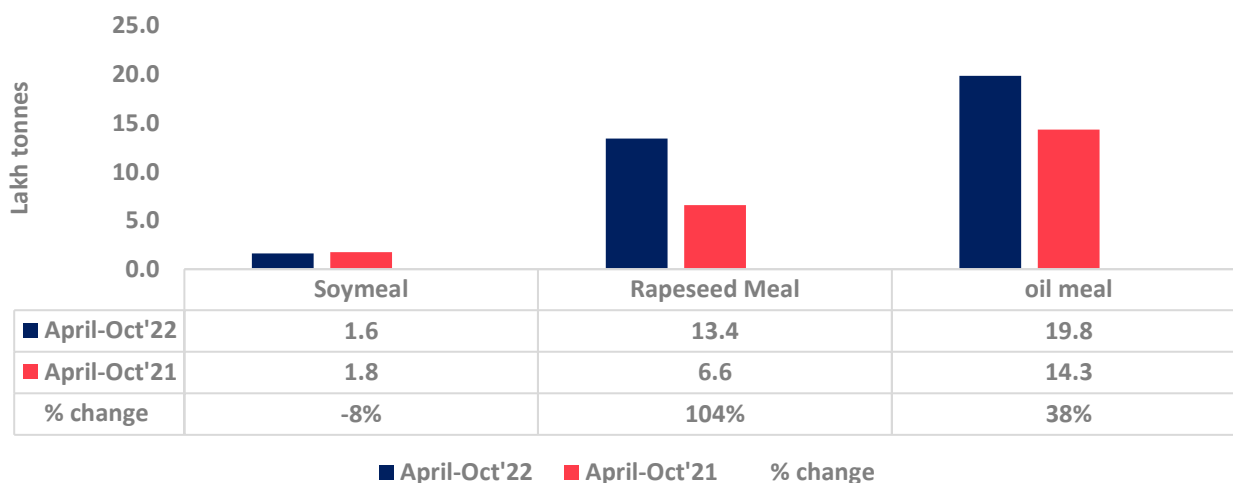
Total oil meal exports in April- Oct'22 went up by 38% to 20 Lakh tonnes vs 14 Lakh tonnes previous year same period. However, Soymeal exports up by 176% to 0.40 Lakh tonnes in Oct'22 Vs 0.15 Lakh tonnes previous month. Soymeal exports went up for the third straight month on good soymeal export demand from south east Asia tracking competitive prices in global markets. However, in April'22-Oct'22 soymeal exports are down by 8% to 1.60 Lakh tonnes as compared to 1.74 Lakh tonnes previous year same period.



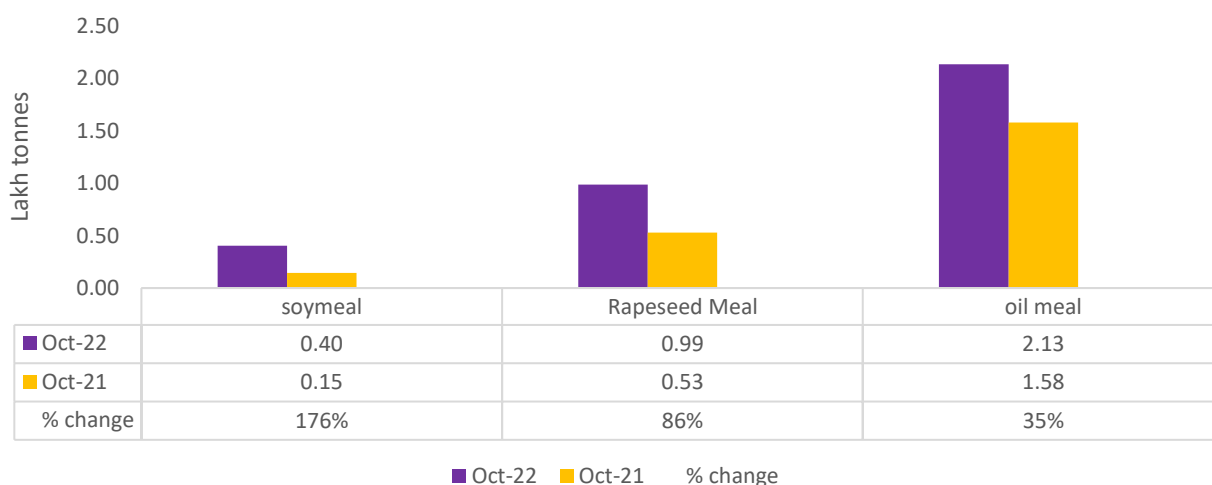
15th Dec, 2022

There is a significant jump in export of rapeseed meal in April'22-Oct'22 and reported at 13.40 Lakh tons compared to 6.56 Lakh tons previous year same period i.e., up by 104%. And in Oct'22 exports recorded up by 86% to 0.99 Lakh tonnes vs 0.53 Lakh tonnes in the previous year same period. Upon record crop of rapeseed and crushing resulted in the highest processing, availability of rapeseed meal and export. Currently India is the most competitive supplier of rapeseed meal to South Korea, Vietnam, Thailand and other Far East Countries. In Upcoming months too, we expect good exports amid firm demand from South east Asia.

### Oil Meal Export April.'22-Oct'22



### Soy meal Vs Rapeseed meal Vs Oil meal export (Oct'22)



15th Dec, 2022

Centres	Ex-factory rates (Rs/ton)			Parity To
	14-Dec-22	13-Dec-22	Change	
Indore - 45%, Jute Bag	41000	41500	▼-500	Gujarat, MP
Kota - 45%, PP Bag	43500	43500	Unch	Rajasthan, Del, Punjab, Haryana
Dhulia/Jalna - 45%, PP Bag	45500	45500	Unch	Mumbai, Maharashtra
Nagpur - 45%, PP Bag	44000	43500	▲500	Chattisgarh, Orissa, Bihar, Bangladesh, AP, Kar, TN
Nanded	45000	44500	▲500	Andhra, AP, Kar, TN
Latur	45000	45000	Unch	-
Sangli	42800	43000	▼-200	Local and South
Solapur	42500	42500	Unch	Local and South
Akola – 45%, PP Bag	42500	42500	Unch	Andhra, Chattisgarh, Orissa, Jharkhand, WB
Hingoli	45000	45000	Unch	Andhra, Chattisgarh, Orissa, Jharkhand, WB
Bundi	43300	43300	Unch	-

Soy DOC at Ports			
Centers	Port Price		
	13-Dec-22	13-Dec-22	Change
Kandla (FOR) (INR/MT)	43000	43000	Unch
Kandla (FAS) (USD/MT)	340	340	Unch
CNF Indonesia – Yellow SBM (USD/MT)	573	573	Unch

Rapeseed Meal	13-Dec-22	13-Dec-22	Change
FAS Kandla (USD/MT)	260	260	Unch
FOR Kandla (Rs/MT)	20400	20400	Unch
FOR Mundra (Rs/MT)	NA	NA	-
CNF Indonesia (USD/MT)	285	285	Unch

International Soy DOC			
Argentina FOB USD/MT	13-Dec-22	13-Dec-22	Change

15th Dec, 2022

Soybean Pellets	540	540	Unch
Soybean Cake Flour	540	540	Unch
Soya Meal	NR	NR	-
Soy Expellers	NR	NR	-

Sunflower (DOC) Rates	Ex-factory rates (Rs/ton)		
Centers	14-Dec-22	13-Dec-22	Change
Adoni	35000	35000	Unch
Khamgaon	NA	NA	-
Parli	NA	NA	-
Latur	NA	NA	-

Groundnut Meal (Rs/MT)	14-Dec-22	13-Dec-22	Change
Basis 45%, Saurashtra	32000	32000	Unch
Basis 40%, Saurashtra	28500	29000	▼-500
GN Cake, Gondal	35000	35000	Unch

Mustard DOC	14-Dec-22	13-Dec-22	Change
Jaipur (Plant delivery)	19700	20000	▼-300
Kandla (FOR Rs/MT)	20300	20300	Unch

Mumbai Oil Meal Quotes:			
Rs/M.T.	14-Dec-22	13-Dec-22	Change
G.N. Extr (45%)	32000	32000	Unch
Kardi Extr	NA	NA	-
Undec Cottonseed Exp	33000	33000	Unch
Rice Bran Extr.	NA	NA	-
Sunflower Extr.	29000	29000	Unch
Rapeseed Extr.	NA	NA	-
Soymeal 48%	43826	43826	Unch
Castor Extr.	11650	11650	Unch

**Disclaimer**

The information and opinions contained in the document have been compiled from sources believed to be reliable. The company does not warrant its accuracy, completeness and correctness. Use of data and information contained in this report is at your own risk. This document is not, and should not be construed as, an offer to sell or solicitation to buy any commodities. This document may not be reproduced, distributed or published, in whole or in part, by any recipient hereof for any purpose without prior permission from the Company. IASL and its affiliates and/or their officers, directors and employees may have positions in any commodities mentioned in this document (or in any related investment) and may from time to time add to or dispose of any such commodities (or investment). Please see the detailed disclaimer at <http://www.agriwatch.com/disclaimer.php> © 2022 Indian Agribusiness Systems Limited