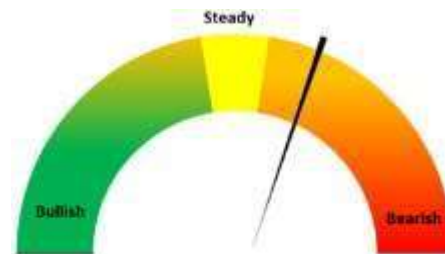
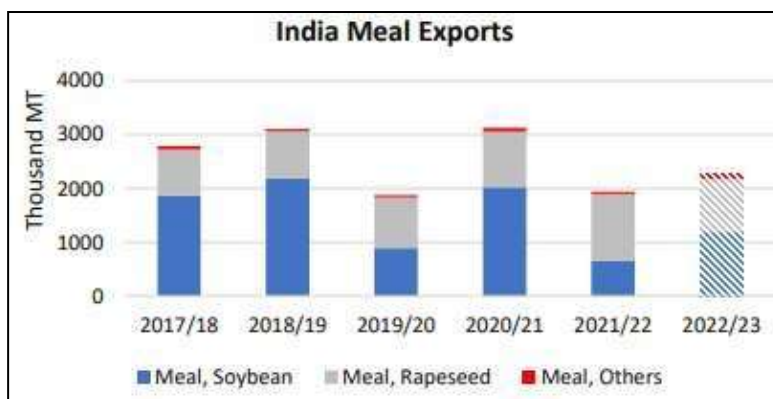


**04th Jan, 2023**
**Soy Meal Fundamentals:**

**Today's Update-** Soymeal Indore prices went up by 1.2% at Rs. 43,000/MT as compared to previous day at 42,000/MT. Soymeal prices in the domestic market are expected to trade range bound in the range of 40,000-45,000 in near term tracking revival of soy meal export demand.



As per USDA latest report, India's 2022/23 meal imports are forecast to decline and remain lower than the 5-year average as domestic supplies are now trading at a discount to major global supplies. Also, the additional TRQ for soybean meal imports ended September 30 with no indication of extension. The lower prices will raise India soybean meal exports in 2022/23 by 65 percent compared to the previous year, putting them slightly below the 5-year average.

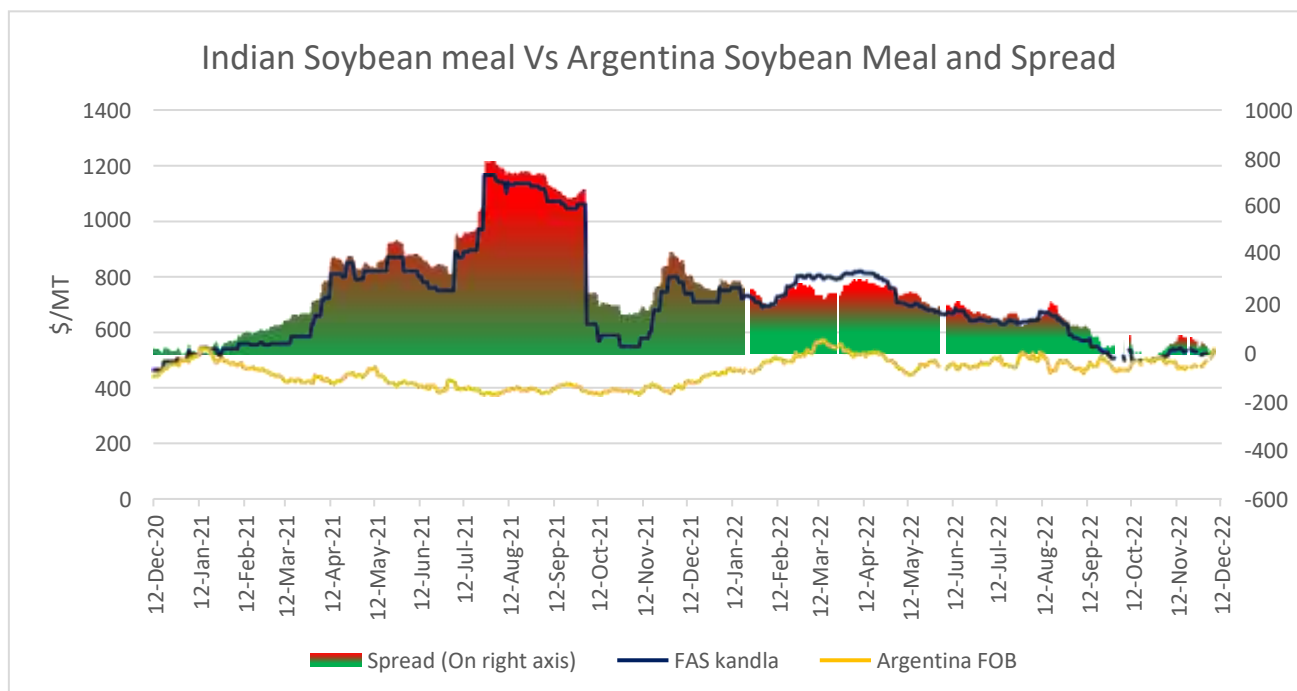

**November 2022 Soybean Meal Export Prices**

	U.S. Gulf FOB	Argentina Up River FOB	Brazil Paranagua FOB
<b>November Avg Price</b>	<b>\$500/ton</b>	<b>\$482/ton</b>	<b>\$475/ton</b>
<b>Change vs October</b>	<b>+ \$3/ton</b>	<b>- \$4/ton</b>	<b>- \$16/ton</b>

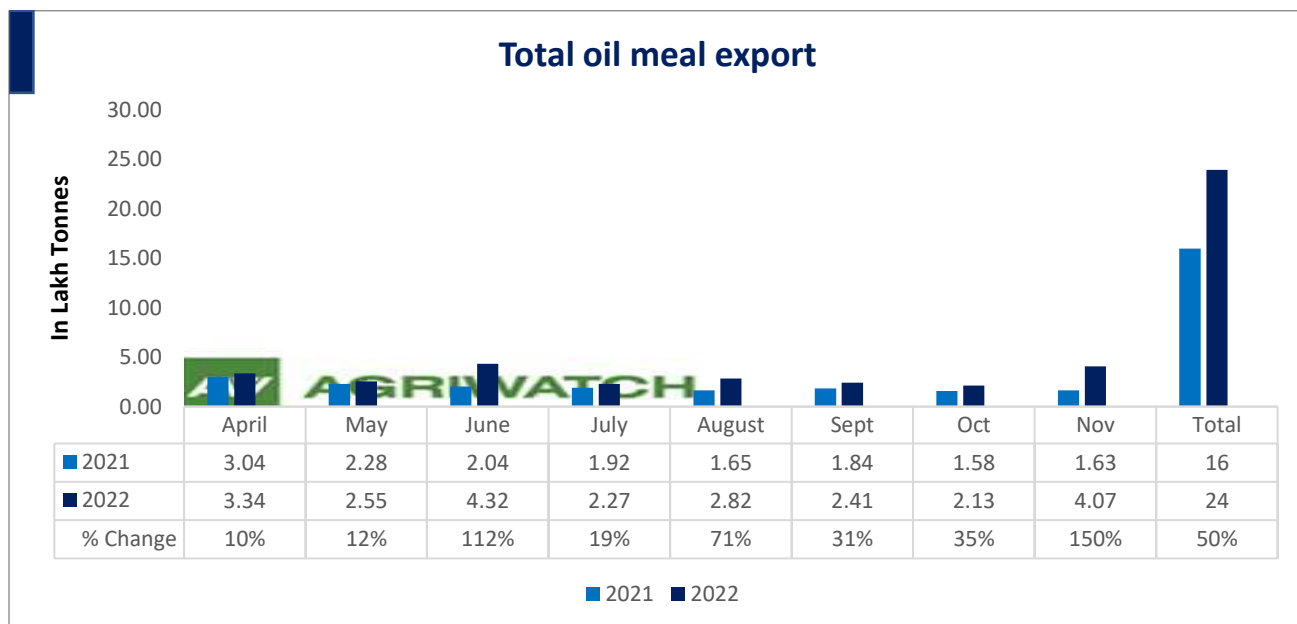
Source: International Grains Council. All prices are FOB: U.S. Gulf, Argentina Up River, and Brazil Paranagua.

Soybean meal in South America saw weaker average prices in November. The premium for U.S. soybean meal compared to South American widened slightly this month with U.S. prices increasing modestly, mostly driven by strong domestic disappearance. Soybean meal prices began to rally at the beginning of December on rising concerns about potential crop losses in Argentina which would lead to reduced soybean crush and lower exportable supplies and the announcement of a lower-than-expected U.S. biofuel blending proposal.

Currently, Indian Soymeal FOB prices trading at \$535/MT, Argentina Soymeal FOB prices trading at \$539/MT and spread stands at \$-4/MT. Decline in Argentine soymeal prices has led to a squeeze in spread. Upon squeeze in spread Indian soymeal export demand is rising and so the prices are improving.



SOPA in its monthly update reported Soybean meal production in Oct'22 up by 24% to 6.43 Lakh tonnes, this compares with 5.19 Lakh tonnes previous year same period. Soymeal production went up in October as crush margin was in parity amid low soybean prices during the month as monthly average net crush margin rendered in Oct'22 at INR 283/MT which ushered up crushing pace.

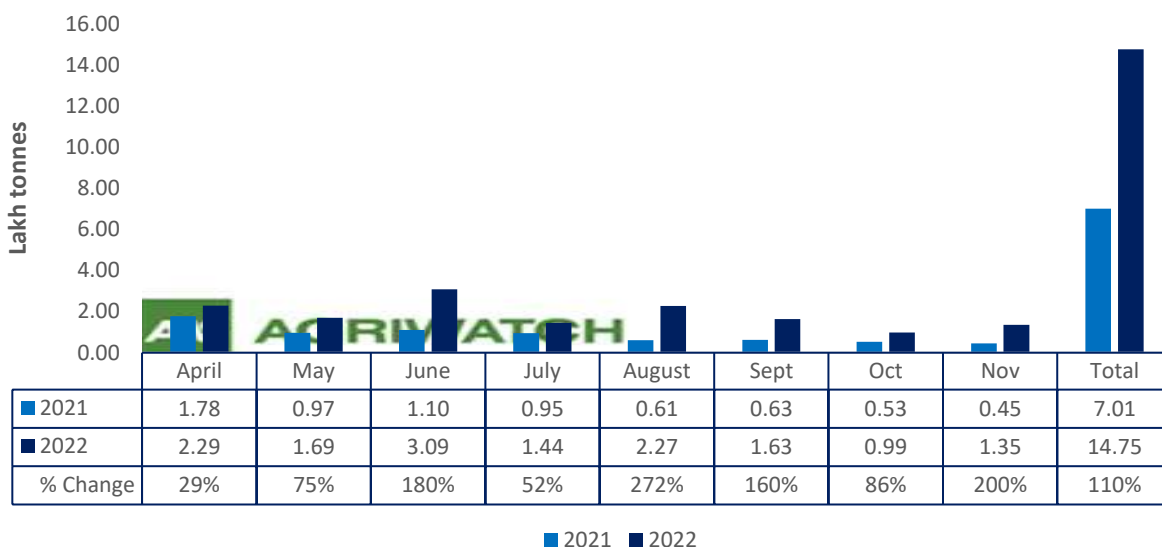


Total oil meal exports in April- Nov'22 went up by 50% to 23.9 Lakh tonnes vs 16 Lakh tonnes previous year same period. However, Soymeal exports up by 282% to 1.64 Lakh tonnes in Nov'22 Vs 0.43 Lakh tonnes previous month. Soymeal exports went up for the third straight month on good soymeal export demand from south

**04th Jan, 2023**

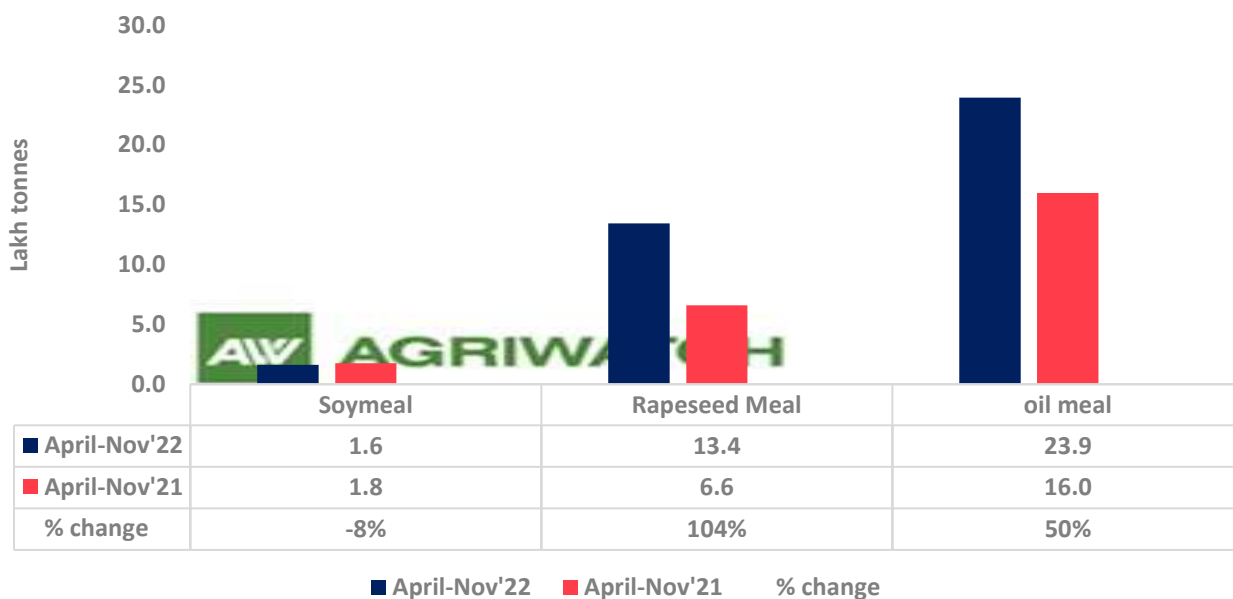
east Asia tracking competitive prices in global markets. However, in April'22-Oct'22 soymeal exports are down by 8% to 1.60 Lakh tonnes as compared to 1.74 Lakh tonnes previous year same period.

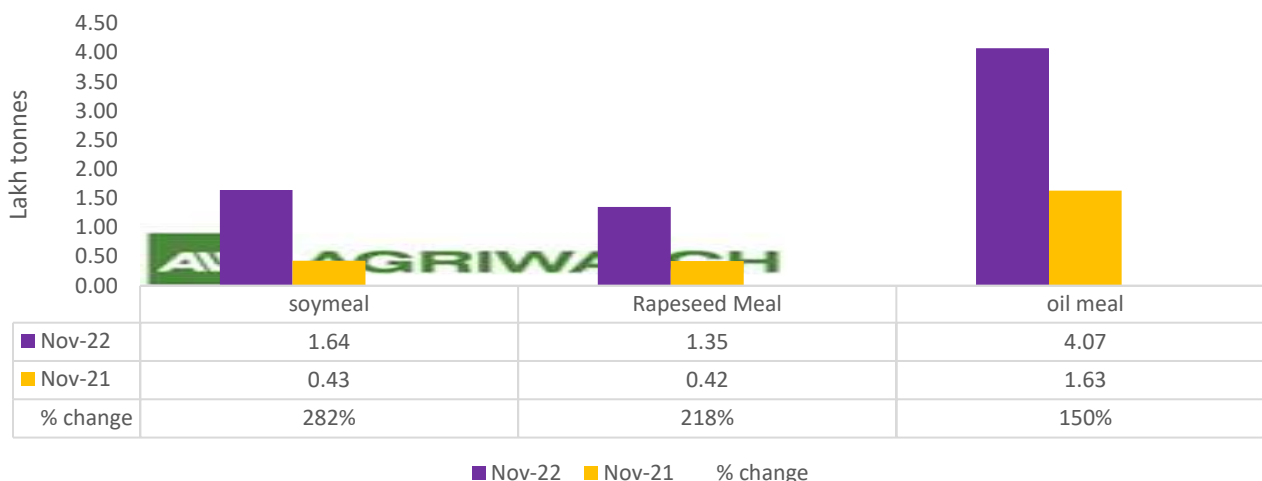
### Rapeseed meal export



There is a significant jump in export of rapeseed meal in April'22-Nov'22 and reported at 14.75 Lakh tons compared to 7.01 Lakh tons previous year same period i.e., up by 110%. And in Nov'22 exports recorded up by 200% to 1.35 Lakh tonnes vs 0.45 Lakh tonnes in the previous year same period. Upon record crop of rapeseed and crushing resulted in the highest processing, availability of rapeseed meal and export. Currently India is the most competitive supplier of rapeseed meal to South Korea, Vietnam, Thailand and other Far East Countries. In Upcoming months too, we expect good exports amid firm demand from South east Asia.

### Oil Meal Export April.'22-Nov'22



**Soy meal Vs Rapeseed meal Vs Oil meal export (Oct'22)**


Centres	Ex-factory rates (Rs/ton)			Parity To
	03-Jan-23	02-Jan-23	Change	
Indore - 45%, Jute Bag	43000	42500	▲ 500	Gujarat, MP
Kota - 45%, PP Bag	44500	44000	▲ 500	Rajasthan, Del, Punjab, Haryana
Dhulia/Jalna - 45%, PP Bag	45000	45000	Unch	Mumbai, Maharashtra
Nagpur - 45%, PP Bag	43000	43000	Unch	Chattisgarh, Orissa, Bihar, Bangladesh, AP, Kar, TN
Nanded	45000	45000	Unch	Andhra, AP, Kar ,TN
Latur	44500	44500	Unch	-
Sangli	42500	42000	▲ 500	Local and South
Solapur	46000	46000	Unch	Local and South
Akola – 45%, PP Bag	43000	43000	Unch	Andhra, Chattisgarh, Orrisa,Jharkhand, WB
Hingoli	44500	44500	Unch	Andhra, Chattisgarh, Orrisa,Jharkhand, WB
Bundi	44300	43800	▲ 500	-

Soy DOC at Ports			
Centers	Port Price		
	02-Jan-23	02-Jan-23	Change
Kandla (FOR) (INR/MT)	45000	45000	Unch
Kandla (FAS) (USD/MT)	555	555	Unch
CNF Indonesia – Yellow SBM (USD/MT)	582	582	Unch

Rapeseed Meal	02-Jan-23	02-Jan-23	Change
---------------	-----------	-----------	--------

04th Jan, 2023

FAS Kandla (USD/MT)	260	260	Unch
FOR Kandla (Rs/MT)	20800	20800	Unch
FOR Mundra (Rs/MT)	NA	NA	-
CNF Indonesia (USD/MT)	287	287	Unch

International Soy DOC			
Argentina FOB USD/MT	02-Jan-23	02-Jan-23	Change
Soybean Pellets	567	567	Unch
Soybean Cake Flour	567	567	Unch
Soya Meal	NR	NR	-
Soy Expellers	NR	NR	-

Sunflower (DOC) Rates	Ex-factory rates (Rs/ton)		
Centers	03-Jan-23	02-Jan-23	Change
Adoni	38000	37000	▲ 1000
Khamgaon	NA	NA	-
Parli	NA	NA	-
Latur	NA	NA	-

Groundnut Meal (Rs/MT)	03-Jan-23	02-Jan-23	Change
Basis 45%, Saurashtra	32000	31500	▲ 500
Basis 40%, Saurashtra	29000	28500	▲ 500
GN Cake, Gondal	34000	33500	▲ 500

Mustard DOC	03-Jan-23	02-Jan-23	Change
Jaipur (Plant delivery)	19500	19500	Unch
Kandla (FOR Rs/MT)	20500	20500	Unch

Mumbai Oil Meal Quotes:			
Rs/M.T.	03-Jan-23	02-Jan-23	Change
G.N. Extr (45%)	32000	31000	▲ 1000
Kardi Extr	NA	NA	-
Undec Cottonseed Exp	34000	33500	▲ 500
Rice Bran Extr.	NA	NA	-
Sunflower Extr.	30000	30000	Unch
Rapeseed Extr.	NA	NA	-
Soymeal 48%	45130	44870	▲ 260
Castor Extr.	9950	9950	Unch

**Disclaimer**

The information and opinions contained in the document have been compiled from sources believed to be reliable. The company does not warrant its accuracy, completeness and correctness. Use of data and information contained in this report is at your own risk. This document is not, and should not be construed as, an offer to sell or solicitation to buy any commodities. This document may not be reproduced, distributed or published, in whole or in part, by any recipient hereof for any purpose without prior permission from the Company. IASL and its affiliates and/or their officers, directors and employees may have positions in any commodities mentioned in this document (or in any related investment) and may from time to time add to or dispose of any such commodities (or investment). Please see the detailed disclaimer at <http://www.agriwatch.com/disclaimer.php> © 2022 Indian Agribusiness Systems Limited