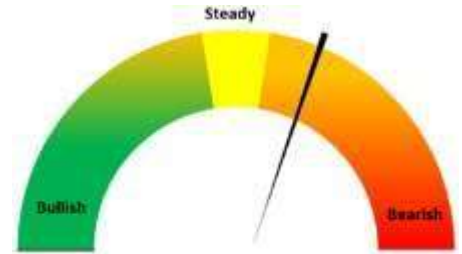
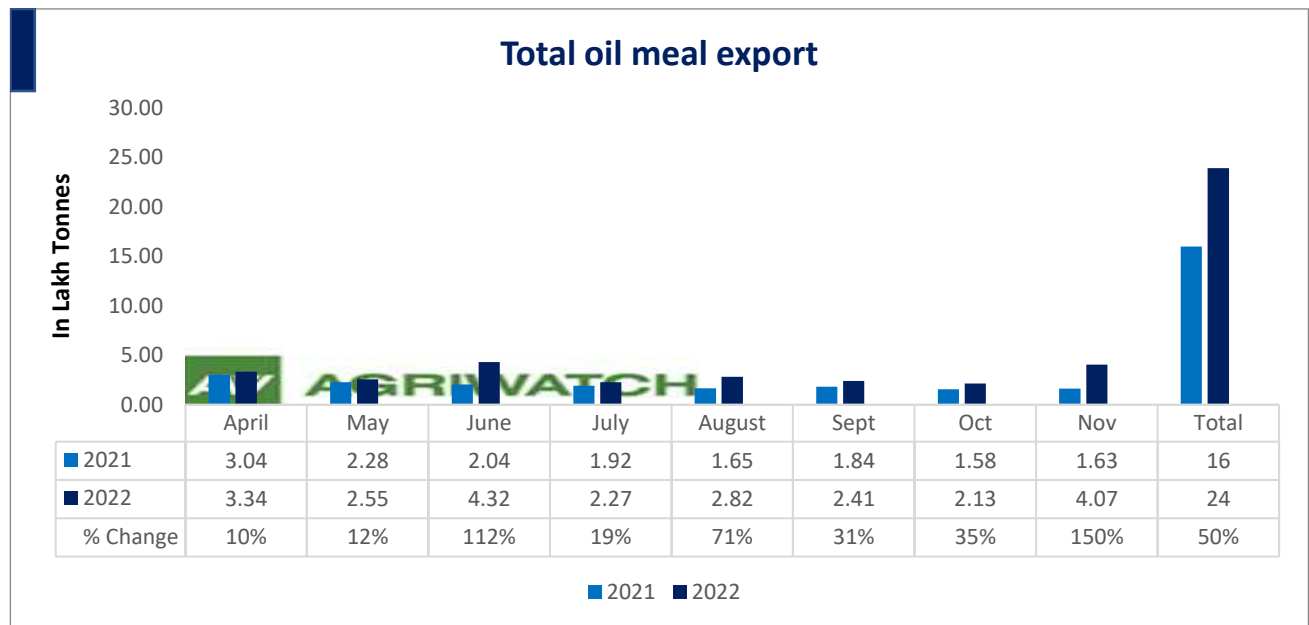


**11th Jan, 2023**
**Soy Meal Fundamentals:**

**Today's Update-** Soymeal Indore prices went marginally down by 0.7% to Rs. 42,500/MT as compared to previous day amid sluggish demand. In other markets Soymeal traded with steady bias amid weak demand. Soymeal prices in the domestic market are expected to trade range bound in the range of 40,000-45,000 in near term tracking revival of soy meal export demand.

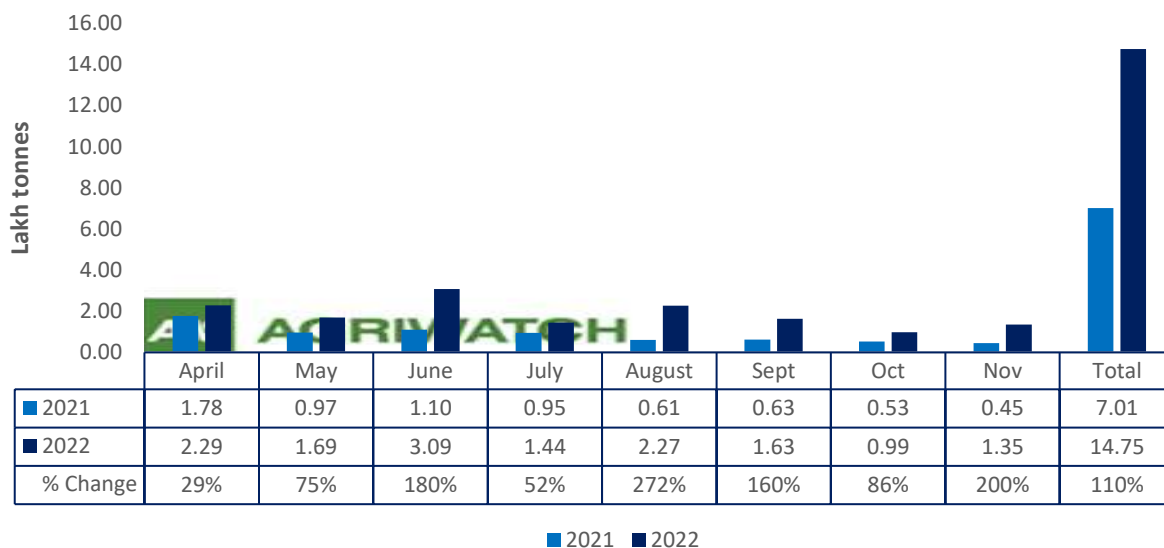


SOPA in its monthly update reported Soybean meal production in Oct'22 up by 24% to 6.43 Lakh tonnes, this compares with 5.19 Lakh tonnes previous year same period. Soymeal production went up in October as crush margin was in parity amid low soybean prices during the month as monthly average net crush margin rendered in Oct'22 at INR 283/MT which ushered up crushing pace.



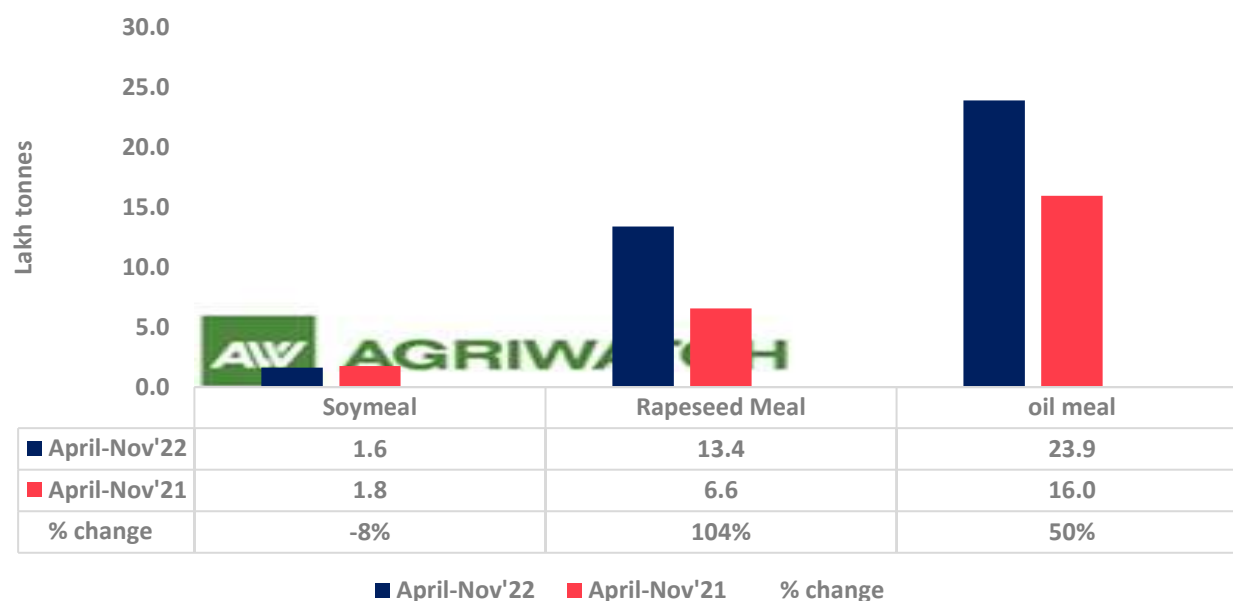
Total oil meal exports in April- Nov'22 went up by 50% to 23.9 Lakh tonnes vs 16 Lakh tonnes previous year same period. However, Soymeal exports up by 282% to 1.64 Lakh tonnes in Nov'22 Vs 0.43 Lakh tonnes previous month. Soymeal exports went up for the third straight month on good soymeal export demand from south east Asia tracking competitive prices in global markets. However, in April'22-Oct'22 soymeal exports are down by 8% to 1.60 Lakh tonnes as compared to 1.74 Lakh tonnes previous year same period.

### Rapeseed meal export

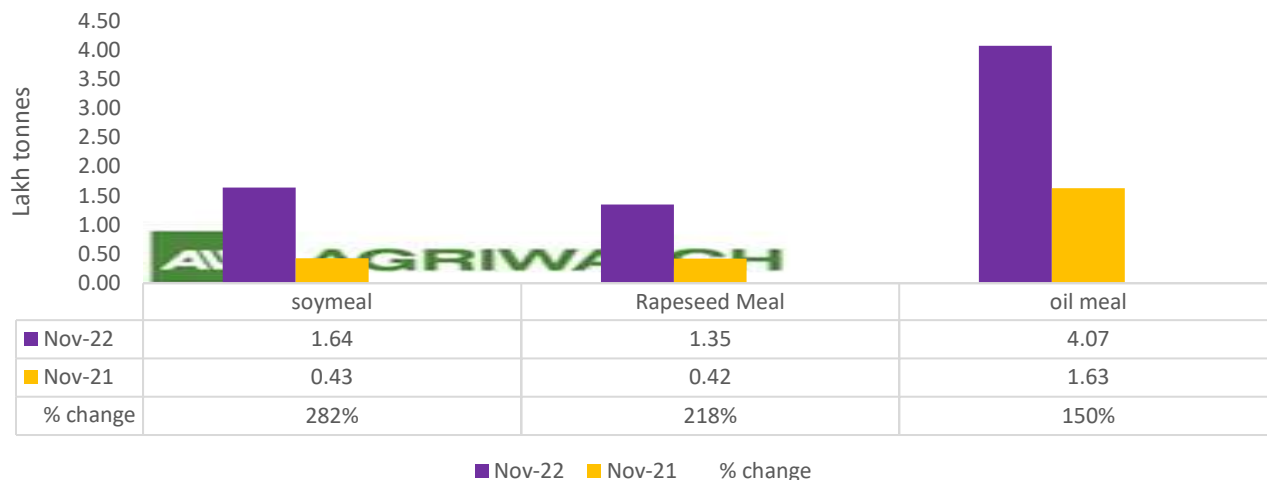


There is a significant jump in export of rapeseed meal in April'22-Nov'22 and reported at 14.75 Lakh tons compared to 7.01 Lakh tons previous year same period i.e., up by 110%. And in Nov'22 exports recorded up by 200% to 1.35 Lakh tonnes vs 0.45 Lakh tonnes in the previous year same period. Upon record crop of rapeseed and crushing resulted in the highest processing, availability of rapeseed meal and export. Currently India is the most competitive supplier of rapeseed meal to South Korea, Vietnam, Thailand and other Far East Countries. In Upcoming months too, we expect good exports amid firm demand from South east Asia.

### Oil Meal Export April.'22-Nov'22



Soy meal Vs Rapeseed meal Vs Oil meal export (Oct'22)



Centres	Ex-factory rates (Rs/ton)			Parity To
	10-Jan-23	09-Jan-23	Change	
Indore - 45%, Jute Bag	42500	42800	▼-300	Gujarat, MP
Kota - 45%, PP Bag	43500	43500	Unch	Rajasthan, Del, Punjab, Haryana
Dhulia/Jalna - 45%, PP Bag	45000	45000	Unch	Mumbai, Maharashtra
Nagpur - 45%, PP Bag	44500	44500	Unch	Chattisgarh, Orissa, Bihar, Bangladesh, AP, Kar, TN
Nanded	45000	45000	Unch	Andhra, AP, Kar ,TN
Latur	44500	44500	Unch	-
Sangli	41800	41000	▲ 800	Local and South
Solapur	41000	41000	Unch	Local and South
Akola – 45%, PP Bag	43000	43000	Unch	Andhra, Chattisgarh, Orrisa, Jharkhand, WB
Hingoli	44500	44500	Unch	Andhra, Chattisgarh, Orrisa, Jharkhand, WB
Bundi	43300	43300	Unch	-

Soy DOC at Ports			
Centers	Port Price		
	09-Jan-23	09-Jan-23	Change
Kandla (FOR) (INR/MT)	44800	44800	Unch
Kandla (FAS) (USD/MT)	560	560	Unch
CNF Indonesia – Yellow SBM (USD/MT)	578	578	Unch

Rapeseed Meal	09-Jan-23	09-Jan-23	Change
FAS Kandla (USD/MT)	260	260	Unch
FOR Kandla (Rs/MT)	20400	20400	Unch
FOR Mundra (Rs/MT)	NA	NA	-
CNF Indonesia (USD/MT)	284	284	Unch

International Soy DOC			
Argentina FOB USD/MT	09-Jan-23	09-Jan-23	Change
Soybean Pellets	586	586	Unch
Soybean Cake Flour	586	586	Unch
Soya Meal	NR	NR	-
Soy Expellers	NR	NR	-

Sunflower (DOC) Rates	Ex-factory rates (Rs/ton)		
Centers	10-Jan-23	09-Jan-23	Change

**11th Jan, 2023**

Adoni	34000	34000	Unch
Khamgaon	NA	NA	-
Parli	NA	NA	-
Latur	NA	NA	-

Groundnut Meal (Rs/MT)	10-Jan-23	09-Jan-23	Change
Basis 45%, Saurashtra	33000	33000	Unch
Basis 40%, Saurashtra	30000	30000	Unch
GN Cake, Gondal	35000	35000	Unch

Mustard DOC	10-Jan-23	09-Jan-23	Change
Jaipur (Plant delivery)	19300	19300	Unch
Kandla (FOR Rs/MT)	20300	20600	▼-300

Mumbai Oil Meal Quotes:			
Rs/M.T.	10-Jan-23	09-Jan-23	Change
G.N. Extr (45%)	32000	32500	▼-500
Kardi Extr	NA	NA	-
Undec Cottonseed Exp	35000	35500	▼-500
Rice Bran Extr.	NA	NA	-
Sunflower Extr.	28000	28000	Unch
Rapeseed Extr.	NA	NA	-
Soymeal 48%	44870	44870	Unch
Castor Extr.	9450	9650	▼-200

**Disclaimer**

The information and opinions contained in the document have been compiled from sources believed to be reliable. The company does not warrant its accuracy, completeness and correctness. Use of data and information contained in this report is at your own risk. This document is not, and should not be construed as, an offer to sell or solicitation to buy any commodities. This document may not be reproduced, distributed or published, in whole or in part, by any recipient hereof for any purpose without prior permission from the Company. IASL and its affiliates and/or their officers, directors and employees may have positions in any commodities mentioned in this document (or in any related investment) and may from time to time add to or dispose of any such commodities (or investment). Please see the detailed disclaimer at <http://www.agriwatch.com/disclaimer.php> © 2023 Indian Agribusiness Systems Limited