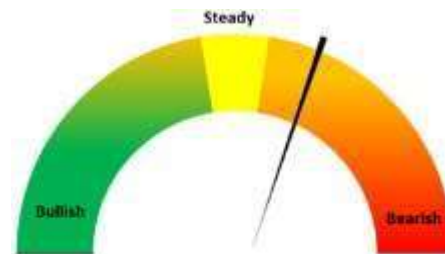
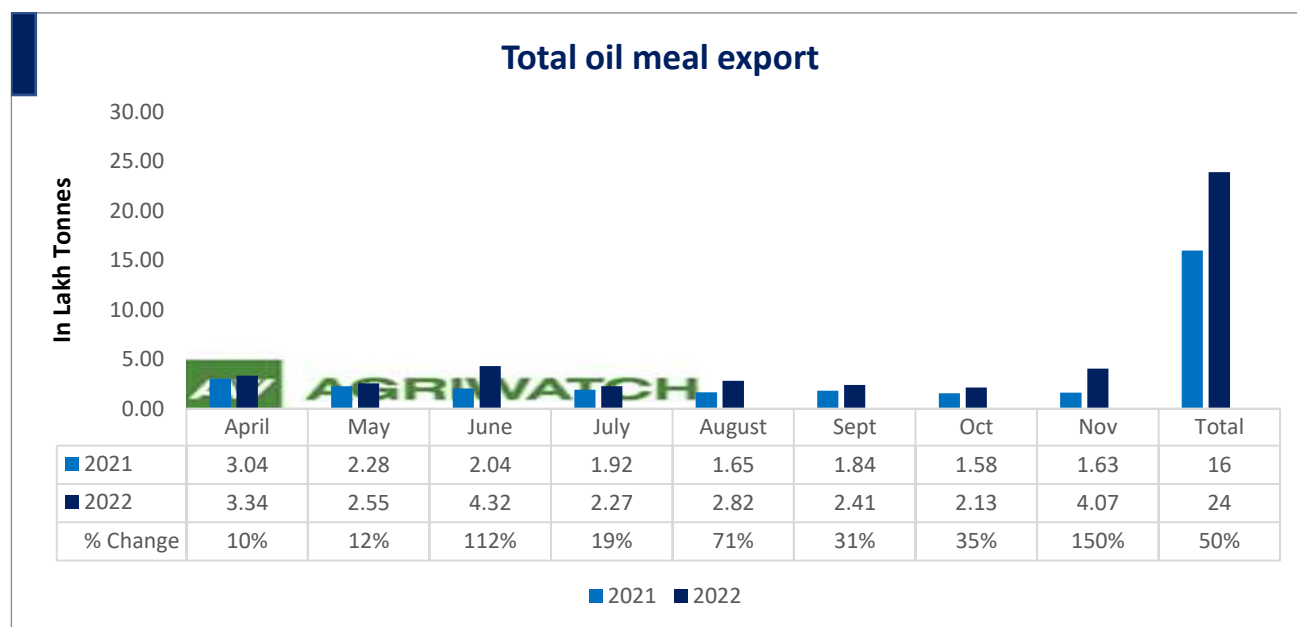


17th Jan, 2023
Soy Meal Fundamentals:

Today's Update- Soymeal Indore prices went marginally down by 0.5% to Rs. 42,500/MT as compared to previous day amid subdued trading activities due to festivals. In other markets Soymeal traded with steady bias amid weak demand. Soymeal prices in the domestic market are expected to trade range bound in the range of 40,000-45,000 in near term tracking revival of soy meal export demand.

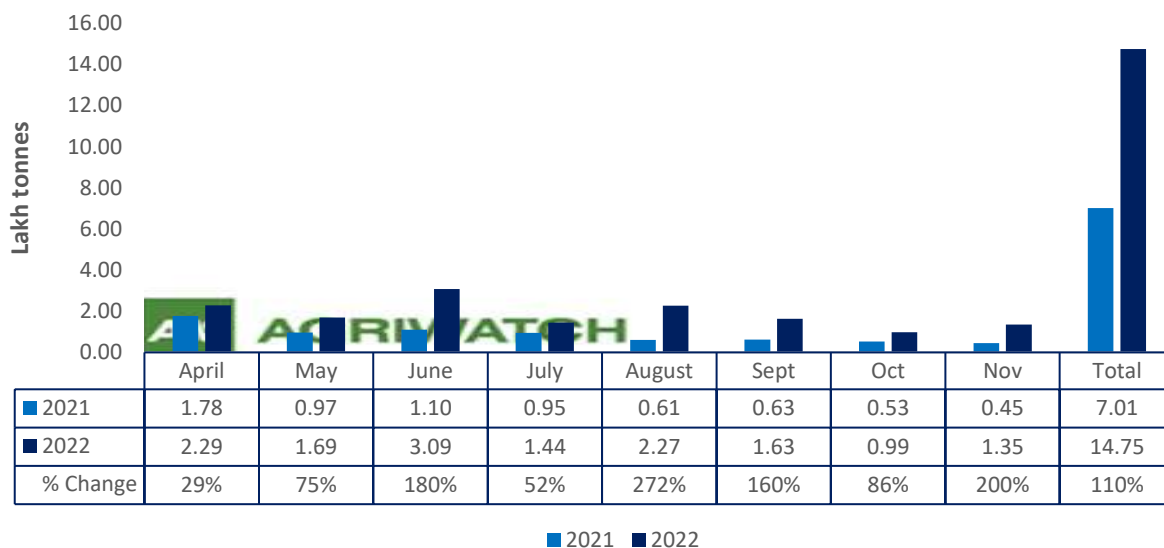


SOPA in its monthly update reported Soybean meal production in Oct'22 up by 24% to 6.43 Lakh tonnes, this compares with 5.19 Lakh tonnes previous year same period. Soymeal production went up in October as crush margin was in parity amid low soybean prices during the month as monthly average net crush margin rendered in Oct'22 at INR 283/MT which ushered up crushing pace.



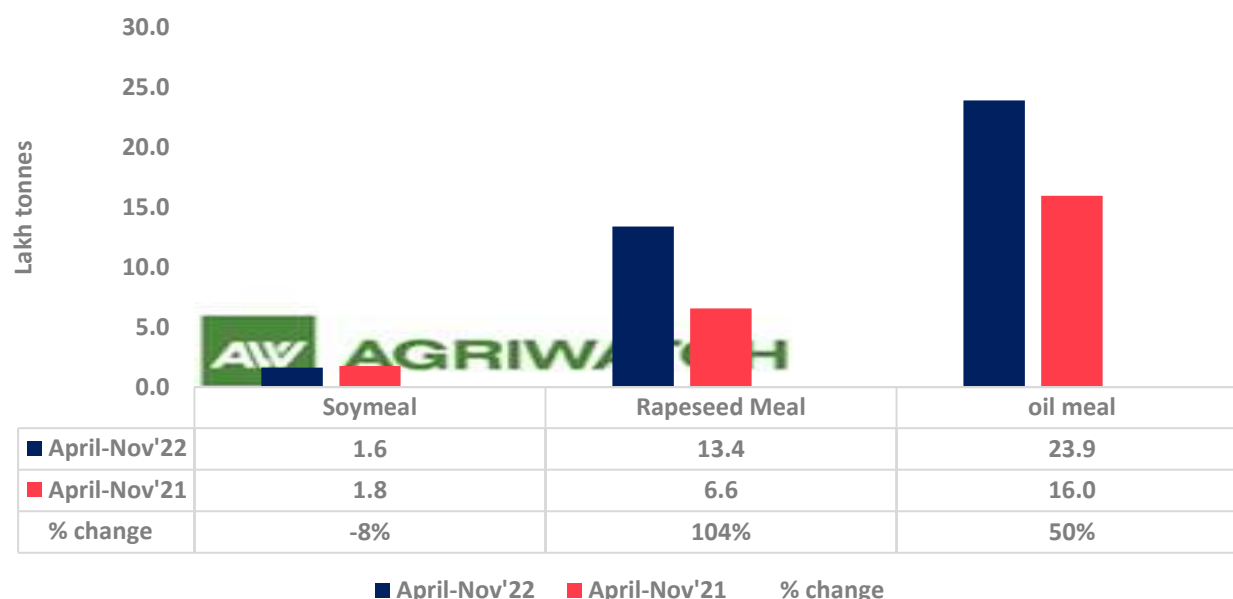
Total oil meal exports in April- Nov'22 went up by 50% to 23.9 Lakh tonnes vs 16 Lakh tonnes previous year same period. However, Soymeal exports up by 282% to 1.64 Lakh tonnes in Nov'22 Vs 0.43 Lakh tonnes previous month. Soymeal exports went up for the third straight month on good soymeal export demand from south east Asia tracking competitive prices in global markets. However, in April'22-Oct'22 soymeal exports are down by 8% to 1.60 Lakh tonnes as compared to 1.74 Lakh tonnes previous year same period.

Rapeseed meal export

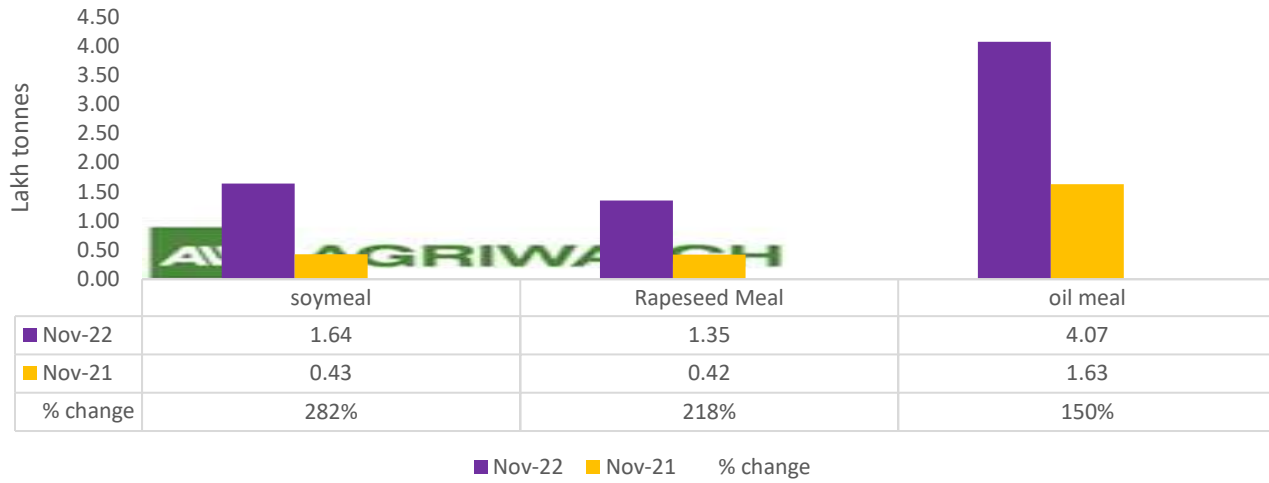


There is a significant jump in export of rapeseed meal in April'22-Nov'22 and reported at 14.75 Lakh tons compared to 7.01 Lakh tons previous year same period i.e., up by 110%. And in Nov'22 exports recorded up by 200% to 1.35 Lakh tonnes vs 0.45 Lakh tonnes in the previous year same period. Upon record crop of rapeseed and crushing resulted in the highest processing, availability of rapeseed meal and export. Currently India is the most competitive supplier of rapeseed meal to South Korea, Vietnam, Thailand and other Far East Countries. In Upcoming months too, we expect good exports amid firm demand from South east Asia.

Oil Meal Export April.'22-Nov'22



Soy meal Vs Rapeseed meal Vs Oil meal export (Oct'22)



Centres	Ex-factory rates (Rs/ton)			Parity To
	16-Jan-23	14-Jan-23	Change	
Indore - 45%, Jute Bag	42500	42700	▼-200	Gujarat, MP
Kota - 45%, PP Bag	44000	45000	▼-1000	Rajasthan, Del, Punjab, Haryana
Dhulia/Jalna - 45%, PP Bag	44500	44500	Unch	Mumbai, Maharashtra
Nagpur - 45%, PP Bag	45000	45000	Unch	Chattisgarh, Orissa, Bihar, Bangladesh, AP, Kar, TN
Nanded	44300	45000	▼-700	Andhra, AP, Kar ,TN
Latur	44000	44500	▼-500	-
Sangli	41000	4100	▲36900	Local and South
Solapur	44500	44500	Unch	Local and South
Akola – 45%, PP Bag	43000	43000	Unch	Andhra, Chattisgarh, Orrisa,Jharkhand, WB
Hingoli	44300	44000	▲300	Andhra, Chattisgarh, Orrisa,Jharkhand, WB
Bundi	43800	44800	▼-1000	-

Soy DOC at Ports			
Centers	Port Price		
	14-Jan-23	14-Jan-23	Change
Kandla (FOR) (INR/MT)	NA	NA	-
Kandla (FAS) (USD/MT)	NA	NA	-
CNF Indonesia – Yellow SBM (USD/MT)	NA	NA	-

Rapeseed Meal	14-Jan-23	14-Jan-23	Change
FAS Kandla (USD/MT)	NA	NA	-
FOR Kandla (Rs/MT)	NA	NA	-
FOR Mundra (Rs/MT)	NA	NA	-
CNF Indonesia (USD/MT)	NA	NA	-

International Soy DOC			
Argentina FOB USD/MT	14-Jan-23	14-Jan-23	Change
Soybean Pellets	594	594	Unch
Soybean Cake Flour	594	594	Unch
Soya Meal	NR	NR	-
Soy Expellers	NR	NR	-

Sunflower (DOC) Rates	Ex-factory rates (Rs/ton)		
Centers	16-Jan-23	14-Jan-23	Change
Adoni	36000	Closed	-

17th Jan, 2023

Khamgaon	NA	Closed	-
Parli	NA	Closed	-
Latur	NA	Closed	-

Groundnut Meal (Rs/MT)	16-Jan-23	14-Jan-23	Change
Basis 45%, Saurashtra	33000	Closed	-
Basis 40%, Saurashtra	30000	Closed	-
GN Cake, Gondal	35000	Closed	-

Mustard DOC	16-Jan-23	14-Jan-23	Change
Jaipur (Plant delivery)	19300	Closed	-
Kandla (FOR Rs/MT)	20300	Closed	-

Mumbai Oil Meal Quotes:			
Rs/M.T.	16-Jan-23	14-Jan-23	Change
G.N. Extr (45%)	32500	32500	Unch
Kardi Extr	NA	NA	-
Undec Cottonseed Exp	34500	34500	Unch
Rice Bran Extr.	NA	NA	-
Sunflower Extr.	29000	28500	▲ 500
Rapeseed Extr.	NA	NA	-
Soymeal 48%	44609	44713	▼ -104
Castor Extr.	9850	9550	▲ 300

Disclaimer

The information and opinions contained in the document have been compiled from sources believed to be reliable. The company does not warrant its accuracy, completeness and correctness. Use of data and information contained in this report is at your own risk. This document is not, and should not be construed as, an offer to sell or solicitation to buy any commodities. This document may not be reproduced, distributed or published, in whole or in part, by any recipient hereof for any purpose without prior permission from the Company. IASL and its affiliates and/or their officers, directors and employees may have positions in any commodities mentioned in this document (or in any related investment) and may from time to time add to or dispose of any such commodities (or investment). Please see the detailed disclaimer at <http://www.agriwatch.com/disclaimer.php> © 2023 Indian Agribusiness Systems Limited