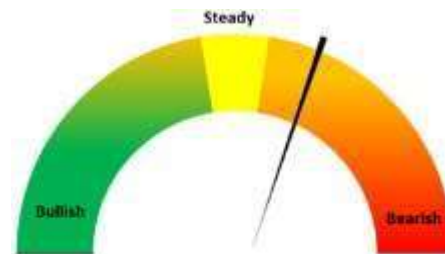
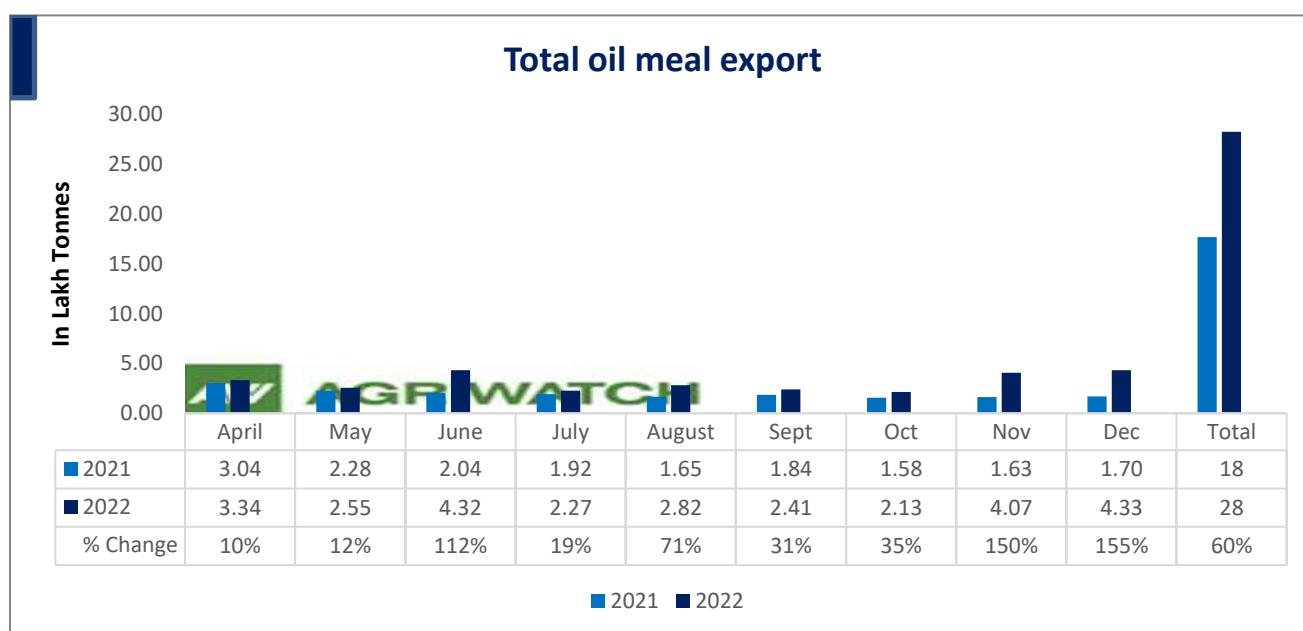


19th Jan, 2023
Soy Meal Fundamentals:

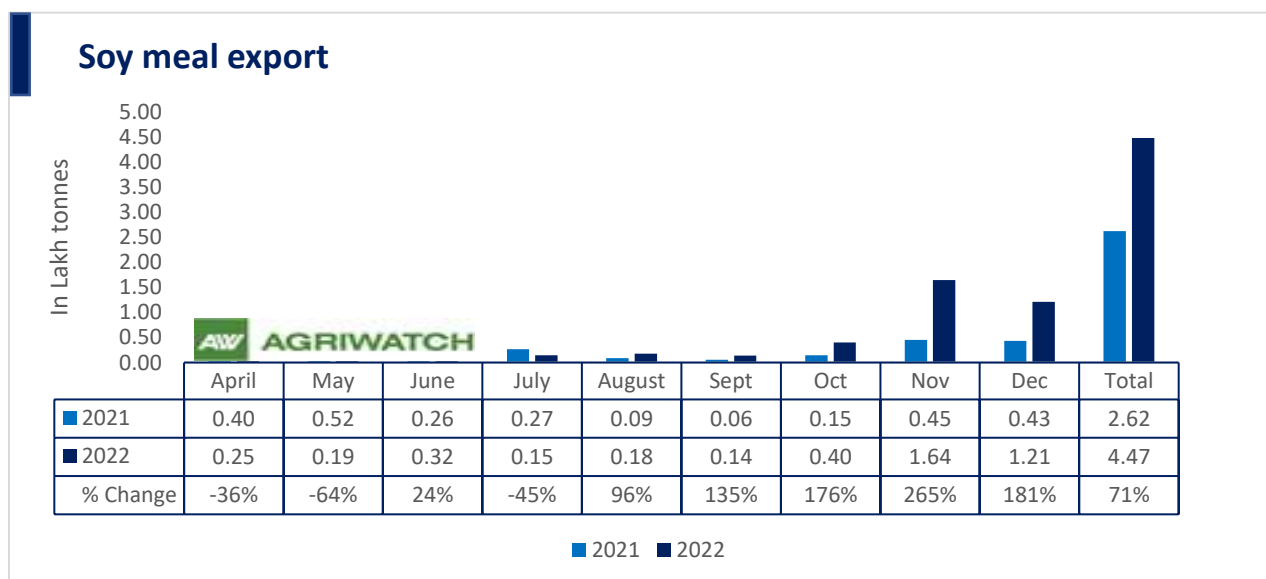
Today's Update- Soymeal Indore prices went marginally up by 0.5% to Rs. 42,700/MT as compared to previous day amid subdued trading activities. In other markets Soymeal traded with steady bias amid weak demand. Soymeal prices in the domestic market are expected to trade range bound in the range of 40,000-45,000 in near term tracking revival of soy meal export demand.



According to USDA Jan'23 report, 2022/23, India's Soybean crush is estimated to be at 9.9 MMT as compared to previous year at 9.5 MMT and country's domestic consumption is estimated to be at 6.94 MMT Vs 7.02 MMT previous year. Moreover, Soymeal exports is projected at 1.2 MMT as compared to 0.66 MMT previous year.



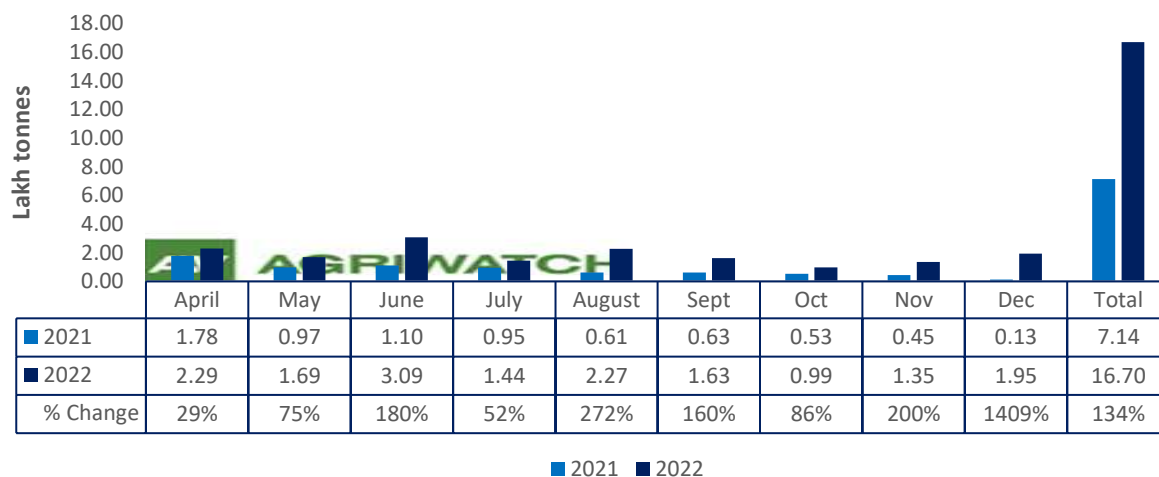
Total oil meal exports in April- Dec'22 went up by 60% to 28 Lakh tonnes vs 18 Lakh tonnes previous year same period. However, Soymeal exports up by 181% to 1.21 Lakh tonnes in Dec'22 Vs 0.43 Lakh tonnes previous



19th Jan, 2023

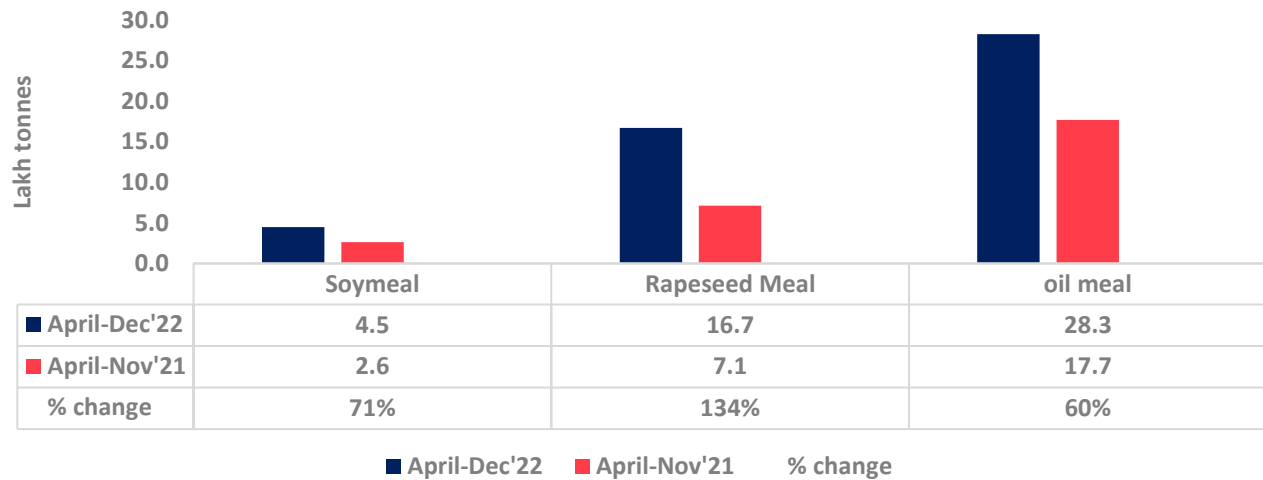
month. Soymeal exports went up for the fifth straight month on good soymeal export demand from south east Asia tracking competitive prices in global markets. However, in April'22-Dec'22 soymeal exports are up by 71% to 4.47 Lakh tonnes as compared to 2.62 Lakh tonnes previous year same period.

Rapeseed meal export

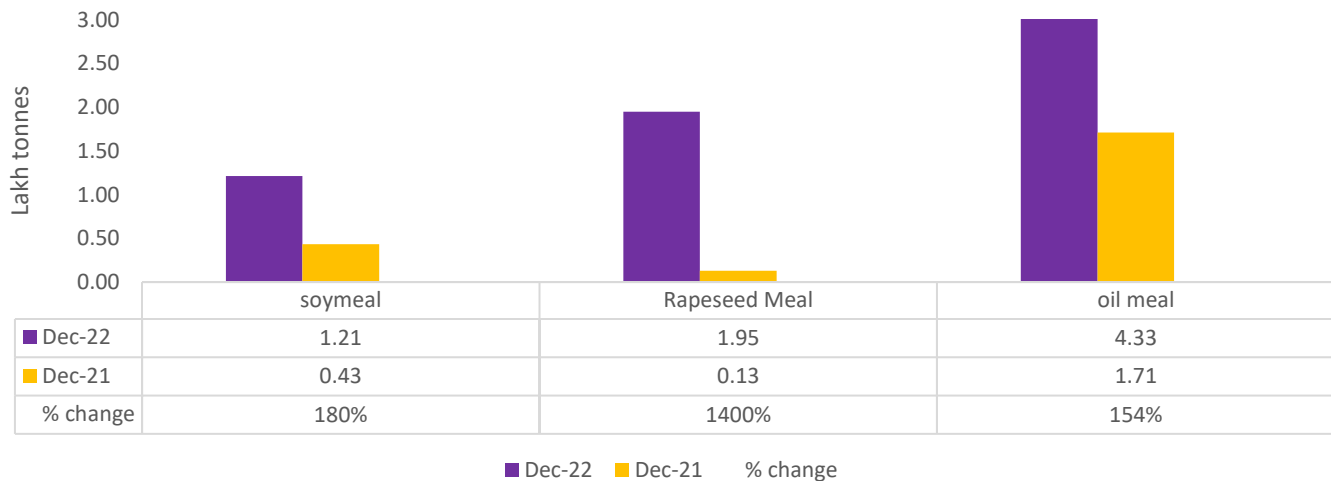


There is a significant jump in export of rapeseed meal in April'22-Dec'22 and reported at 16.70 Lakh tons compared to 7.14 Lakh tons previous year same period i.e., up by 134%. And in Dec'22 exports recorded up by 1409% to 1.95 Lakh tonnes vs 0.13 Lakh tonnes in the previous year same period. Upon record crop of rapeseed and crushing resulted in the highest processing, availability of rapeseed meal and export. Currently India is the most competitive supplier of rapeseed meal to South Korea, Vietnam, Thailand and other Far East Countries. In Upcoming months too, we expect good exports amid firm demand from South east Asia.

Oil Meal Export April.'22-Dec'22



Soy meal Vs Rapeseed meal Vs Oil meal export (Dec'22)



Centres	Ex-factory rates (Rs/ton)			Parity To
	18-Jan-23	17-Jan-23	Change	
Indore - 45%, Jute Bag	42700	42500	▲200	Gujarat, MP
Kota - 45%, PP Bag	43700	44000	▼-300	Rajasthan, Del, Punjab, Haryana
Dhulia/Jalna - 45%, PP Bag	44500	44500	Unch	Mumbai, Maharashtra
Nagpur - 45%, PP Bag	43700	45000	▼-1300	Chattisgarh, Orissa, Bihar, Bangladesh, AP, Kar, TN
Nanded	44500	44300	▲200	Andhra, AP, Kar ,TN
Latur	44500	44500	Unch	-
Sangli	41000	41000	Unch	Local and South
Solapur	44500	44500	Unch	Local and South
Akola – 45%, PP Bag	43000	43000	Unch	Andhra, Chattisgarh, Orrisa,Jharkhand, WB
Hingoli	44000	44300	▼-300	Andhra, Chattisgarh, Orrisa,Jharkhand, WB
Bundi	43500	43800	▼-300	-

Soy DOC at Ports			
Centers	Port Price		
	17-Jan-23	17-Jan-23	Change
Kandla (FOR) (INR/MT)	NA	NA	-
Kandla (FAS) (USD/MT)	NA	NA	-
CNF Indonesia – Yellow SBM (USD/MT)	NA	NA	-

Rapeseed Meal	17-Jan-23	17-Jan-23	Change
FAS Kandla (USD/MT)	NA	NA	-
FOR Kandla (Rs/MT)	NA	NA	-
FOR Mundra (Rs/MT)	NA	NA	-
CNF Indonesia (USD/MT)	NA	NA	-

International Soy DOC			
Argentina FOB USD/MT	17-Jan-23	17-Jan-23	Change
Soybean Pellets	599	599	Unch
Soybean Cake Flour	599	599	Unch
Soya Meal	NR	NR	-
Soy Expellers	NR	NR	-

Sunflower (DOC) Rates	Ex-factory rates (Rs/ton)		
Centers	18-Jan-23	17-Jan-23	Change
Adoni	36000	36000	Unch

19th Jan, 2023

Khamgaon	NA	NA	-
Parli	NA	NA	-
Latur	NA	NA	-

Groundnut Meal (Rs/MT)	18-Jan-23	17-Jan-23	Change
Basis 45%, Saurashtra	33000	33000	Unch
Basis 40%, Saurashtra	30000	30000	Unch
GN Cake, Gondal	35000	35000	Unch

Mustard DOC	18-Jan-23	17-Jan-23	Change
Jaipur (Plant delivery)	19500	19300	▲ 200
Kandla (FOR Rs/MT)	20500	20300	▲ 200

Mumbai Oil Meal Quotes:			
Rs/M.T.	18-Jan-23	17-Jan-23	Change
G.N. Extr (45%)	32000	32500	▼ -500
Kardi Extr	NA	NA	-
Undec Cottonseed Exp	34500	35000	▼ -500
Rice Bran Extr.	NA	NA	-
Sunflower Extr.	29000	28500	▲ 500
Rapeseed Extr.	NA	NA	-
Soymeal 48%	44817	44609	▲ 208
Castor Extr.	9650	9850	▼ -200

Disclaimer

The information and opinions contained in the document have been compiled from sources believed to be reliable. The company does not warrant its accuracy, completeness and correctness. Use of data and information contained in this report is at your own risk. This document is not, and should not be construed as, an offer to sell or solicitation to buy any commodities. This document may not be reproduced, distributed or published, in whole or in part, by any recipient hereof for any purpose without prior permission from the Company. IASL and its affiliates and/or their officers, directors and employees may have positions in any commodities mentioned in this document (or in any related investment) and may from time to time add to or dispose of any such commodities (or investment). Please see the detailed disclaimer at <http://www.agriwatch.com/disclaimer.php> © 2023 Indian Agribusiness Systems Limited